

*Installation, Diagnostic, Service and Repair Information for
Standby/Prime Power Generators*

START

About This
Disc

VERSION **3.0** January 2004

GENERAC

***Scheduled
Maintenance
Information***

**Installer's
Guide**

**Transfer
Switches**

www.generac.com

**Diagnostic
Manuals**

Controls

**Engine
Service**

GR Series

**Engine
Parts**

***Miscellaneous Manuals
and Update Bulletins***

DG 50 Series

EXIT



Diagnostic Manuals

Manual #	Model #	Description
063185	Standby	Diagnostic Repair Manual (Pre 1986)
079247	Standby	Diagnostic Repair Manual (Post 1986)



Diesel Engine Service Manuals

[\(CLICK HERE FOR GAS ENGINE SERVICE MANUALS\)](#)

Engine Model #	Manual #	Description
1.0 L Diesel	082034	Service Manual 1.0 Liter Diesel Engine
2.2 L Diesel	099342	Service Manual 2.2 Liter Diesel Engine (Mazda)
2.2 L Diesel	0C4768	Service Manual 2.2 Liter Diesel Engine (Isuzu)
2.4 L Diesel	0A3024	Service Manual 2.4 Liter Diesel Engine (Kia)
3.0 L Diesel	099341	Service Manual 3.0 Liter Diesel Engine (Mazda)
3.0 L Diesel	0E7627	Service Manual 3.0 Liter Diesel Engine (Kia)
3.3 L Diesel	0E6246	Service Manual 3.3 Liter Diesel Engine (Daewoo)
3.9 L Diesel	0E7082	Service Manual 3.9 Liter Diesel Engine (Mitsubishi MMC)
4.0 L Diesel	092119	Service Manual 4.0 Liter Diesel Engine (Hino)
4.3 L Diesel	093863	Service Manual 4.3 Liter V-6 Diesel Engine (GM)
5.0 / 7.5 L Diesel	020033	Service Manual 5.0 / 7.5 Liter Diesel Engine (Ford Iveco)
6.4 L Diesel	0A8029	Service Manual 6.4 Liter Diesel Engine (Hino)
7.5 L Diesel	0E7084	Service Manual 7.5 Liter Diesel Engine (Mitsubishi MMC)
12.0/16.0 L Diesel	0C8222	Service Manual 12.0/16.0 Liter Diesel Engine (Mitsubishi MMC)
13.3 L Diesel	0A8028	Service Manual 13.3 Liter Diesel (Hino)

[TOP OF PAGE](#)











[TOP OF PAGE](#)

[TOP OF PAGE](#)



Gas Engine Service Manuals

[\(CLICK HERE FOR DIESEL ENGINE SERVICE MANUALS\)](#)

Engine Model #	Manual #	Description
 1.0 / 1.2 L Gas	082033	Service Manual 1.0/1.2 Liter Gas Engine
 1.5 L Gas	0C1947	Service Manual 1.5 Liter Gas Engine (Mitsubishi)
 1.6 L Gas	0A1368	Service Manual 1.6 Liter Gas Engine (Fiat)
 2.6 L Gas	063287	Service Manual 2.6 Liter Gas/Gasoline Engine
 3.0 L Gas	0E8187	Service Manual 3.0 Liter Gas Engine (GM)
 4.3 L Gas	0C8220	Service Manual 4.3 Liter Gas Engine (GM)
 5.0 / 5.7 L Gas	0E7738	Service Manual 5.0/5.7 Liter Gas Engine (GM)
 6.8 L Gas	0E7083	Service Manual 6.8 Liter Gas Engine (Ford)
 7.4 L Gas	0C5456	Service Manual 7.4 Liter Gas Engine (GM)
 8.1 L Gas	0E7085	Service Manual 8.1 Liter Gas Engine (GM)

[TOP OF PAGE](#)

[TOP OF PAGE](#)

[TOP OF PAGE](#)

Engine Parts Manuals

For liquid-cooled engine parts information, please refer to the "Standby Parts Information CD", Part Number 0D7993B, available through your normal source of supply.

Additional parts information can be found by logging on to the **GpS** (*Generac Parts System*) on Generac Power System's **OIS** website at:

<http://ois.generac.com>.

To set up an account and obtain a password, contact Generac Power Systems at (262) 544-4172, or e-mail:

lparr@generac.com

Dealers must have a signed agreement on file with Generac to obtain access to OIS.



TOP OF PAGE

TOP OF PAGE

TOP OF PAGE



Transfer Switch Owner's Manuals

Model	Manual #	Description
GTS "Y" Type	091413	Owner's Manual GTS "Y" Type Automatic Transfer Switch
GTS "Wn" Type	091414	Owner's Manual GTS "Wn" Type Automatic Transfer Switch 100 through 2600 Amp, 600 Volts
GTS "Y" Type	091415	Owner's Manual GTS "Y" Type Automatic Transfer Switch 105 through 420 Amp OLYMPIAN
GTS "W" Type	0A8675	Owner's Manual GTS "W" Type Automatic Transfer Switch 100 through 400 Amp, 600 Volts
GTS "B" Type	0C2207	Owner's Manual GTS "B" Type Bypass Isolation Automatic Transfer Switch 400 Amp, 600 Volts
"CTTS" Type	0C3596	Owner's Manual CTTS Type Closed Transition Transfer Switch 100 through 400 Amp, 600 Volts
GTS "W" Type	0D4001	Owner's Manual GTS "W" Type Automatic Transfer Switch 200 Amp, 250 Volts
"CTTS" Type	0D8071	Owner's Manual CTTS Type Closed Transition Transfer Switch 600 through 2600 Amp, 600 Volts
GTS "W" Type	0D8291	Owner's Manual GTS "W" Type Automatic Transfer Switch 100 through 400 Amp, 600 Volts
GTS "W" Type	0E1978	Owner's Manual GTS "W" Type Automatic Transfer Switch 100 through 400 Amp, 600 Volts
GTS "Wn" Type	0E3180	Owner's Manual GTS "Wn" Type Automatic Transfer Switch 600 through 2600 Amp, 600 Volts
ILC	0E4455	Owner's Manual Integrated Load Center 200 Amp, 600 Volts
ILC	0E5542	Owner's Manual Integrated Load Center 200 Amp, 600 Volts
GTS "Wn" Type	0E6328	Owner's Manual GTS "Wn" Type Automatic Transfer Switch 100 through 1600 Amp, 600 Volts Trip-to-Neutral
GTS "W" Type 004940-0 004941-0 004942-0 004943-0	0E6405	Owner's Manual GTS "W" Type Automatic Transfer Switch 200 through 400 Amp, 600 Volts
ILC	0E8039	Owner's Manual Integrated Load Center 200 Amp, 600 Volts

TOP OF PAGE

TOP OF PAGE

TOP OF PAGE



Control Panel Manuals

Model	Manual #	Description
"D" Option	0A3303	Operator's Manual "D" Option Control Panel
000984-0, 1, 2 000985-0, 1, 2 004280-0, 1, 2 004281-0, 1, 2 004391-0, 1 004392-0, 1	0A7450	20 Light Remote Annunciator Owner's Manual • Standard Annunciator • Annunciator w/Remote Relay Panel • Time Multiplexed Annunciator
"E" Option	0A7605	Operator's Manual "E" Option Control Panels
D/E Remote	0A9825	D/E Remote Relay Panel User Guide
"C" Option	0C4205	Operator's Manual "C" Option Control Panel
Modbus	0D2901	Modbus for the DG Series Generators
GenLink®	0D3704	GenLink® Operating Manual Version 6.0
"E-Plus" Option	0D9344	Operator's Manual "E-Plus" Option Control Panel
"C" Option	0E1581	Operator's Manual "C" Option Control Panel with Sealed Connectors (400 kW and below)
Remote Relay	0E5624	Remote Relay Panel User Guide
GenLink®	0E8468	GenLink® - DCP Operating Manual Version 1.0

TOP OF PAGE

TOP OF PAGE

TOP OF PAGE



GR Series Manuals

Model	Manual #	Description
004059-0 004359-0	0C1765	GR-50 Operation and Maintenance Manual
004060-0 004360-0	0C1766	GR-70 Operation and Maintenance Manual
004061-0 004361-0	0C1767	GR-85 Operation and Maintenance Manual
004063-0 004363-0	0C1769	GR-125 Operation and Maintenance Manual
004064-0 004364-0	0C1770	GR-160 Operation and Maintenance Manual
004065-0 004365-0	0C1771	GR-190 Operation and Maintenance Manual
004066-0 004366-0	0C1773	GR-210 Operation and Maintenance Manual
004197-0	0C2700	GR-8 Operation and Maintenance Manual
004058-1	0D4153	GR-25 Operation and Maintenance Manual
004359-1	0D4154	GR-50 Operation and Maintenance Manual
004360-1	0D4155	GR-70 Operation and Maintenance Manual
004361-1	0D4156	GR-85 Operation and Maintenance Manual
004363-1	0D4157	GR-125 Operation and Maintenance Manual
004364-1	0D4158	GR-160 Operation and Maintenance Manual
004365-1	0D4159	GR-190 Operation and Maintenance Manual
004366-1	0D4160	GR-210 Operation and Maintenance Manual

TOP OF PAGE

TOP OF PAGE

TOP OF PAGE



DG Series Manuals

Model	Manual #	Description
004165-0 004167-0	0C6147	Owner's Manual DG 50 Genset
004311-0 004313-0	0C7363	Owner's and Installation Manual DG 50 Genset
004311-1 004313-1	0D2773	Owner's Manual DG 50 Genset
004165-1 004167-1 004275-1 004376-1	0D8944	Owner's Manual DG 50 Genset
004311-2 004313-2	0D9102	Owner's Manual DG 50 Genset
004595-0 004596-0	0E3611	Owner's Manual DG 50-S Genset

[TOP OF PAGE](#)

[TOP OF PAGE](#)

[TOP OF PAGE](#)



Miscellaneous Manuals

Model	Manual #	Description
ALL	046941	Basic Electricity (Technical Education)
ALL	046961	Controlling Electricity (Technical Education)
Barber Coleman	—	Compilation of Manuals for Barber Coleman controllers as used in Generac Standby/Prime Power Systems
ALL	0C3410	Rotor and Stator Resistance Tables for Generac Power Systems
ALL	SVE,15679	Product Updates (1999 and older)
ALL	Pib99	Product Information Bulletins for 1999
ALL	Pib2000	Product Information Bulletins for 2000
ALL	Pib2001	Product Information Bulletins for 2001
ALL	Pib2002	Product Information Bulletins for 2002
ALL	Pib2003	Product Information Bulletins for 2003

TOP OF PAGE

TOP OF PAGE

TOP OF PAGE