


# Service Parts

## Industrial Generator Sets



Models:

**20-180ROZJ/REOZJ/ROZJA**

See Group 701, Literature for  
Engine and Accessory Parts Catalogs

**KOHLER**<sup>®</sup>  
POWER SYSTEMS

**ISO 9001**  
**KOHLER**  
GENERATORS  
INTERNATIONALLY REGISTERED  
U.S.A. Plant ISO Registered

Specification Series 189

TP-5408 6/98a



# Table of Contents

<b>SUBJECT</b>	<b>PAGE</b>	<b>SUBJECT</b>	<b>PAGE</b>
Introduction .....	1	16-Light Controller Assemblies .....	115
Specification Number Index .....	2	Engine Gaugebox Kits .....	132
Group 101: Air Intake .....	14	Engine Gaugebox Assemblies .....	133
Group 103: Fuel System .....	16	Manual Controller Kits .....	134
Group 104: Cooling System .....	18	Manual Controller Assemblies .....	136
Group 105: Engine .....	26	Decision-Maker™ 340 Controller Kits .....	139
Group 107: Nameplate and Decals .....	36	Decision-Maker™ 1 Controller Kits .....	140
Group 108: Oil Pressure Switches .....	38	Decision-Maker™ 1 Controller Assemblies .....	142
Group 109: Skid and Plant Mounting .....	40	Manual Paralleling Controller Kits .....	145
Group 110: Water Temperature Switches .....	44	Manual Paralleling Controller Assemblies .....	150
Group 119: Recommended Spare Parts .....	45	Cooling System Kits .....	160
Group 201: Generator and Mounting .....	48	Air Cleaner Kits, Heavy Duty .....	177
Group 301: Controller and Mounting .....	66	Appendix A. Glossary of Abbreviations .....	178
Group 501: Housing .....	74	Appendix B. Common Hardware Application Guidelines ..	179
Group 701: Literature .....	78	Appendix C. General Torque Specifications .....	180
Kit List .....	79	Appendix D. Common Hardware Identification .....	181
6- and 7-Light Controller Kits .....	86	Appendix E. Common Hardware List .....	182
6- and 7-Light Controller Assemblies .....	93		
16-Light Controller Kits .....	109		



## Introduction

This manual contains a list of generator and some engine service replacement parts for Kohler industrial generator sets. Refer to the Specification Number Index for models and specifications covered.

This manual includes the following main sections:

- *Table of Contents*: Lists the sections of this catalog.
- *Introduction (and other information sections)*: Contains introductory material followed by sections on specification numbers, part numbers, and hardware.
- *Index*: Indexes generator set specifications and their groups.
- *Group Parts Lists*: Lists part numbers of parts in the groups.
- *Kit List and kit sections*: Lists controller and cooling system kits (by model) and their parts. See Parts Catalog TP-5707 for parts lists of optional accessory kits installed on the generator set.
- *Appendices*: Includes Glossary of Abbreviations, Common Hardware Application Guidelines, Common Hardware Identification, General Torque Specifications, and Common Hardware List.

## Number Significance

This catalog uses a variety of numbering systems. A description of these follows:

- *Specification Number*: The generator specification number (spec number) is six digits with a PA-, PB-, or PE-prefix (Specification Number Index does not show prefixes). The first three digits designate generator size and engine model (specification series). The remaining digits are in sequence and identify a particular spec in a series. Spec numbers break down into groups.
- *Group Number*: A group consists of parts needed to perform one or more related functions. For example, the 101 group is the generator set Air Intake group.
- *Variation Number*: A group might have several variations. Parts comprising each variation perform the same function, but parts lists vary. For example, a 50 Hz generator alternator and 60 Hz generator alternator both perform the same function. However, they are constructed of different parts. Each of these differences necessitates the assignment of a group variation number.
- *Part Number*: The part number identifies an individual assembly, subassembly, component, or accessory kit.

## How to Find Part Numbers

**FOLLOW THESE STEPS** to identify a part:

**STEP 1:** Turn to the Specification Number Index. The first column lists generator set specification numbers grouped by model. The headings across the top identify the groups of parts that make up the generator set. The intersection of the specification number and the group numbers is the

variation number corresponding to the components of that specification number. Note the variation number.

**STEP 2:** Find the page number of the group in the Table of Contents and turn to that page or page forward until you find the group. Variation numbers in the column heading of the group page correspond to variations found in the Specification Number Index. Find the description of the part you need in the description column. The intersection of the description row with the variation column identifies the quantity of that part used in that group. Find the part number to order to the left of the description in the part number column.

## Hardware Grades

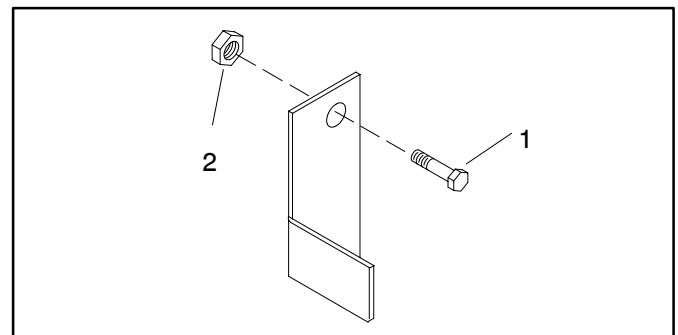
**When replacing hardware do not substitute inferior grade hardware.** All hex. head screws are hardness grade 5, except where noted. Socket head screws are similar to grade 8. All replacement hardware should be at least equal to original manufacturer's hardware quality. Refer to Common Hardware Application Guidelines and Common Hardware Identification in the back of the manual.

## Hardware References

Many common hardware items will appear in parts catalogs as common hardware entries or hardware references. A common hardware entry refers to the size of common hardware to apply in accordance with hardware guidelines. For example, an item may appear as "3/8-16 hardware" in the text. It indicates that the piece is 3/8-16 size. See Common Hardware Application Guidelines.

*A hardware reference has the abbreviation "ref." in the part's description.* Hardware references specify common hardware items; however, size or some other characteristic requires specification in that application. For example, item 1 in Figure 1 below might appear in the text as follows:

Screw, 3/8-16 x 1, ref. X-6021-1



**Figure 1. Hardware References**

# Specification Number Index

GROUP TITLE & NUMBER	Air Intake	Fuel System	Cooling System	Engine	Nameplates and Decals	Oil Pressure Switches	Skid and Plant Mounting	Water Temperature Switches	Recommended Spare Parts	Generator and Mounting	Controller and Mounting	Literature	Housing	
GROUP NO.	101	103	104	105	107	108	109	110	119	201	301	701	501	
SPEC NO.	VARIATION NUMBER													
20ROZJ														
189001	4	2	4	2	10	1	1	1	‡	12	10	6	‡	
189002	4	2	4	2	11	1	1	1	‡	17	12	6	‡	
189003	4	2	4	2	10	1	1	1	‡	12	10	6	‡	
189004	4	2	4	2	10	1	1	1	‡	12	†	6	‡	
189005	4	2	4	2	11	1	1	1	‡	17	†	6	‡	
189006	4	2	4	2	10	1	1	1	‡	10	†	6	‡	
189007	4	2	4	2	10	1	1	1	‡	12	†	6	‡	
189008	4	2	4	2	10	1	1	1	‡	10	†	6	‡	
189009	4	2	4	2	11	1	1	1	‡	17	†	6	‡	
189010	4	‡	4	12	10	1	1	1	*	12	10	7	‡	
189011	4	‡	4	12	11	1	1	1	*	17	33	7	‡	
189012	4	‡	4	12	10	1	1	1	*	10	10	7	‡	
189013	4	‡	†	12	10	1	1	1	*	12	†	7	‡	
189014	4	‡	†	12	10	1	1	1	*	10	†	7	‡	
189015	4	‡	†	12	11	1	1	1	*	17	†	7	‡	
189016	7	‡	8	14	186-2	5	7	6	1	42	186-2	7	‡	
189017	7	‡	8	14	186-12	5	7	6	1	49	186-4	7	‡	
189018	7	‡	8	14	186-2	5	7	6	1	43	186-2	7	‡	
189019	7	‡	†	14	186-2	5	7	6	2	42	†	7	‡	
189020	7	‡	†	14	186-2	5	7	6	2	43	†	7	‡	
189021	7	‡	†	14	186-12	5	7	6	2	49	†	7	‡	
189022	7	‡	8	26	186-2	5	7	6	13	42	186-2	7	‡	
189023	7	‡	8	26	186-2	5	7	6	13	49	186-4	7	‡	
189024	7	‡	8	26	186-2	5	7	6	13	43	186-2	7	‡	
189025	7	‡	†	26	186-2	5	7	6	14	42	†	7	‡	
189026	7	‡	†	26	186-2	5	7	6	14	43	†	7	‡	
189027	7	‡	†	26	186-2	5	7	6	14	49	†	7	‡	
189034	29	‡	36	99	44	E99	46	E99	13	134	77	7	‡	
189035	29	‡	36	99	44	E99	46	E99	13	135	186-4	7	‡	
189036	†	‡	†	99	44	E99	†	E99	14	†	†	7	‡	

\* Recommended spare parts not assigned a variation in this spec. Use Table 1 in Group 119 instead of standard parts list.

† Desired air intake, cooling, skid, and generator kit chosen from price list. Determine kit number from generator set nameplate and see Group parts sections for parts list.

‡ Group not used on generator set spec.

# Specification Number Index

GROUP TITLE & NUMBER	Air Intake	Fuel System	Cooling System	Engine	Nameplates and Decals	Oil Pressure Switches	Skid and Plant Mounting	Water Temperature Switches	Recommended Spare Parts	Generator and Mounting	Controller and Mounting	Literature	Housing
GROUP NO.	101	103	104	105	107	108	109	110	119	201	301	701	501
SPEC NO.	VARIATION NUMBER												
<b>20REOZJ</b>													
189029	33	‡	35	92	44	E92	44	E92	25	123	77	37	‡
189030	33	‡	35	92	44	E92	44	E92	25	124	186-4	37	‡
189031	†	‡	†	92	44	E92	†	E92	27	†	†	37	‡
189032	†	‡	†	93	44	E93	†	E93	27	†	†	37	‡
<b>30ROZJ</b>													
189101	4	2	4	2	8	1	1	1	‡	10	10	5	‡
189102	4	2	4	2	12	1	1	1	‡	13	12	5	‡
189103	4	2	4	2	8	1	1	1	‡	11	10	5	‡
189104	4	2	4	2	8	1	1	1	‡	10	†	5	‡
189105	4	2	4	2	12	1	1	1	‡	13	†	5	‡
189106	4	2	4	2	8	1	1	1	‡	11	†	5	‡
189107	4	2	†	2	8	1	1	1	‡	10	†	5	‡
189108	4	2	†	2	8	1	1	1	‡	11	†	5	‡
189109	4	2	†	2	12	1	1	1	‡	13	†	5	‡
189110	4	‡	4	12	8	1	1	1	*	10	10	7	‡
189111	4	‡	4	12	12	1	1	1	*	13	33	7	‡
189112	4	‡	4	12	8	1	1	1	*	11	10	7	‡
189113	4	‡	†	12	8	1	1	1	*	10	†	7	‡
189114	4	‡	†	12	8	1	1	1	*	11	†	7	‡
189115	4	‡	†	12	12	1	1	1	*	13	†	7	‡
189116	7	‡	8	14	186-4	5	7	6	1	43	186-2	7	‡
189117	7	‡	8	14	186-14	5	7	6	1	50	186-4	7	‡
189118	7	‡	8	14	186-4	5	8	6	1	44	186-2	7	‡
189119	7	‡	†	14	186-4	5	7	6	2	43	†	7	‡
189120	7	‡	†	14	186-4	5	8	6	2	44	†	7	‡
189121	7	‡	†	14	186-14	5	7	6	2	50	†	7	‡
189122	4	‡	10	18	33	1	11	1	‡	57	39	7	1
189123	7	‡	8	26	186-4	5	7	6	13	43	186-2	7	‡
189124	7	‡	8	26	186-4	5	7	6	13	50	186-4	7	‡
189125	7	‡	8	26	186-4	5	8	6	13	44	186-2	7	‡
189126	7	‡	†	26	186-4	5	7	6	14	43	†	7	‡

\* Recommended spare parts not assigned a variation in this spec. Use Table 1 in Group 119 instead of standard parts list.

† Desired air intake, cooling, skid, and generator kit chosen from price list. Determine kit number from generator set nameplate and see Group parts sections for parts list.

‡ Group not used on generator set spec.

# Specification Number Index

GROUP TITLE & NUMBER	Air Intake	Fuel System	Cooling System	Engine	Nameplates and Decals	Oil Pressure Switches	Skid and Plant Mounting	Water Temperature Switches	Recommended Spare Parts	Generator and Mounting	Controller and Mounting	Literature	Housing
GROUP NO.	101	103	104	105	107	108	109	110	119	201	301	701	501
SPEC NO.	VARIATION NUMBER												
<b>30ROZJ</b>													
189127	7	‡	†	26	186-4	5	8	6	14	44	†	7	‡
189128	7	‡	†	26	186-4	5	7	6	14	50	†	7	‡
189129	4	‡	10	27	33	1	11	1	‡	57	39	7	1
189132	19	‡	23	69	46	10	29	10	13	87	66	7	4
189140	29	‡	36	99	44	E99	46	E99	13	136	186-2	7	‡
189141	29	‡	36	99	44	E99	46	E99	13	137	186-4	7	‡
189142	†	‡	†	99	44	E99	†	E99	14	†	†	7	‡
<b>30REOZJ</b>													
189133	33	‡	35	92	44	E92	44	E92	25	125	186-2	37	‡
189134	33	‡	35	92	44	E92	44	E92	25	126	186-4	37	‡
189135	†	‡	†	92	44	E92	†	E92	27	†	†	37	‡
189136	†	‡	†	93	44	E93	†	E93	27	†	†	37	‡
189137	33	‡	41	106	44	E106	49	E106	‡	146	80	41	8
<b>40ROZJ</b>													
189201	4	2	4	2	9	1	1	1	‡	11	15	8	‡
189202	4	2	4	2	13	1	1	1	‡	14	13	8	‡
189203	4	2	4	2	9	1	1	1	‡	1	15	8	‡
189204	4	2	4	2	9	1	1	1	‡	11	†	8	‡
189205	4	2	4	2	13	1	1	1	‡	14	†	8	‡
189206	4	2	4	2	9	1	1	1	‡	1	†	8	‡
189207	4	2	4	2	9	1	1	1	‡	11	†	8	‡
189208	4	2	4	2	9	1	1	1	‡	1	†	8	‡
189209	4	2	4	2	13	1	1	1	‡	13	†	8	‡
189210	4	‡	4	12	9	1	1	1	*	11	15	7	‡
189211	4	‡	4	12	13	1	1	1	*	14	34	7	‡
189212	4	‡	4	12	9	1	1	1	*	1	15	7	‡
189213	4	‡	†	12	9	1	1	1	*	11	†	7	‡
189214	4	‡	†	12	9	1	1	1	*	1	†	7	‡
189215	4	‡	†	12	13	1	1	1	*	14	†	7	‡
189216	7	‡	8	14	186-6	5	8	6	1	44	186-6	7	‡
189217	7	‡	8	14	186-16	5	8	6	1	51	186-8	7	‡
189218	7	‡	8	14	186-6	5	8	6	1	45	186-6	7	‡

\* Recommended spare parts not assigned a variation in this spec. Use Table 1 in Group 119 instead of standard parts list.

† Desired air intake, cooling, skid, and generator kit chosen from price list. Determine kit number from generator set nameplate and see Group parts sections for parts list.

‡ Group not used on generator set spec.

# Specification Number Index

GROUP TITLE & NUMBER	GROUP NO.													
<i>Air Intake</i>	<i>Fuel System</i>	<i>Cooling System</i>	<i>Engine</i>	<i>Nameplates and Decals</i>	<i>Oil Pressure Switches</i>	<i>Skid and Plant Mounting</i>	<i>Water Temperature Switches</i>	<i>Recommended Spare Parts</i>	<i>Generator and Mounting</i>	<i>Controller and Mounting</i>	<i>Literature</i>	<i>Housing</i>		
	101	103	104	105	107	108	109	110	119	201	301	701	501	
SPEC NO.	VARIATION NUMBER													
<b>40ROZJ</b>														
189219	7	‡	†	14	186-6	5	8	6	2	44	†	7	‡	
189220	7	‡	†	14	186-6	5	8	6	2	45	†	7	‡	
189221	7	‡	†	14	186-16	5	8	6	2	51	†	7	‡	
189222	7	‡	8	26	186-6	5	8	6	13	44	186-6	7	‡	
189223	7	‡	8	26	186-6	5	8	6	13	51	186-8	7	‡	
189224	7	‡	8	26	186-6	5	8	6	13	45	186-6	7	‡	
189225	7	‡	†	26	186-6	5	8	6	14	44	†	7	‡	
189226	7	‡	†	26	186-6	5	8	6	14	45	†	7	‡	
189227	7	‡	†	26	186-6	5	8	6	14	51	†	7	‡	
189235	29	‡	36	99	44	E99	46	E99	13	138	186-6	7	‡	
189236	29	‡	36	99	44	E99	46	E99	13	139	186-8	7	‡	
189237	29	‡	36	99	44	E99	46	E99	13	140	186-6	7	‡	
189238	29	‡	36	99	44	E99	46	E99	13	141	186-8	7	‡	
189239	†	‡	†	99	44	E99	†	E99	14	†	†	7	‡	
189240	29	‡	36	99	44	E99	46	E99	13	142	50	25	‡	
<b>40ROZJA</b>														
189228	7	‡	8	26	186-6	5	8	6	13	46	50	25	‡	
189240	29	‡	36	99	44	E99	46	E99	13	142	50	25	‡	
<b>40REOZJ</b>														
189229	33	‡	35	92	44	E92	44	E92	25	127	186-6	37	‡	
189230	33	‡	35	92	44	E92	44	E92	25	128	186-8	37	‡	
189231	33	‡	35	92	44	E92	44	E92	25	129	186-6	37	‡	
189232	33	‡	35	92	44	E92	44	E92	25	130	186-8	37	‡	
189233	†	‡	†	92	44	E92	†	E92	27	†	†	37	‡	
189234	†	‡	†	93	44	E93	†	E93	27	†	†	37	‡	
<b>50ROZJ</b>														
189301	1	‡	1	3	1	1	1	4	*	1	5	7	‡	
189302	1	‡	1	3	14	1	1	4	*	2	34	7	‡	
189303	1	‡	1	3	1	1	1	4	*	3	5	7	‡	
189304	1	1	1	3	1	1	1	1	*	1	†	1	‡	
189305	1	1	1	3	14	1	1	1	*	2	†	1	‡	
189306	1	1	1	3	1	1	1	4	*	3	†	1	‡	
189307	1	‡	†	3	1	1	1	4	*	1	†	7	‡	

\* Recommended spare parts not assigned a variation in this spec. Use Table 1 in Group 119 instead of standard parts list.  
† Desired air intake, cooling, skid, and generator kit chosen from price list. Determine kit number from generator set nameplate and see Group parts sections for parts list.  
‡ Group not used on generator set spec.

# Specification Number Index

GROUP TITLE & NUMBER	<div style="display: flex; justify-content: space-between; padding: 0 10px;"> <span style="writing-mode: vertical-rl; transform: rotate(180deg);">Air Intake</span> <span style="writing-mode: vertical-rl; transform: rotate(180deg);">Fuel System</span> <span style="writing-mode: vertical-rl; transform: rotate(180deg);">Cooling System</span> <span style="writing-mode: vertical-rl; transform: rotate(180deg);">Engine</span> <span style="writing-mode: vertical-rl; transform: rotate(180deg);">Nameplates and Decals</span> <span style="writing-mode: vertical-rl; transform: rotate(180deg);">Oil Pressure Switches</span> <span style="writing-mode: vertical-rl; transform: rotate(180deg);">Skid and Plant Mounting</span> <span style="writing-mode: vertical-rl; transform: rotate(180deg);">Water Temperature Switches</span> <span style="writing-mode: vertical-rl; transform: rotate(180deg);">Recommended Spare Parts</span> <span style="writing-mode: vertical-rl; transform: rotate(180deg);">Generator and Mounting</span> <span style="writing-mode: vertical-rl; transform: rotate(180deg);">Controller and Mounting</span> <span style="writing-mode: vertical-rl; transform: rotate(180deg);">Literature</span> <span style="writing-mode: vertical-rl; transform: rotate(180deg);">Housing</span> </div>													
GROUP NO.	101	103	104	105	107	108	109	110	119	201	301	701	501	
SPEC NO.	VARIATION NUMBER													
<b>50ROZJ</b>														
189308	1	‡	†	3	1	1	1	4	*	3	†	7	‡	
189309	1	‡	†	3	14	1	1	4	*	2	†	7	‡	
189310	8	‡	8	15	186-8	5	8	6	3	45	186-14	7	‡	
189311	8	‡	8	15	186-18	5	8	6	3	52	186-8	7	‡	
189312	8	‡	8	15	186-8	5	8	6	3	46	186-14	7	‡	
189313	8	‡	†	15	186-8	5	8	6	4	45	†	7	‡	
189314	8	‡	†	15	186-8	5	8	6	4	46	†	7	‡	
189315	8	‡	†	15	186-18	5	8	6	4	52	†	7	‡	
189316	8	‡	8	28	186-8	5	8	6	15	45	186-14	7	‡	
189317	8	‡	8	28	186-8	5	8	6	15	52	186-8	7	‡	
189318	8	‡	8	28	186-8	5	8	6	15	46	186-14	7	‡	
189319	8	‡	†	28	186-8	5	8	6	16	45	†	7	‡	
189320	8	‡	†	28	186-8	5	8	6	16	46	†	7	‡	
189321	8	‡	†	28	186-8	5	8	6	16	52	†	7	‡	
189333	30	‡	37	100	44	E100	46	E100	15	140	186-14	7	‡	
189334	30	‡	37	100	44	E100	46	E100	15	141	186-8	7	‡	
189335	†	‡	†	100	44	E100	†	E100	16	†	†	7	‡	
<b>50REOZJ</b>														
189325	30	‡	42	94	44	E94	44	E94	26	129	83	37	‡	
189326	30	‡	42	94	44	E94	44	E94	26	130	186-8	37	‡	
189327	†	‡	†	94	44	E94	†	E94	28	†	†	37	‡	
189328	†	‡	†	95	44	E95	†	E95	28	†	†	37	‡	
<b>60ROZJ</b>														
189401	1	1	1	3	2	1	1	4	*	3	5	7	‡	
189402	1	‡	1	3	15	1	1	4	*	35	4	7	‡	
189403	1	1	1	3	2	1	1	4	*	3	†	7	‡	
189404	1	1	1	3	15	1	1	1	*	4	†	7	‡	
189405	1	‡	†	3	2	1	1	4	*	3	†	7	‡	
189406	1	‡	†	3	15	1	1	4	*	4	†	7	‡	
189407	8	‡	8	15	186-10	5	8	6	3	46	186-14	7	‡	
189408	8	‡	8	15	186-20	5	8	6	3	53	186-12	7	‡	

\* Recommended spare parts not assigned a variation in this spec. Use Table 1 in Group 119 instead of standard parts list.

† Desired air intake, cooling, skid, and generator kit chosen from price list. Determine kit number from generator set nameplate and see Group parts sections for parts list.

‡ Group not used on generator set spec.

# Specification Number Index

GROUP TITLE & NUMBER	Air Intake	Fuel System	Cooling System	Engine	Nameplates and Decals	Oil Pressure Switches	Skid and Plant Mounting	Water Temperature Switches	Recommended Spare Parts	Generator and Mounting	Controller and Mounting	Literature	Housing
GROUP NO.	101	103	104	105	107	108	109	110	119	201	301	701	501
SPEC NO.	VARIATION NUMBER												
<b>60ROZJ</b>													
189409	8	‡	†	15	186-10	5	8	6	4	46	†	7	‡
189410	8	‡	†	15	186-20	5	8	6	4	53	†	7	‡
189411	1	‡	10	19	34	1	11	4	‡	58	40	7	1
189412	8	‡	8	28	186-10	5	8	6	15	46	186-14	7	‡
189413	8	‡	8	28	186-10	5	8	6	15	53	186-12	7	‡
189414	8	‡	†	28	186-10	5	8	6	16	46	†	7	‡
189415	8	‡	†	28	186-10	5	8	6	16	53	†	7	‡
189416	1	‡	10	29	34	1	11	4	‡	58	40	7	3
189417	8	‡	8	34	186-10	5	16	6	3	47	186-14	7	‡
189418	8	‡	†	34	186-10	5	16	6	4	47	†	7	‡
189419	8	‡	8	35	186-10	5	16	6	3	47	186-14	7	‡
189420	8	‡	†	35	186-10	5	16	6	4	47	†	7	‡
189422	20	‡	23	70	47	10	31	10	15	88	67	7	5
189432	30	‡	37	100	44	E100	46	E100	15	142	186-14	7	‡
189433	30	‡	37	100	44	E100	46	E100	15	143	186-12	7	‡
189434	30	‡	37	101	44	E101	47	E101	15	116	186-14	7	‡
189435	30	‡	37	101	44	E101	47	E101	15	117	186-12	7	‡
189436	†	‡	†	100	44	E100	†	E100	16	†	†	7	‡
189437	†	‡	†	101	44	E101	†	E101	16	†	†	7	‡
<b>60ROZJA</b>													
189421	8	‡	8	35	186-10	5	16	6	3	48	51	25	‡
189438	30	‡	37	101	44	E101	47	E101	15	118	51	25	‡
<b>60REOZJ</b>													
189423	30	‡	34	94	44	E94	44	E94	26	131	186-14	37	‡
189424	30	‡	34	94	44	E94	44	E94	26	132	186-12	37	‡
189425	30	‡	34	96	44	E96	45	E96	26	91	186-14	37	‡
189426	30	‡	34	96	44	E96	45	E96	26	92	186-12	37	‡
189427	†	‡	†	94	44	E94	†	E94	28	†	†	37	‡
189428	†	‡	†	95	44	E95	†	E95	28	†	†	37	‡
189429	†	‡	†	96	44	E96	†	E96	28	†	†	37	‡
189430	†	‡	†	97	44	E97	†	E97	28	†	†	37	‡
189431	30	‡	39	107	44	E107	52	E107	‡	147	80	41	9

\* Recommended spare parts not assigned a variation in this spec. Use Table 1 in Group 119 instead of standard parts list.

† Desired air intake, cooling, skid, and generator kit chosen from price list. Determine kit number from generator set nameplate and see Group parts sections for parts list.

‡ Group not used on generator set spec.

# Specification Number Index

GROUP TITLE & NUMBER	<i>Air Intake</i>	<i>Fuel System</i>	<i>Cooling System</i>	<i>Engine</i>	<i>Nameplates and Decals</i>	<i>Oil Pressure Switches</i>	<i>Skid and Plant Mounting</i>	<i>Water Temperature Switches</i>	<i>Recommended Spare Parts</i>	<i>Generator and Mounting</i>	<i>Controller and Mounting</i>	<i>Literature</i>	<i>Housing</i>	
GROUP NO.	101	103	104	105	107	108	109	110	119	201	301	701	501	
SPEC NO.	VARIATION NUMBER													
80ROZJ														
189501	2	‡	2	4	3	3	2	3	*	5	5	2	‡	
189502	2	‡	2	4	16	3	2	3	*	15	14	2	‡	
189503	2	‡	2	4	3	3	2	3	*	6	5	2	‡	
189504	2	4	2	4	3	3	2	3	*	5	‡	2	‡	
189505	2	4	2	4	16	3	2	3	*	15	‡	2	‡	
189506	2	4	2	4	3	2	3	3	*	6	‡	2	‡	
189507	2	‡	‡	4	3	3	2	3	*	5	‡	2	‡	
189508	2	‡	‡	4	3	3	2	3	*	6	‡	2	‡	
189509	2	‡	‡	4	16	3	2	3	*	15	‡	2	‡	
189510	2	‡	2	4	23	3	2	3	*	27	22	2	‡	
189511	2	‡	‡	4	23	3	2	3	*	27	‡	2	‡	
189512	2	‡	2	4	23	3	2	3	*	28	22	2	‡	
189513	2	‡	‡	4	23	3	2	3	*	28	‡	2	‡	
189514	2	‡	2	4	28	3	2	3	*	29	36	2	‡	
189515	2	‡	‡	4	28	3	2	3	*	29	‡	2	‡	
189517	2	‡	2	4	23	3	2	3	*	35	22	15	‡	
189518	2	‡	‡	4	23	3	2	3	*	35	‡	15	‡	
189519	2	‡	2	4	23	3	2	3	*	36	22	15	‡	
189520	2	‡	‡	4	23	3	2	3	*	36	‡	15	‡	
189521	2	‡	2	4	28	3	2	3	*	37	36	15	‡	
189522	2	‡	‡	4	28	3	2	3	*	37	‡	15	‡	
189523	9	‡	9	16	186-25	6	9	7	5	47	186-14	15	‡	
189524	9	‡	9	16	186-26	6	9	7	5	54	186-16	15	‡	
189525	9	‡	9	16	186-25	6	9	7	5	48	186-14	15	‡	
189526	9	‡	‡	16	186-25	6	9	7	6	47	‡	15	‡	
189527	9	‡	‡	16	186-25	6	9	7	6	48	‡	15	‡	
189528	9	‡	‡	16	186-26	6	9	7	6	54	‡	15	‡	
189529	2	‡	11	20	35	3	12	3	‡	59	41	2	2	
189530	9	‡	9	30	186-25	6	9	7	17	47	186-14	15	‡	
189531	9	‡	9	30	186-25	6	9	7	17	54	186-16	15	‡	
189532	9	‡	9	30	186-25	6	9	7	17	48	186-18	15	‡	

\* Recommended spare parts not assigned a variation in this spec. Use Table 1 in Group 119 instead of standard parts list.

‡ Desired air intake, cooling, skid, and generator kit chosen from price list. Determine kit number from generator set nameplate and see Group parts sections for parts list.

‡ Group not used on generator set spec.

# Specification Number Index

GROUP TITLE & NUMBER	Air Intake	Fuel System	Cooling System	Engine	Nameplates and Decals	Oil Pressure Switches	Skid and Plant Mounting	Water Temperature Switches	Recommended Spare Parts	Generator and Mounting	Controller and Mounting	Literature	Housing	
GROUP NO.	101	103	104	105	107	108	109	110	119	201	301	701	501	
SPEC NO.	VARIATION NUMBER													
<b>80ROZJ</b>														
189533	9	‡	†	30	186-25	6	9	7	16	47	†	15	‡	
189534	9	‡	†	30	186-25	6	9	7	16	48	†	15	‡	
189535	9	‡	†	30	186-25	6	9	7	16	54	†	15	‡	
189536	2	‡	11	31	35	3	12	3	‡	59	41	15	2	
189538	24	‡	24	71	48	11	30	12	17	89	68	15	6	
189546	27	‡	32	89	44	E89	42	E89	17	116	186-14	15	‡	
189547	27	‡	32	89	44	E89	42	E89	17	117	186-16	15	‡	
189548	27	‡	32	89	44	E89	42	E89	17	118	186-18	15	‡	
189549	27	‡	32	89	44	E89	42	E89	17	119	186-16	15	‡	
189550	†	‡	†	89	44	E89	†	E89	16	†	†	15	‡	
<b>80ROZJA</b>														
189537	9	‡	9	30	186-25	6	9	7	17	48	52	26	‡	
189551	27	‡	32	89	44	E89	42	E89	17	118	52	26	‡	
<b>80REOZJ</b>														
189539	21	‡	25	73	44	E73	32	E73	‡	91	186-14	34	‡	
189540	21	‡	25	73	44	E73	32	E73	‡	92	186-16	34	‡	
189541	21	‡	25	73	44	E73	32	E73	‡	93	186-18	34	‡	
189542	21	‡	25	73	44	E73	32	E73	‡	94	186-16	34	‡	
189543	†	‡	†	73	44	E73	†	E73	‡	†	†	34	‡	
189544	†	‡	†	74	44	E74	†	E74	‡	†	†	34	‡	
189552	21	‡	38	104	44	E104	48	E104	17	144	78	34	7	
<b>100ROZJ</b>														
189601	2	‡	2	5	4	3	2	3	*	6	6	2	‡	
189602	2	‡	2	5	17	3	2	3	*	16	14	2	‡	
189603	2	‡	2	5	4	3	2	3	*	20	6	2	‡	
189604	2	4	2	5	4	3	2	3	*	6	†	9	‡	
189605	2	4	2	5	17	3	2	3	*	16	†	9	‡	
189606	2	4	2	5	4	3	2	3	*	20	†	9	‡	
189607	2	‡	†	5	4	3	2	3	*	6	†	2	‡	
189608	2	‡	†	5	4	3	2	3	*	20	†	2	‡	
189609	2	‡	†	5	17	3	2	3	*	16	†	2	‡	
189610	2	‡	2	5	24	3	2	3	*	28	24	2	‡	
189611	2	‡	†	5	24	3	2	3	*	28	†	2	‡	
189612	2	‡	2	5	29	3	2	3	*	30	36	2	‡	
189613	2	‡	†	5	29	3	2	3	*	30	†	2	‡	

\* Recommended spare parts not assigned a variation in this spec. Use Table 1 in Group 119 instead of standard parts list.  
† Desired air intake, cooling, skid, and generator kit chosen from price list. Determine kit number from generator set nameplate and see Group parts sections for parts list.  
‡ Group not used on generator set spec.

# Specification Number Index

GROUP TITLE & NUMBER	Air Intake	Fuel System	Cooling System	Engine	Nameplates and Decals	Oil Pressure Switches	Skid and Plant Mounting	Water Temperature Switches	Recommended Spare Parts	Generator and Mounting	Controller and Mounting	Literature	Housing	
GROUP NO.	101	103	104	105	107	108	109	110	119	201	301	701	501	
SPEC NO.	VARIATION NUMBER													
<b>100ROZJ</b>														
189614	2	‡	2	5	24	3	2	3	*	31	24	2	‡	
189615	2	‡	†	5	24	3	2	3	*	31	†	2	‡	
189616	2	‡	2	5	24	3	2	3	*	36	24	15	‡	
189617	2	‡	†	5	24	3	2	3	*	36	†	15	‡	
189618	2	‡	2	5	29	3	2	3	*	38	36	15	‡	
189619	2	‡	†	5	29	3	2	3	*	38	†	15	‡	
189620	2	‡	2	5	24	3	2	3	*	39	24	15	‡	
189621	2	‡	†	5	24	3	2	3	*	39	†	15	‡	
189622	9	‡	9	17	186-27	6	9	7	5	48	186-18	15	‡	
189623	9	‡	9	17	186-28	6	9	7	5	55	186-16	15	‡	
189624	9	‡	9	17	186-27	6	10	7	5	56	186-18	15	‡	
189625	9	‡	†	17	186-27	6	9	7	6	48	†	15	‡	
189626	9	‡	†	17	186-27	6	10	7	6	56	†	15	‡	
189627	9	‡	†	17	186-28	6	9	7	6	55	†	15	‡	
189628	2	‡	11	21	35	3	12	3	‡	60	42	2	2	
189629	9	‡	9	32	186-27	6	9	7	17	48	186-18	15	‡	
189630	9	‡	9	32	186-27	6	9	7	17	55	186-16	15	‡	
189631	9	‡	9	32	186-27	6	10	7	17	56	186-20	15	‡	
189632	9	‡	†	32	186-27	6	9	7	16	48	†	15	‡	
189633	9	‡	†	32	186-27	6	10	7	16	56	†	15	‡	
189634	9	‡	†	32	186-27	6	9	7	16	55	†	15	‡	
189635	2	‡	11	33	35	3	12	3	‡	60	42	15	2	
189640	24	‡	24	72	48	11	30	12	17	90	69	15	6	
189648	27	‡	32	90	44	E90	42	E90	17	118	186-18	15	‡	
189649	27	‡	32	90	44	E90	42	E90	17	119	186-16	15	‡	
189650	27	‡	32	90	44	E90	43	E90	17	120	186-20	15	‡	
189651	27	‡	32	90	44	E90	43	E90	17	121	16	15	‡	
189652	†	‡	†	90	44	E90	†	E90	16	†	†	15	‡	
<b>100ROZJA</b>														
189636	9	‡	9	32	186-27	6	10	7	17	56	53	26	‡	

\* Recommended spare parts not assigned a variation in this spec. Use Table 1 in Group 119 instead of standard parts list.

† Desired air intake, cooling, skid, and generator kit chosen from price list. Determine kit number from generator set nameplate and see Group parts sections for parts list.

‡ Group not used on generator set spec.

# Specification Number Index

GROUP TITLE & NUMBER	Air Intake	Fuel System	Cooling System	Engine	Nameplates and Decals	Oil Pressure Switches	Skid and Plant Mounting	Water Temperature Switches	Recommended Spare Parts	Generator and Mounting	Controller and Mounting	Literature	Housing
GROUP NO.	101	103	104	105	107	108	109	110	119	201	301	701	501
SPEC NO.	VARIATION NUMBER												
<b>100REOZJ</b>													
189641	21	‡	25	75	44	E75	32	E75	‡	93	186-18	34	‡
189642	21	‡	25	75	44	E75	32	E75	‡	94	186-16	34	‡
189643	21	‡	25	75	44	E75	33	E75	‡	100	186-20	34	‡
189644	21	‡	25	75	44	E75	33	E75	‡	101	186-16	34	‡
189645	†	‡	†	75	44	E75	†	E75	‡	†	†	34	‡
189646	†	‡	†	76	44	E76	†	E76	‡	†	†	34	‡
189657	21	‡	38	105	44	E105	48	E105	8	145	79	34	7
<b>125ROZJ</b>													
189701	3	‡	3	6	5	2	3	2	‡	8	7	3	‡
189702	3	‡	3	6	18	2	3	2	‡	18	14	3	‡
189703	3	‡	3	6	5	2	3	2	‡	8	†	3	‡
189704	3	‡	3	6	18	2	3	2	‡	18	†	3	‡
189705	3	‡	3	6	5	2	3	2	*	8	20	3	‡
189706	3	‡	†	6	5	2	3	2	*	8	†	3	‡
189707	3	‡	†	6	18	2	3	2	*	18	†	3	‡
189708	3	‡	3	6	25	2	3	2	*	32	29	3	‡
189709	3	‡	†	6	25	2	3	2	*	32	†	3	‡
189710	3	‡	3	6	30	2	3	2	*	33	36	3	‡
189711	3	‡	†	6	30	2	3	2	*	33	†	3	‡
189712	3	‡	3	6	25	2	3	2	*	40	29	3	‡
189713	3	‡	†	6	25	2	3	2	*	40	†	3	‡
189714	3	‡	3	6	30	2	3	2	*	41	36	3	‡
189715	3	‡	†	6	30	2	3	2	*	41	†	3	‡
189716	10	‡	12	22	186-31	7	13	8	7	61	20	10	‡
189717	10	‡	12	22	186-32	7	13	8	7	63	16	10	‡
189718	10	‡	†	22	186-31	7	13	8	8	61	†	10	‡
189719	10	‡	†	22	186-32	7	13	8	8	63	†	10	‡
<b>125ROZJA</b>													
189720	10	‡	13	44	45	7	14	8	7	62	55	27	‡

\* Recommended spare parts not assigned a variation in this spec. Use Table 1 in Group 119 instead of standard parts list.

† Desired air intake, cooling, skid, and generator kit chosen from price list. Determine kit number from generator set nameplate and see Group parts sections for parts list.

‡ Group not used on generator set spec.

# Specification Number Index

GROUP TITLE & NUMBER		<i>Air Intake</i>	<i>Fuel System</i>	<i>Cooling System</i>	<i>Engine</i>	<i>Nameplates and Decals</i>	<i>Oil Pressure Switches</i>	<i>Skid and Plant Mounting</i>	<i>Water Temperature Switches</i>	<i>Recommended Spare Parts</i>	<i>Generator and Mounting</i>	<i>Controller and Mounting</i>	<i>Literature</i>	<i>Housing</i>
GROUP NO.	101	103	104	105	107	108	109	110	119	201	301	701	501	
SPEC NO.	VARIATION NUMBER													
<b>150ROZJ</b>														
189801	3	‡	3	7	6	2	3	2	‡	8	8	10	‡	
189802	3	‡	3	7	19	2	3	2	‡	18	17	10	‡	
189803	3	‡	5	7	21	2	4	2	‡	21	19	10	‡	
189804	3	‡	3	7	6	2	3	2	‡	8	†	10	‡	
189805	3	‡	3	7	19	2	3	2	‡	18	†	10	‡	
189806	3	‡	5	7	21	2	4	2	‡	21	†	10	‡	
189807	3	‡	3	7	6	2	3	2	*	8	21	10	‡	
189808	3	‡	†	7	6	2	3	2	*	8	†	10	‡	
189809	3	‡	†	9	21	2	4	2	*	21	†	10	‡	
189810	3	‡	†	7	19	2	3	2	*	18	†	10	‡	
189811	3	‡	5	9	21	2	4	2	*	23	19	10	‡	
189814	3	‡	†	7	26	2	3	2	*	32	†	10	‡	
189815	3	‡	3	7	31	2	3	2	*	33	37	10	‡	
189816	3	‡	†	7	32	2	3	2	*	33	†	10	‡	
189817	3	‡	3	7	26	2	3	2	*	40	28	10	‡	
189818	3	‡	†	7	26	2	3	2	*	40	†	10	‡	
189819	3	‡	3	7	31	2	3	2	*	41	37	10	‡	
189820	3	‡	†	7	31	2	3	2	*	41	†	10	‡	
189821	10	‡	12	23	36	7	13	8	7	61	43	10	‡	
189822	10	‡	12	23	37	7	13	8	7	63	44	10	‡	
189823	10	‡	13	25	38	7	14	8	9	62	43	10	‡	
189824	10	‡	†	23	36	7	13	8	8	61	†	10	‡	
189825	10	‡	†	25	38	7	14	8	10	62	†	10	‡	
189826	10	‡	†	23	37	7	13	8	8	63	†	10	‡	
<b>150ROZJA</b>														
189827	10	‡	13	25	38	7	14	8	9	65	56	27	‡	

\* Recommended spare parts not assigned a variation in this spec. Use Table 1 in Group 119 instead of standard parts list.

† Desired air intake, cooling, skid, and generator kit chosen from price list. Determine kit number from generator set nameplate and see Group parts sections for parts list.

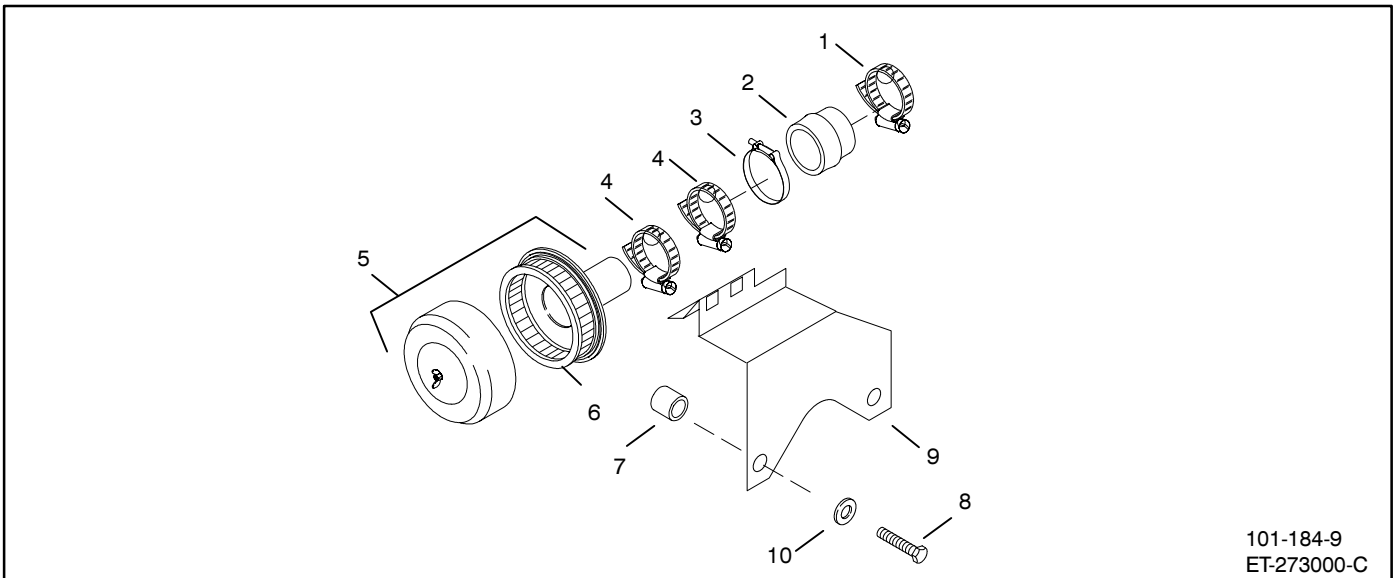
‡ Group not used on generator set spec.

# Specification Number Index

GROUP TITLE & NUMBER	Air Intake	Fuel System	Cooling System	Engine	Nameplates and Decals	Oil Pressure Switches	Skid and Plant Mounting	Water Temperature Switches	Recommended Spare Parts	Generator and Mounting	Controller and Mounting	Literature	Housing	
GROUP NO.	101	103	104	105	107	108	109	110	119	201	301	701	501	
SPEC NO.	VARIATION NUMBER													
<b>180ROZJ</b>														
189901	3	‡	5	8	7	2	4	2	‡	9	9	4	‡	
189902	3	‡	5	8	20	2	4	2	‡	19	18	4	‡	
189903	3	‡	5	8	7	2	4	2	‡	22	9	4	‡	
189904	3	‡	5	8	7	2	4	2	‡	9	‡	4	‡	
189905	3	‡	5	8	20	2	4	2	‡	19	‡	4	‡	
189906	3	‡	5	8	7	2	4	2	‡	22	‡	4	‡	
189911	3	‡	6	8	7	2	4	2	‡	9	9	4	‡	
189912	3	‡	6	8	20	2	4	2	‡	19	18	4	‡	
189913	3	‡	6	8	7	2	4	2	‡	22	9	4	‡	
189914	3	‡	6	8	7	2	4	2	‡	9	‡	4	‡	
189915	3	‡	6	8	20	2	4	2	‡	2	19	4	‡	
189916	3	‡	6	8	7	2	4	2	‡	22	‡	4	‡	
189917	3	‡	‡	8	7	2	4	2	‡	9	‡	4	‡	
189918	3	‡	‡	8	7	2	4	2	‡	22	‡	4	‡	
189919	3	‡	‡	8	20	2	4	2	‡	19	‡	4	‡	
189920	3	‡	6	8	7	2	4	2	*	24	9	4	‡	
189921	3	‡	6	8	20	2	4	2	*	25	18	4	‡	
189922	3	‡	6	8	7	2	4	2	*	26	9	4	‡	
189923	3	‡	‡	8	7	2	4	2	*	24	‡	4	‡	
189924	3	‡	‡	8	7	2	4	2	*	26	‡	4	‡	
189925	3	‡	‡	8	7	2	4	2	*	26	‡	4	‡	
189926	3	‡	6	11	27	2	4	2	*	24	9	4	‡	
189927	3	‡	6	11	32	2	4	2	*	25	38	4	‡	
189928	3	‡	6	11	27	2	4	2	*	26	9	4	‡	
189929	3	‡	‡	11	27	2	4	2	*	24	‡	4	‡	
189930	3	‡	‡	11	32	2	4	2	*	25	‡	4	‡	
189931	3	‡	‡	11	27	2	4	2	*	26	‡	4	‡	
189932	10	‡	14	24	39	7	14	8	11	62	45	10	‡	
189933	10	‡	14	24	40	7	14	8	11	64	46	10	‡	
189934	10	‡	14	24	39	7	14	8	11	65	45	10	‡	
189935	10	‡	‡	24	39	7	14	8	12	62	‡	10	‡	
189936	10	‡	‡	24	39	7	14	8	12	65	‡	10	‡	
189937	10	‡	‡	24	40	7	14	8	12	64	‡	10	‡	
<b>180ROZJA</b>														
189938	10	‡	14	24	39	7	14	8	11	70	56	27	‡	

\* Recommended spare parts not assigned a variation in this spec. Use Table 1 in Group 119 instead of standard parts list.  
 ‡ Desired air intake, cooling, skid, and generator kit chosen from price list. Determine kit number from generator set nameplate and see Group parts sections for parts list.  
 † Group not used on generator set spec.

# Group 101: Air Intake



101-184-9  
ET-273000-C

Item	Qty.	Description Variation	Part No.
1	1	Clamp, 3 3/4 hose 2, 9, See chart following page	
	1	Clamp, 3 hose 4, 7, 19	250081
	1	Clamp, 3 3/4 hose 19, 21, 29	X-426-1
	1	Clamp, 3 3/4 hose 20, 24	X-426-1
2	1	Hose, hump 3 id x 5 1/2 2, 9, See chart following page	
	1	Hose, elbow 45 deg. 3	273442
	1	Hose, reducer 2.5 ID x 2.25 ID 4	255520
	1	Hose, 3 id x 2.25 in. 1, 8, 20, 24, 27, 29, 30	X-507-1
	1	Hose, step 7, 19, 29	328006
	1	Hose 10	X-6350-1
	1	Hose, reducer 4 ID x 3 ID 21	352335
	1	Hose, 3 x 2.25 30	X-507-1
	1	Hose, reducer 3 ID x 2.5 ID 33	352910
3	1	Clamp, hose 2, 9, See chart following page	
	2	Clamp, hose (band) 3, 10, 21	274545
	1	Clamp, 3 3/4 hose 4, 7, 24	X-426-1
	1	Clamp, hose (band) 21	274545
	1	Clamp, hose 3" 29	250081
4	2	Clamp, 3 3/4 hose 8, 27, 29, 30, 33	X-426-1
	2	Clamp, 4 1/2 hose 2, 9, See chart following page	
	2	Clamp, 4 1/2 hose 3, 10, 21	X-426-5
	1	Clamp, 4 1/2 hose 21	X-426-5

Item	Qty.	Description Variation	Part No.
5	1	Cleaner assembly, air 1, 8, 20, 24, 27, 29, 30 2, 9, See chart following page 3, 10, 21 4 7, 19, 29, 33	A-273699 A-273700 258883 A-253104
6	1	Element 1, 7, 8, 20, 24, 27, 29, 30, 33 2, 9, See chart following page 3, 10, 21 4	253107 253108 254471
7	2	Spacer, 11/32 x 3/4 x 13/16 2, 9, See chart following page	
	2	Spacer, 13/32 x 5/8 x 2 17/32 3, 10	X-400-132
8	2	Screw, 1/4-20 x 2 1/4, gr. 5 2, 9, See chart following page	
	2	Screw, 1/4-20 x 2 1/2, gr. 5 3, 10	X-6238-12
	2	Screw, hex M10-150 x .8 21	X-6051-2
9	1	Bracket, air cleaner 2, 9, See chart following page	
	1	Bracket, air cleaner 3, 10	273440
	1	Bracket, air cleaner 9, 21	352336
10	2	Washer, 3/8 split lock 3, 10	X-22-1
	2	Washer, 3/8 21	*

# Group 101: Air Intake

## Modular Spec Cross-Reference Table

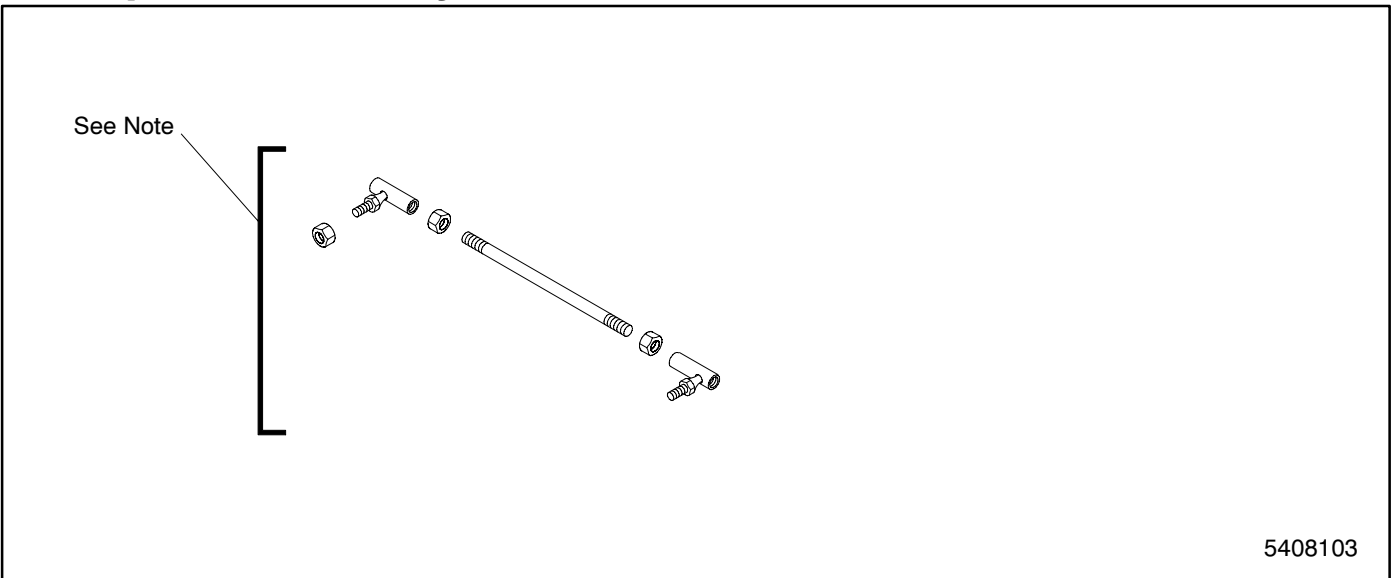
Some modular generator specs listed in the specification number index require an air intake kit. Refer to the generator set nameplate to identify the air intake kit number installed on your generator set. Use the following table to identify the equivalent variation number. The kit's parts list matches the parts list for the equivalent variation number.

Air Intake Kit	Equivalent Variation Number
352361	21
352490	27
352566	33
352568	30

## Serial Number-Contingent Air Intake Parts

Description	Part Number	
	Before Serial Number 363369	Serial Numbers 363369 and after
Item 1, Clamp	X-426-13	Not used
Item 2, Hose	253481	X-507-1
Item 3, Clamp	254087	X-426-1
Item 4, Clamp	X-426-5	Not used
Air Cleaner Assembly	A-273700	A-273699
Air Filter Element	253108	253107
Item 7, Spacer	X-400-37	Not used
Item 8, Screw	X-6238-13	Not used
Item 9, Bracket	276649	Not used

# Group 103: Fuel System



## NOTE

20-100ROZJ

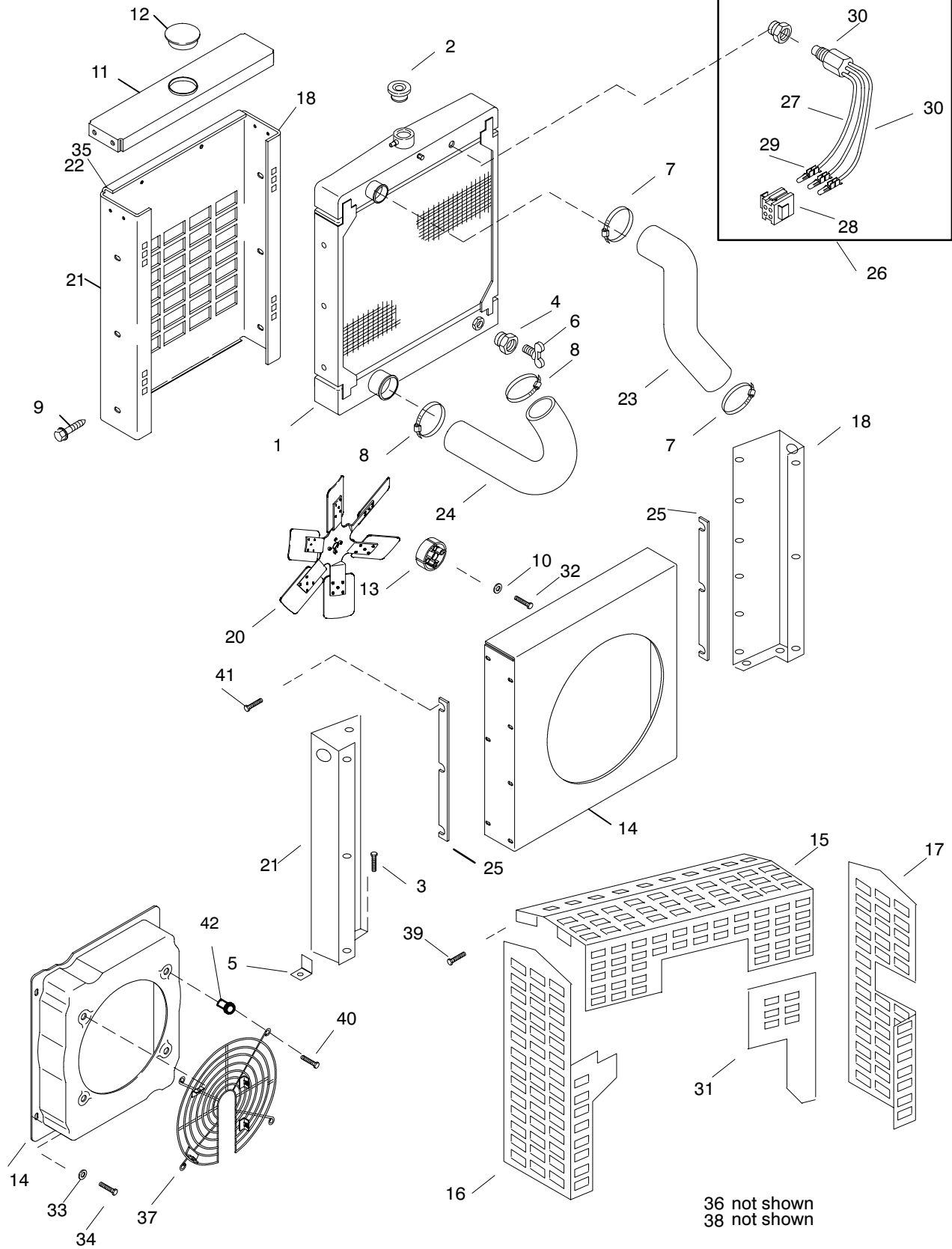
A stop screw and sleeve system replaces governor ball joint linkage style (shown above) and throttle spring linkage style (not shown). Order governor throttle kit 276941 when replacing governor ball joint linkage. See TT-863 for replacement details.

125-180ROZJ

See Group 105 for governor throttle bracket.

This page intentionally left blank.

# Group 104: Cooling System



AB-273000-AN

# Group 104: Cooling System (continued)

Item	Qty.	Description Variation	Part No.
1		Radiator assembly (Includes Item 2)	
	1	1, 4, 8, 10, 23, 36, .....	A-276522
	1	2, 9, 11, 32 .....	A-276526
	1	3, 5, 12, 13 .....	A-273433
	1	6, 14 .....	A-273927
	1	25, 38 .....	A-352191
	1	34, 39 .....	A-352521
	1	35, 41, 42 .....	A-360352
	1	37 .....	A-273412
2	1	Cap, radiator 7 psi (48 kPa), 3.65" 1-5, 8-11, 23, 25, 32-36, 38, 39, 41, 42	224358
	1	Cap, radiator 7 psi (48 kPa), 3.16" 3, 5, 6, 12-14	224357
	1	Cap, radiator 9 psi (62 kPa) 37	347715
3	6	Screw, 5/16-18 x 1, gr. 5 1, 2, 3, 4, 5, 6, 11	X-125-5
	6	Bolt, 3/8-16 25, 32, 34, 35, 38, 39, 41, 42	*
4	1	Bushing, reducer 3/8 F x 1/2 M (early models; see note below) 1, 4, 25, 32	X-202-28
	1	Bushing, reducer 1/4 F x 1/2 M 3, 5, 6	X-202-12
	1	Bushing, reducer 1/4 F x 1/2 M 12, 13, 14	X-202-47
5		Bracket, mounting (early models; see note below)	
	1	1, 4 .....	273658
	1	3 .....	273489
	2	5, 6 .....	273626
6	1	Valve, drain 1/4 NPT all	X-256-3
7	2	Clamp, 2 1/4" hose 1, 4, 8, 10	X-426-4
	2	Clamp, hose 2, 5, 6, 9, 11, 14, 32, 38	250081
	2	Clamp, hose 1 7/8-3 5/32 12, 13, 39	X-426-2
	2	Clamp, hose 25, 34, 35, 38, 39, 41, 42	X-426-6
	1	Clamp, hose 23, 36, 37	X-426-4
	1	Clamp, hose 23, 36, 37	X-426-6
8	2	Clamp, 2 1/2" hose 1, 4, 8, 10	X-426-6
	2	Clamp, hose 2, 5, 6, 9, 11, 14, 25, 32, 38	250081
	2	Clamp, hose 1 7/8-3 5/32 12, 13	X-426-2
	2	Clamp, hose 34, 35, 39, 41, 42	X-426-16
	1	Clamp, hose 1 7/8-3 5/32 23, 36, 37	X-426-4
	1	Clamp, hose 1 7/8-3 5/32 23, 36, 37	X-426-6

Item	Qty.	Description Variation	Part No.
9	30	Screw, 1/4-14 drill 1, 3, 4, 5, 6, 10	X-794-1
	39	Screw, 1/4-14 drill 2	X-794-1
	8	Hardware, 1/4-20 25, 32, 34, 35, 42	*
	8	Hardware, 3/8-16 hdw 39, 41	*
10	4	Washer, 21/64 x 23/32 x 1/8 1, 4, 8, 10, 23, 34-37, 39, 41, 42 .....	X-801-4
	4	Washer 13/32 x 13/16 x 3/64 2, 9, 10, 11, 25, 32, 38 .....	X-801-3
	6	3, 5, 6, 12, 13, 14 .....	X-801-3
11		Cover, radiator	
	1	1, 2, 4, 8 .....	253071
	1	3 .....	273441
	1	5, 6 .....	273507
12	1	Plug, 4" plastic 1, 2, 3, 4, 5, 6, 10, 11	253268
13		Spacer, fan	
	1	1, 4, 10 .....	273407
	1	2, 11 .....	273406
	1	5, 6 .....	273756
	1	8, 23, 34-37, 39, 41, 42 .....	222932
	1	9, 32 .....	222959
	1	12-14 .....	336061
	1	25, 38 .....	352194
14		Shroud, fan	
	1	1, 10 .....	273408
	1	2, 11 .....	273480
	1	3, 5 .....	273438
	1	4 .....	273493
	1	6 .....	273858
	1	8, 23, 34-37, 39, 41, 42 .....	324039
	1	9, 25, 32, 38 .....	324076
	1	12, 13 .....	276400
	1	14 .....	222953
15		Guard, fan (top)	
	1	1, 4, 10 .....	273409
	1	2, 11 .....	273485
	1	3 .....	273453
	1	5 .....	273757
	1	6 .....	273862
	1	8, 23, 36, 37 .....	222955
	1	9, 32 .....	222980
	1	12, 13 .....	336029
	1	14 .....	336089
	1	25, 38 .....	352382
	1	34, 35, 39, 41, 42 .....	352546

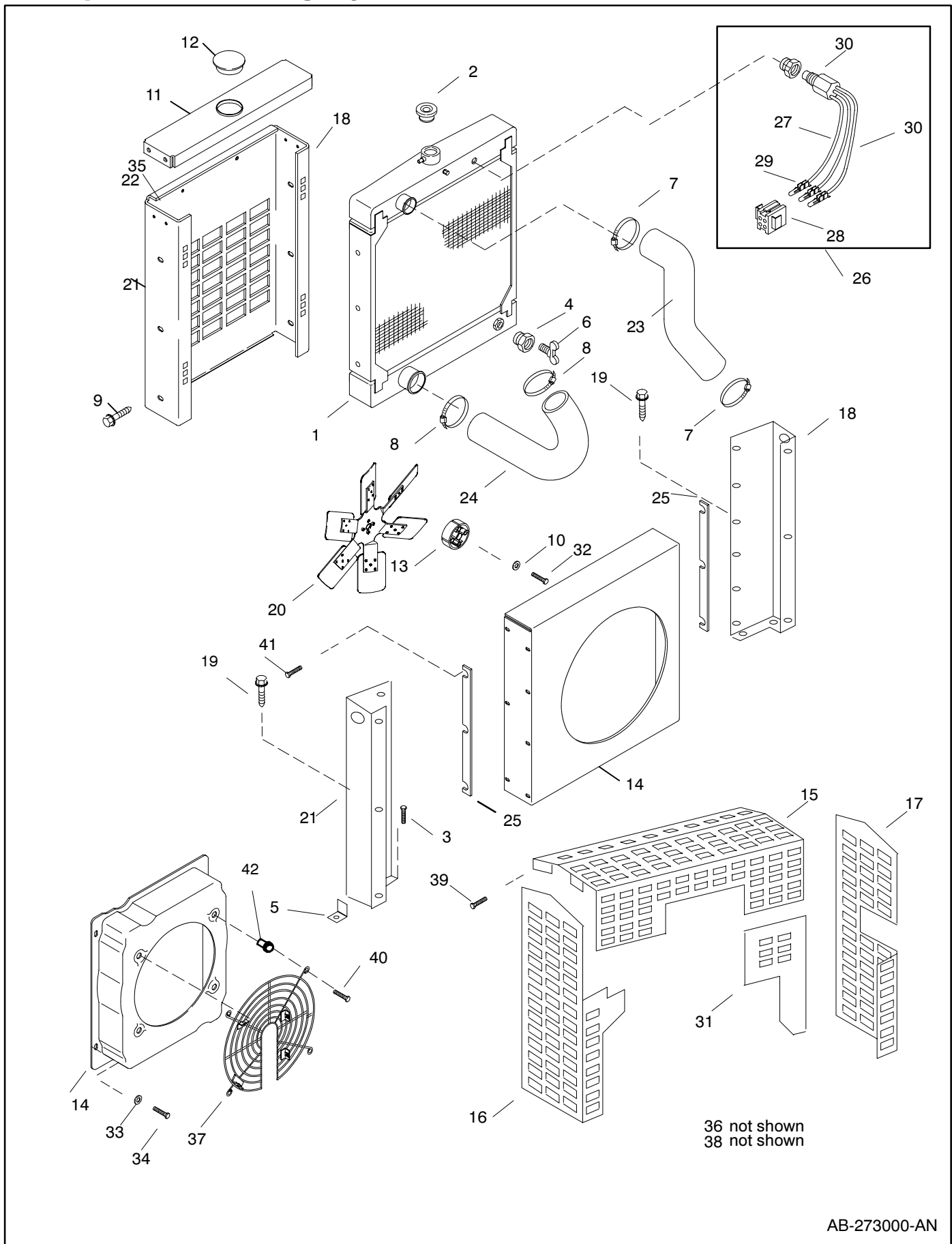
**NOTE**

Schedule below defines early models. If the customer has replaced the original radiator assembly with a newer radiator assembly, unit is no longer an early model.

Early Generator Models	
Model	Early Model Definition
20ROZJ	below specs 189010
30ROZJ	below specs 189110
40ROZJ	below specs 189210
50/60ROZJ	below serial number 257821

\* Common hardware. Procure locally.

# Group 104: Cooling System (continued)



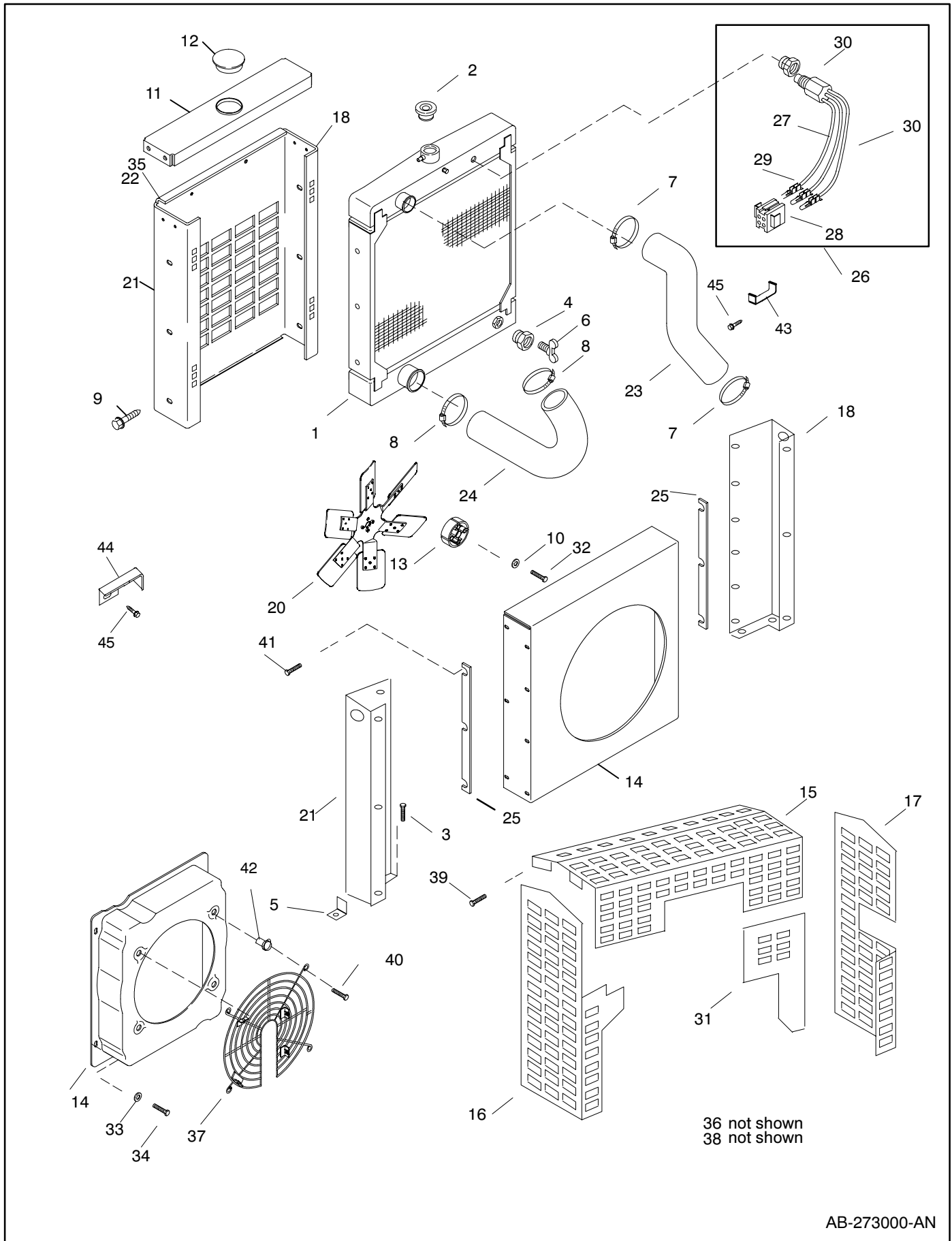
# Group 104: Cooling System (continued)

Item	Qty.	Description Variation	Part No.
16		Guard, fan (left)	
	1	1, 4, 10 .....	273410
	1	2, 11 .....	273486
	1	3 .....	273449
	1	5 .....	273510
	1	6 .....	273863
	1	8, 23, 36, 37 .....	222956
	1	9, 32 .....	222982
	1	12, 13 .....	336028
	1	14 .....	336088
	1	25, 38 .....	352381
	1	34, 35, 39, 41, 42 .....	352545
17		Guard, fan (right)	
	1	1, 4, 10 .....	273411
	1	2, 11 .....	273487
	1	3 .....	273448
	1	5 .....	273511
	1	6 .....	273864
	1	8, 23, 36, 37 .....	222957
	1	9, 32 .....	222981
	1	12, 13 .....	336027
	1	14 .....	336087
	1	25, 38 .....	352380
	1	34, 35, 39, 41, 42 .....	352544
	1	Guard, fan (right, top)	
		25, 38 .....	352379
18		Support, radiator (right)	
	1	1, 4, 10 .....	273414
	1	2, 11 .....	273473
	1	3 .....	273451
	1	5 .....	273518
	1	6 .....	273860
	1	8 .....	222927
	1	9, 32 .....	222947
	1	12 .....	336025
	1	13, 14 .....	336078
	1	25 .....	352331
	1	34, 35, 42 .....	352525
	1	23, 36, 37 .....	222927
	1	38 .....	352517
	1	39, 41 .....	352991
19	8	3/8-16 Hardware 23, 36, 37	*
20		Fan	
	1	1, 10 .....	275551
	1	2, 11 .....	336091
	1	3, 5, 14 .....	273437
	1	4 .....	273492
	1	6 .....	273929
	1	8, 20, 35, 36, 41 .....	324045
	1	9, 25, 32 .....	222978
	1	12, 13 .....	324319
	1	25, 32, 38 .....	222978
	1	34, 37, 39, 42 .....	324046

Item	Qty.	Description Variation	Part No.
21		Support, radiator (left)	
	1	1, 4, 10 .....	273415
	1	2, 11 .....	273474
	1	3 .....	273436
	1	5 .....	273512
	1	6 .....	273859
	1	8, 23 .....	222928
	1	9, 32 .....	222948
	1	12 .....	336026
	1	13, 14 .....	336079
	1	25 .....	352332
	1	34, 35, 42 .....	352526
	1	36, 37 .....	222928
	1	38 .....	352518
	1	39, 41 .....	352992
22		Shroud, radiator	
	1	1, 4 .....	273416
	1	2, 11 .....	273475
	1	3 .....	273439
	1	5 .....	273508
	1	6 .....	273861
	1	10 .....	222800
23		Hose, upper radiator	
	1	1, 4, 8, 10, 23, 36, 37 .....	273417
	1	2, 9, 11, 32 .....	273462
	1	3, 5, 6, 12, 13 .....	273444
	1	14 .....	336101
	1	22, 25 .....	352102
	1	34, 35, 39, 41, 42 .....	352522
	1	38 .....	352192
24		Hose, lower radiator	
	1	1, 4, 8, 10, 23, 36, 37 .....	273418
	1	2, 9, 11, 32 .....	273463
	1	3 .....	273443
	1	5, 12, 13 .....	273777
	1	6, 14 .....	273930
	1	25, 38 .....	352193
	1	34, 35, 39, 41, 42 .....	352523
25		Spacer, radiator support	
	2	1, 4, 10, 27, 28 .....	273911
	4	8, 23, 34-37, 39, 41, 42 .....	273911
	2	9, 25, 32, 38 .....	324229

\* Common hardware. Procure locally.

# Group 104: Cooling System (continued)



# Group 104: Cooling System (continued)

Item	Qty.	Description Variation	Part No.
26	1	Coolant Level Sensor (includes Items 28-30) all	See chart below
27	1	Conduit, plastic (not shown)	See chart below
28	1	Connector, pin housing	See chart below
29	3	Pin	See chart below
30	1	Sensor, low coolant	See chart below
31		Plate, cover	
	1	2	276693
	1	9, 32	336215
	1	34, 35, 39, 41, 42	352995
32	4	Screw, 5/16-18 x 3, gr. 5 1, 4, 8, 10	X-125-28
	4	Screw, 3/8-16 x 3, gr. 5 2, 11	X-6238-9
	6	Screw, 3/8-16 x 1 3/4, gr. 5 3	X-6238-1
	6	Screw, 3/8-16 x 3 1/2, gr. 5 5, 6	X-6238-12
	4	Screw, 3/8-16 x 2 1/4 9, 32	X-6238-17
	6	Screw, 3/8-16 x 3, gr. 5 12-14	X-6238-9
	4	Screw, M10-1 1/2 x 2 3/4 25, 38	X-6051-24
	4	Screw, hex head cap M8-1 1/4 x 2 3/16 34, 35, 39, 41, 42	X-6050-9
	4	Screw 5/16-18 x 2 3/4 23, 36, 37	X-125-27
33	4	Washer, plain 8, 9, 12, 14, 25, 32, 34-37, 39, 41, 42	X-25-73 X-25-75
34	4	Screw, 1/4-20 x 5/8, gr. 5 8, 9, 25, 32, 34-37, 39, 41, 42	X-465-2
	8	Screw, 1/4-20 x 5/8, gr. 5 14	X-465-2
	4	Screw, 5/16-18 x 3/4, gr. 5 12, 13	X-125-3
35		Guard, radiator	
	1	8, 36, 37	222929
	1	9, 32	222945
	1	12	336031
	1	13	336080
	1	14	336086
	1	25	352330
	1	34, 35, 42	352551
36		Guard, belt, bottom (not shown)	
	1	8, 23, 36, 37	336072
	1	9, 32	336063
	1	12, 13	336064
	1	14	336090
	1	25, 38	352383
	1	34, 35, 39, 41, 42	352547
	6	Screw #10-24 x 1/2 25	X-6216-1

Item	Qty.	Description Variation	Part No.
37		Guard, wire fan	
	1	8, 23, 36, 37	222958
	1	9, 32	222979
	1	12, 13	336030
	1	14	222954
	1	25, 38	352378
	1	34, 35, 39, 41, 42	352550
38		Bracket, belt guard	
	1	8, 23, 36, 37	222983
	1	9, 32	336023
	1	12-14	324227
	1	25, 38	352384
39		Screw, hex. head	
	7	8, 36, 37	X-6216-1
	11	32	X-6216-1
	13	9, 34, 35, 39, 41, 42	X-6216-1
	14	12-14	X-6216-1
	12	25, 38	X-6216-1
40	4	Screw, 5/16-18 x 0.62, gr. 5 8, 23, 34-37, 39, 41, 42	X-125-23
		Screw, 5/16-18 x 0.88, gr. 5	
	4	9, 12, 13, 25, 32, 38	X-125-31
	6	14	X-125-31
	4	Washer, 5/16 36, 37	*
41		Screw, 5/16-18 x 3/4, gr. 5	
	6	1, 4, 8, 23, 34-37, 39, 41, 42	X-125-3
	14	3, 5, 6	X-125-3
	2	Screw, 3/8-16 X .75 2, 9, 11, 25, 38	X-6238-10
42	4	Insert, threaded, 5/16-18 23, 32, 34-39, 41, 42	X-6365-1
43	1	Bracket, mounting RH 34, 35, 39, 41, 42	352548
44	1	Bracket, mounting bottom 34, 35, 39, 41, 42	352549
45	4	Hardware, 5/16-18 34, 35, 39, 41, 42	*

### Serial Number-Contingent Cooling System Parts

Part Description	Part Number	
	Before Serial Number 363369	Serial Numbers 363369 and after
Coolant Level Sensor	273404 (Includes items 27-30)	254832
Bushing Reducer, 3/8 x 1/2 NPT	Not Used	X-202-28
Conduit ,plastic	X-6003-8	X-6003-8
Connector, pin housing	239411	Not Used
Pin	239516	Not Used
Terminal 1/4 (female)	Not Used	X-431-25
Terminal 1/4 (male)	Not Used	X-431-29
Sensor, low coolant	273520	347270

\* Common hardware. Procure locally.

# Group 104: Cooling System (continued)

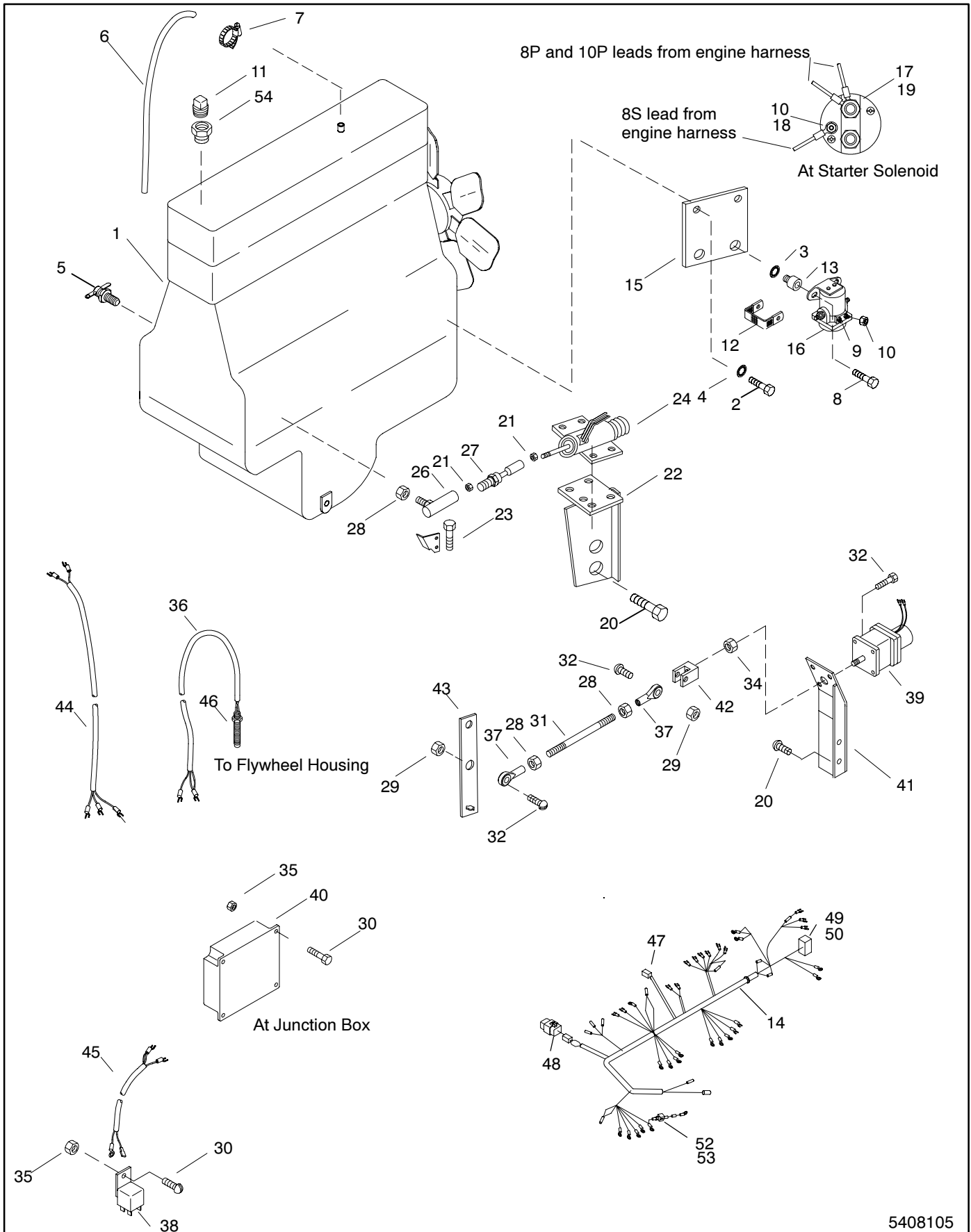
## Modular Spec Cross-Reference Table

Some modular generator specs listed in the specification number index require a radiator kit. Refer to the generator set nameplate to identify the radiator kit number installed on your generator set. Use the following table to identify the equivalent variation number. The kit's parts list matches the parts list for the equivalent variation number.

<b>Radiator Kit</b>	<b>Equivalent Variation Number</b>
352362	25
352491	32
352569	34
352570	35
352949	36
352950	37
360374	42

This page intentionally left blank.

# Group 105: Engine



5408105

# Group 105: Engine (continued)

Item	Qty.	Description Variation	Part No.
1	1	Engine assembly (engine model) (A separate parts catalog lists engine assembly service parts. Refer to Group 701, Literature for appropriate parts catalog.)	
		2, 12, 14, 15 (TO4039D) . . . . .	C-273461
		3, 15, 19 (4039TF) . . . . .	A-273458
		4, 16, 20 (TO6059T) . . . . .	A-273459
		5, 17, 21 (6059TF) . . . . .	A-273460
		6, 22 (6076T) . . . . .	A-273454
		7, 23 (6076A) . . . . .	A-273455
		8, 11, 24 (6076A) . . . . .	B-273456
		9, 25 (6076A) . . . . .	A-273839
		26, 27, 69, 99 (CD4039DF) . . . . .	A-336403
		28, 29, 100 (CD4039TF) . . . . .	A-336404
		30, 31, 89 (CD6059TF) . . . . .	A-336405
		32, 33, 90 (CD6059TF) . . . . .	A-336406
		34, 35, 101 (CD4039TF) . . . . .	A-336559
		44 (6076T) . . . . .	A-336659
		73, 104 (6068T) . . . . .	A-325183
		74 (6068T) . . . . .	A-352185
		75, 105 (6059T) . . . . .	A-352187
		76 (6059T) . . . . .	A-352189
		92, 106 (4045DF) . . . . .	A-352184
		93, 102 (4045DF) . . . . .	A-352186
		94, 107 (4045DF) . . . . .	A-352188
		95 (4045DF) . . . . .	A-352190
		96 (4045TF) . . . . .	A-352538
		97 (4045TF) . . . . .	A-352539
2	2	Screw, 1/2-13 x 1, gr. 5 2, 3, 4, 5, 12, 18, 19, 27	X-129-17
	2	Screw, 1/2-13 x 1 1/4, gr. 5 6, 7	X-129-18
	1	Screw, 1/2-13 x 1 1/4, gr. 5 8, 9	X-129-18
	1	1/4-20 hardware 89, 90	*
3	2	Washer, 1/4 int./ext. tooth lock 2-9, 11, 12, 14-35, 44, 69, 73-76, 89, 90, 92-97, 99-101, 104-107	X-22-12
4	3	Washer, 1/2" int./ext. tooth lock 2-7, 12, 16, 18-21, 27, 30	X-22-26
	2	Washer, 1/2" int./ext. tooth lock 8, 9, 11	X-22-26
5	1	Valve, drain 2, 3, 6, 7, 11, 12, 14, 15, 18, 19, 26-28, 34, 35, 89, 90, 99, 100, 101, 106, 107	X-256-3
	2	Valve, drain 4, 5, 16, 17, 20, 21, 30, 32, 69	X-256-3
6	1	Hose, 3/4 ID x 66" 2, 3, 12	X-373-10
	1	Hose, 3/4 ID x 78" (early) 4, 5	X-373-12
	1	Hose, 3/4 ID x 60" 6-9, 11, 22-25, 44	X-373-11
	1	Hose 73-76, 104, 105	X-373-13
7	1	Clamp, hose 22-25, 44	X-426-3
8	2	Screw, 1/4-20 x 1/2 2-9, 12, 18, 19, 27	X-465-6
	2	1/4-20 hardware 14-17, 26, 28, 30, 32, 34, 35, 73-76, 89, 90, 92-97, 99-101, 104-107	*

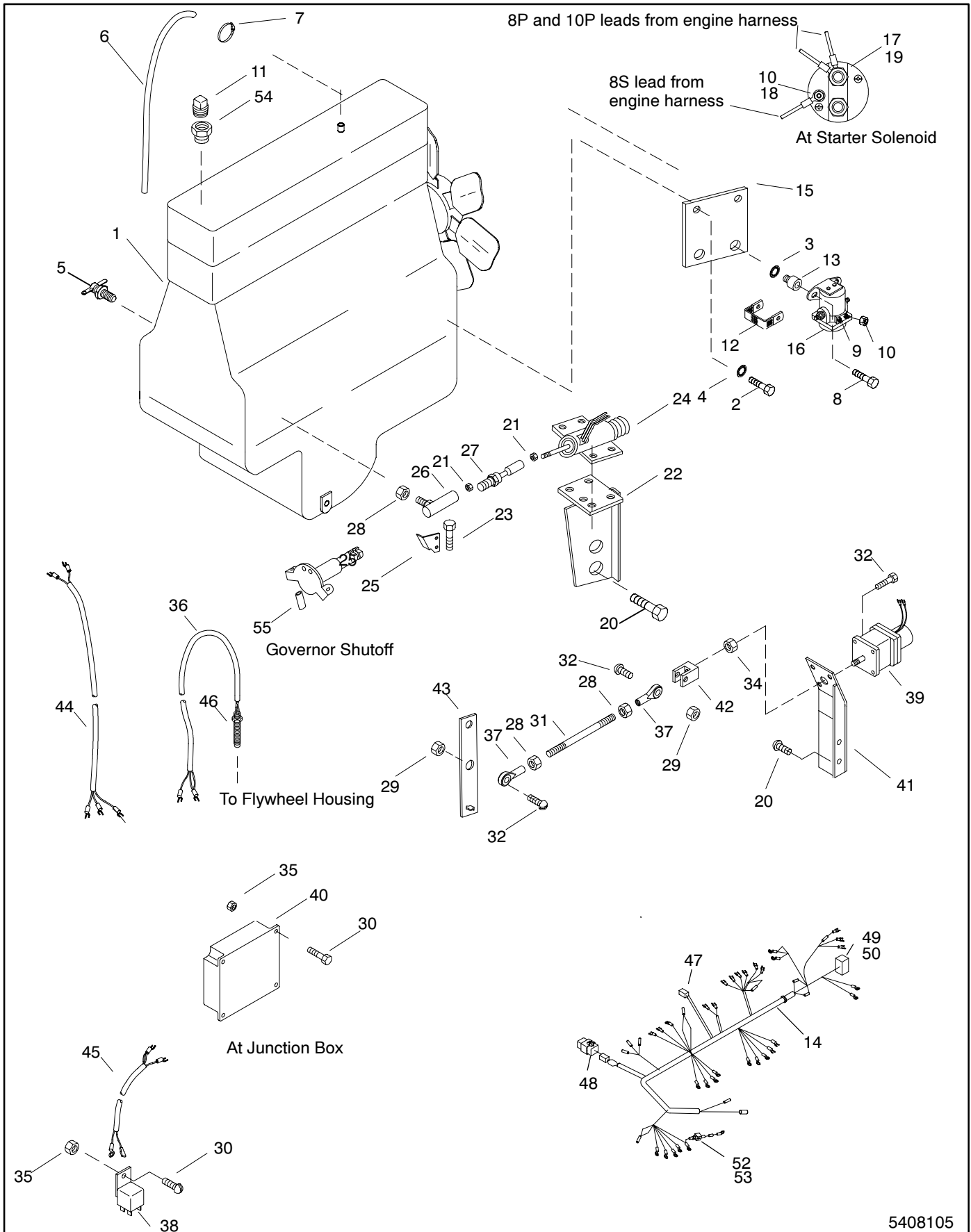
Item	Qty.	Description Variation	Part No.
9	1	Cap, plastic 2-5, 12, 14, 15, 17-19, 26-28, 69, 73-76, 89, 90, 92-97, 99-101, 104-107	X-6214-2
10	1	Nut, 10-32 2, 3, 6-8, 12, 18-21, 27, 89, 90	*
	2	Nut, 10-32 4, 5, 9, 16, 17, 22-25, 30, 32, 34, 35, 44, 73-76	*
	3	Nut, 10-32 104, 105	*
11	1	Plug, 1/2 NPT all except 73-76, 89, 90, 92-97, 106, 107	X-75-28
	1	Valve, drain 73-76, 89, 90, 104, 105	X-256-3
	1	Valve, drain 92-97, 106, 107	X-256-5
12	1	Strap, ground 2-9, 11, 12, 18-21, 27	223033
13	2	Bumper 2-9, 11, 12, 18-21, 27	259632
14	1	Engine Harness, wiring (Includes Items 47-53)	
		2, 3, 12 (Delco BC alt) . . . . .	275564
		2, 3 (Motorola BC alt) . . . . .	276516
		4, 5, 20, 21 (Delco BC alt) . . . . .	275565
		4, 5 (Motorola BC alt) . . . . .	276517
		6-9, 11 (Delco BC alt) . . . . .	275563
		6-9 (Motorola BC alt) . . . . .	276515
		14-19, 22-35 . . . . .	See chart below
		44 . . . . .	336610
		69 . . . . .	336607
		73-76 . . . . .	352350
		89, 90 . . . . .	352506
		92-97, 106, 107 . . . . .	352542
		99-101 . . . . .	352703
		104, 105 . . . . .	352350
15	1	Bracket, relay mounting 2-5, 12, 18-21, 27 . . . . .	273426
		6, 7 . . . . .	273471
		8, 9, 11 . . . . .	273732
16	1	Solenoid, starter all, except 74, 76, 93, 95, 97	291891
	1	Relay 74, 76, 93, 95, 97	268371
17	1	Washer, 1/2 int. tooth lock 4-9, 16, 17, 19-35, 44, 73, 75, 89, 90 104, 105	X-22-4

### Serial Number-Contingent Parts

Variation Number	Wiring Harness Part Number	
	Before Serial Number 363369	Serial Numbers 363369 and after
14, 15, 26, 28, 34, 35	222986	336607
16, 17, 30, 32	222987	336608
18, 19, 27, 29	276924	336631
22, 23	222988	336609
24, 25	336003	336610
31, 33	275565	336630

\* Common Hardware. Procure locally  
A/R As Required

# Group 105: Engine (continued)



5408105

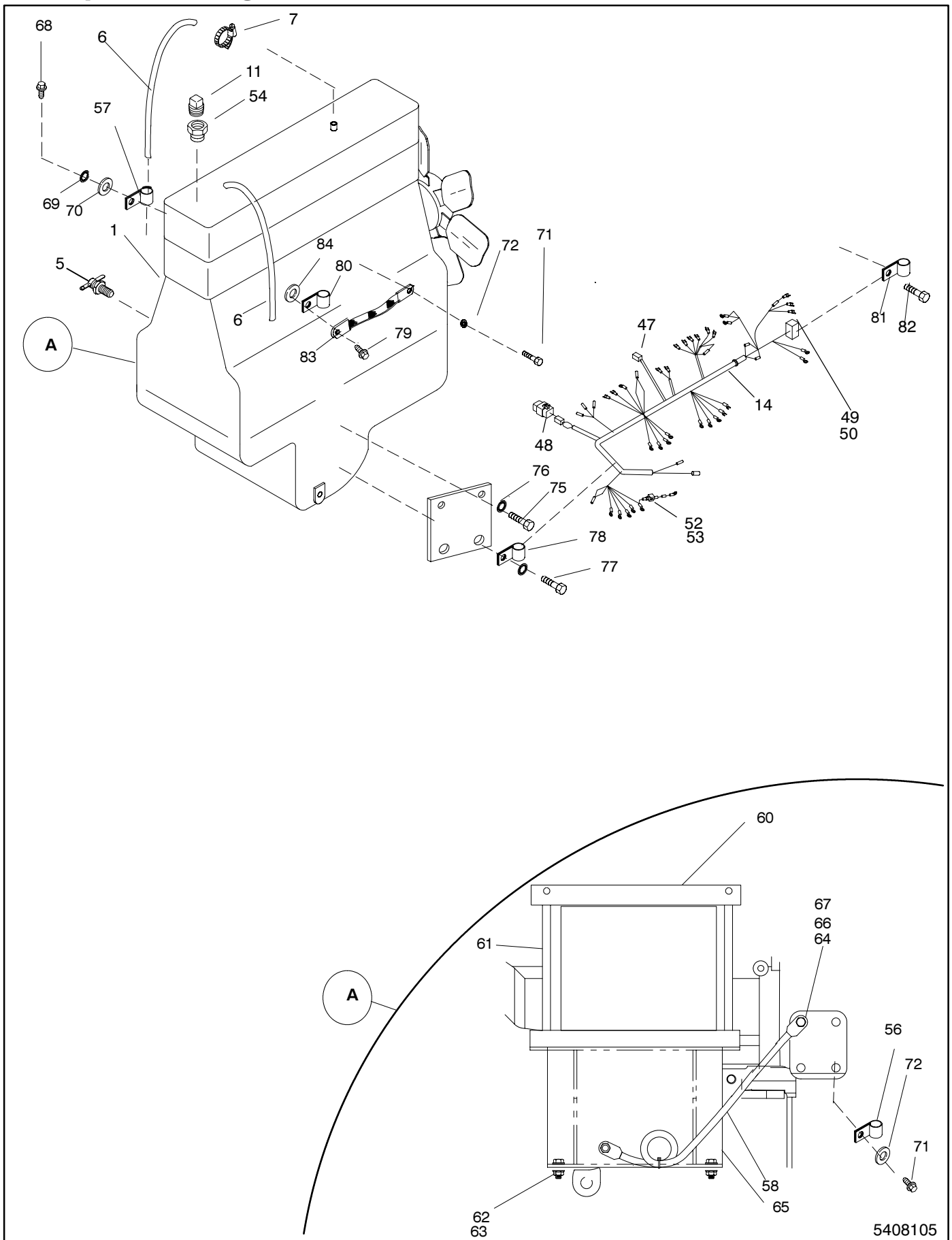
## Group 105: Engine (continued)

Item	Qty.	Description Variation	Part No.
18	1	Washer, #10 int. tooth lock 4-7, 9, 16, 17, 19-35, 44, 73, 75, 89, 90, 104, 105	X-22-9
19	1	Nut, 1/2-13 4-7, 16, 17, 19-35, 44, 73, 75, 89, 90, 104, 105	*
	2	Nut, 1/2-13 8, 9	*
20	2	Screw, 3/4-10 x 1 1/2 6-9	X-6239-2
	2	Screw, 5/16-18 x .50 22-25, 44	X-125-33
21	2	Nut, 1/4-28 jam 6, 7, 9, 22-25, 44	X-81-9
22	1	Bracket, solenoid 6, 7, 9, 22-25, 44	222653
23	2	Screw, M8-1.25 x 35 6-9, 11, 22-25, 44	X-6049-2
24	1	Solenoid, fuel shutoff 6, 7, 9, 11, 22-25, 44	273716
25	1	Bracket, throttle 6-9, 11, 22-25, 44	275546
26	1	Ball joint 6, 7, 9, 11, 22-25, 44	276570
27	1	Ball joint 6, 7, 9, 11, 22-25, 44	273731
28	1	Nut, 1/4-28 nylon lock 22-25, 44	X-101-7
	2	Nut, 1/4-28 nylon lock 8	X-101-7
29	2	Nut, 1/4-20 nylon lock 8	X-101-8
30	5	Screw, 10-24 x 5/8, gr. 5 8	X-117-5
31	1	Stud, 1/4-28 x 2-1/4 8	X-352-72
32	6	Screw, 1/4-20 x 1, gr. 5 8	X-465-7
33	2	Screw, 5/8-11 x 1, gr. 5 (not shown) (lifting eye hole) 8, 9, 22-25	X-6021-3

Item	Qty.	Description Variation	Part No.
34	1	Nut, M6-1 8	X-6053-1
35	5	Nut, 10-24 8	X-70-2
36	1	Cable, shielded (pickup cable) 8	254210
37	2	Ball joint 8	254229
38	1	Relay 8	259391
39	1	Actuator, linear 8	273748
40	1	Control, governor 8	273749
41	1	Bracket, actuator mounting 8	273750
42	1	Yoke 8	273751
43	1	Lever, shut-off 8	273752
44	1	Cable shielded (actuator cable) 8	273753
45	1	Cable, shielded (power cable) 8	273754
46	1	Pickup, RPM 8	273758
47	1 A/R	Connector, 2-pin male/plug Pin, 0.058 dia. all except 73-76, 89, 90, 92-97, 99-101, 106, 107	254986 241606
48	1 A/R	Connector, 4-pin male/plug (P2) Pin, 0.058 dia. all except 74, 76, 89, 90, 92-97, 99-101, 106, 107	239408 241606
49	1 A/R	Connector, 24-pin (P1) Pin, female/socket (.0665 dia.) all except 74, 76, 89, 90, 92-97, 99-101, 106, 107	295145 292879

\* Common Hardware. Procure locally  
A/R As Required

# Group 105: Engine (continued)



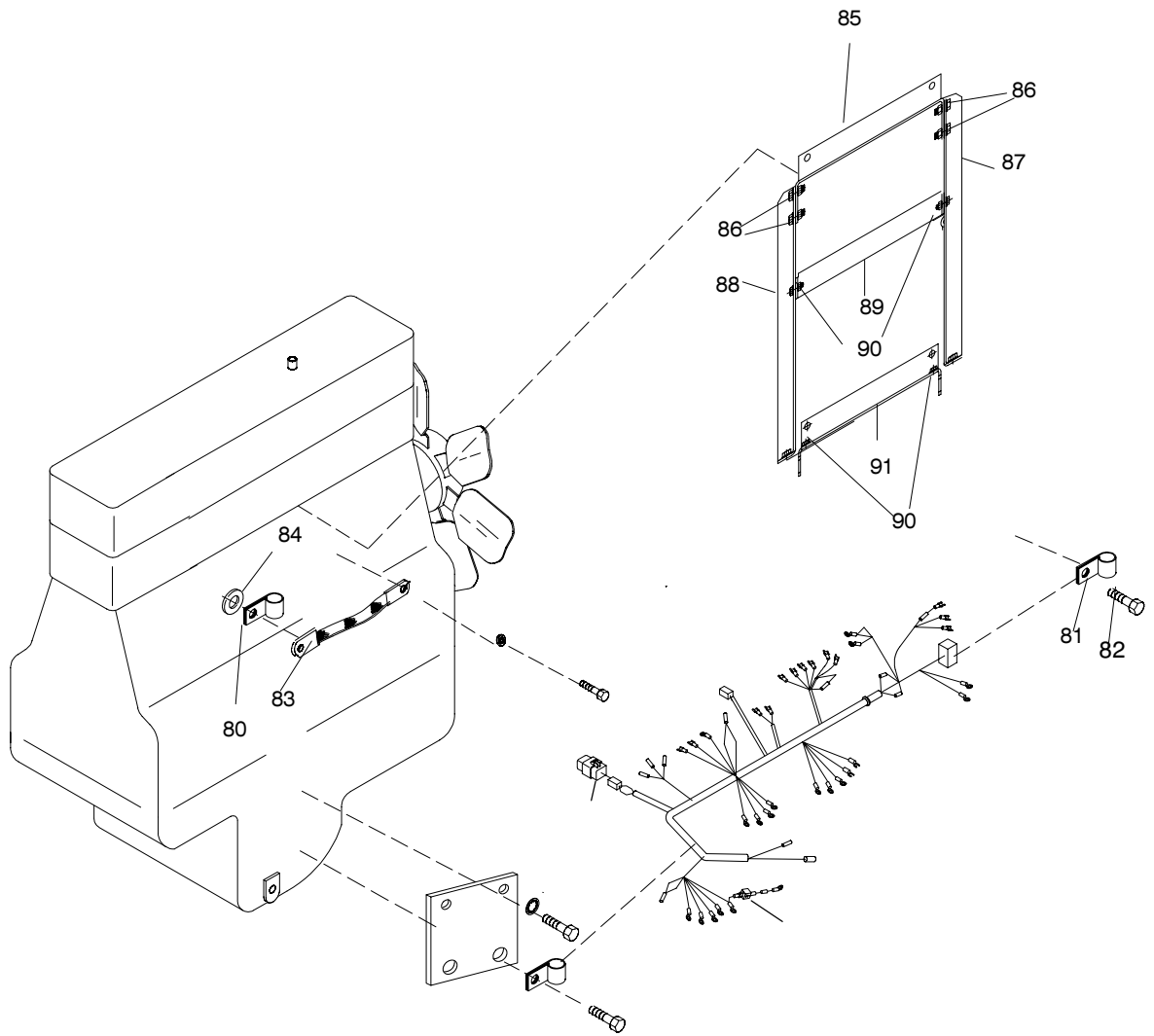
## Group 105: Engine (continued)

Item	Qty.	Description Variation	Part No.
50	1	Housing, strain relief (red) all (used with P1 connector) except 74, 76, 89, 90, 92-97, 99-101, 106, 107	292800
51	2	Boot, rubber all except 74, 76, 89, 90, 92-97, 99-101, 106, 107	290262
52	A/R	Diode, 6 amp, 400 volt 2-9, 11, 12	241739
	A/R	Diode, 6 amp, 100 volt 14-35, 73, 75	233959
53	1	Diode (with eyelet terminal) all except 74, 76, 89, 90, 92-97, 99-101, 106, 107	253799
54	1	Bushing, reducer 1/4 F x 1/2 M 4-7, 11, 16, 17, 20, 21, 73-76, 89, 90, 104, 105	X-202-12
55	1	Spacer, governor shut-off 16, 17, 20, 21	276940
56	1	Clamp, insulating (not shown) 14, 15, 26, 27, 28, 30, 34, 35, 69, 99-101	X-672-31
	1	Clamp, insulating (not shown) 74, 76, 89, 90	X-672-3
57	1	Clamp, insulating (not shown) 14, 15, 22, 23, 26, 27, 32, 34, 35, 74, 76, 92-97, 99-101, 104-107	X-672-3
	2	Clamp, insulating (not shown) 73, 75	X-672-3
58		Cable, battery	
	1	73, 75	X-545-111
	1	74, 76, 89, 90, 92-97, 99-101	X-545-97
	1	Cable, jumper 93, 95, 97	280133
59		Cable, battery (not shown)	
	1	73-76	X-545-132
	1	89, 90	X-545-101
	1	92-97	X-545-100
	1	99-101	X-545-99
	1	Nut, hex M-12-1.75 92-97	X-6351-4
60		Clamp, battery	
	1	60, 73, 75, 92, 94, 96	324725
	2	74, 76	324725
	1	89, 90, 99-101	324033
	1	93, 95, 97	352537
61		Bolt, angle	
	4	73-76	274200
	2	89, 90, 92, 94, 96, 99-101	360491
	2	93, 95, 97	254673
62		Nut, 5/16-24	
	4	74, 76	X-101-4
	2	73, 75, 89, 90, 92-97, 99-101	X-101-4
63		5/16 hardware	
	4	74, 76	*
	2	73, 75, 89, 90, 92-97, 99-101, 104, 105	*

Item	Qty.	Description Variation	Part No.
64		Screw, M12-1.75 x .8	
	1	73-76, 92-97	X-6052-1
	1	Screw, 1/2-13 x .75 99-101	X-129-15
65		Rack, battery	
	1	74, 76	352345
	1	73-76	352344
	1	89, 90, 99-101	324017
	1	93	352536
	1	92, 94, 96	352535
	1	95	360422
	1	97	360423
		104, 105	352513
66	1	Washer, lock, 1/2 89, 90, 92-97	X-22-26
	1	Washer, lock 1/2 73, 75, 99-101	X-22-4
67	1	Washer, lock 1/2 74, 76	X-22-4
68	1	Screw hex head cap, M12-1.75 x 1 73-76	X-6052-7
	1	Screw, hex head cap, M14-2 x 1 92-97, 104-107	X-6063-1
69	1	Washer, lock, 1/2 73-76	X-22-26
70	1	Washer, 5/16 69	*
	1	Washer, 1/2 73-76	*
		Washer, 3/8 99, 100	*
71	1	Screw, M10-1.75 x .8 73, 75	X-6051-2
	1	Screw, M12-1.75 x 1 74, 76	X-6052-7
	1	Screw, 1/2-13 x .75 89, 90	X-129-15
72	1	Washer, 1/2 74, 76, 89, 90	*
	1	Washer, lock 1/2 73, 75	X-22-14
73	1	Cable, battery (not shown) 74, 76	X-545-71
74	1	Strap, ground (not shown) 73, 75	X-6046-7
75	1	Screw, M12-1.75 x .8 92-97, 106, 107	X-6052-1
76	1	Washer, lock 1/2 92-97, 106, 107	X-22-26
77	1	Screw, M12-1.75 x .8 92, 96	X-6052-1
78	1	Clamp, insulating 69, 92, 96	X-672-3
79	1	Screw, M12-1.75 x .8 92-95, 97, 106, 107	X-6052-1

\* Common Hardware. Procure locally  
A/R As Required

# Group 105: Engine (continued)



# Group 105: Engine (continued)

Item	Qty.	Description Variation	Part No.
80	1	Clamp, insulating 92-95, 97, 106, 107	X-672-3
81	1	Clamp, insulating 93, 95, 97, 106, 107	X-672-3
82	1	Screw, hex head cap (not shown) M10-1.75 x .8 92-95, 97, 106, 107	X-6051-2
83	1	Strap, ground (not shown) 74, 76	X-6046-7
84	1	Washer, 3/8 92-97	*
85	1	Support, battery 104, 105	352511
86	8	Hardware, 3/8-16 104, 105	*
87	1	Bracket, battery mount 104, 105	352512
88	1	Bracket, mounting 104, 105	352519
89	1	Bracket, stiffener 104, 105	352514
90	6	Hardware, 5/16-18 104, 105	*
91	1	Rack, battery 104, 105	352513

Variations 18, 19, 27, and 29, used on Calumet Coach Specifications, utilize the following parts in addition to parts previously listed. Items below do not appear in the preceding illustrations.

1	Block Heater	276691
1	Tag, hang	279047
1	Bracket, heater mounting	275583
1	Hose, heater to engine	X-577-35
2	Clamp, hose	X-426-10
1	Connector, hose	X-582-3
1	Elbow, pipe 3/4	X-215-2
1	Nipple, pipe	X-206-4
1	Bushing, reducer 3/4 "	X-202-1
1	Hose, heater to lower radiator hose	X-577-44
2	Clamp, hose	X-426-10
1	Connector, hose to radiator hose	275581
2	Clamp, hose	X-426-6
1	Valve, oil drain	272701
1	Adapter, oil drain (var. 19, 29 only)	276550
1	Oil Drain Washer, nylon (var. 19, 29 only)	276552

Variations 20, 21, 31, and 33, used on Calumet Coach Specifications, utilize the following parts in addition to parts previously listed. Items below do not appear in the preceding illustrations.

1	Governor Shutoff Lever Assembly (var. 31, 33 only)	273687
1	Block Heater	276691
1	Tag, hang	279047
1	Bracket, heater mounting	275588
1	Hose, heater to engine	X-577-44
2	Clamp, hose	X-426-10
1	Connector, hose	X-582-3
1	Elbow, pipe	SA-472
1	Nipple, pipe	X-206-6
1	Bushing, reducer 3/4 "	X-202-1
1	Hose, heater to lower radiator hose	X-577-42
2	Clamp, hose	X-426-10
1	Connector, hose to radiator hose	276205
1	Tee, pipe 3/4 x 3/4 x 1/2	X-203-6
2	Clamp, hose	250081
1	Valve, oil drain	272701
2	Upper Support, battery	222814
2	Lower Support, battery	222815

Variations 70 and 107, used on Calumet Coach Specifications, utilize the following parts in addition to parts previously listed. Items below do not appear in the preceding illustrations.

1	Tee, pipe 1/4	A-110
1	Bushing, reducer 3/4"	X-202-1
1	Nipple, pipe 1/4x1-1/2	X-220-6
1	Hose	X-312-35
1	Hose	X-312-51
1	Connector, 90°	X-391-34
4	Clamp, hose	X-426-10
1	Connector, hose	X-582-22
1	Tag, hang	279047
1	Bracket, block heater mounting	326219
1	Heater, block	326228

Variation 69, used on Calumet Coach Specifications, utilizes the following parts in addition to parts previously listed. Items below do not appear in the preceding illustrations.

1	Tee, pipe 1/4	A-110
1	Bushing, reducer 3/4x1	X-202-1
1	Nipple, pipe 1/4x1-1/2	X-220-6
1	Hose	X-312-35
1	Hose	X-312-51
1	Connector, 90°	X-391-34
4	Clamp, hose	X-426-10
1	Connector, hose	X-582-22
1	Tag, hang	279047
1	Bracket, block heater mounting	326219
1	Heater, block	326228

Variation 71, 72, 106, used on Calumet Coach Specifications, utilize the following parts in addition to parts previously listed. Items below do not appear in the preceding illustrations.

1	Tee, pipe 1/4	A-110
1	Elbow	SA-472
1	Bushing, reducer 3/4x1	X-202-1
1	Tee, pipe 3/4x3/4x1/2	X-203-6
1	Nipple, pipe 3/4x3-1/2	X-206-6
1	Pipe	X-220-14
1	Hose	X-312-50
1	Hose	X-312-51
4	Clamp, hose	X-426-10
1	Connector, hose	X-582-22
1	Connector, hose	X-582-3
1	Tag, hang	279047
1	Bracket, block heater mounting	326219
1	Heater, block	326228

\* Common Hardware. Procure locally  
A/R As Required

## Group 105: Engine (continued)

Variation 104 and 105, used on Calumet Coach Specifications, utilize the following parts in addition to parts previously listed. Items below do not appear in the preceding illustrations.

1	Tee, pipe 1/2	X-203-13
1	Nipple 1/2x1-3/16	X-209-2
1	Hose	X-312-34
1	Hose	X-312-57
4	Clamp, hose	X-426-10
2	Connector, hose	X-582-1
1	Screw, hex head cap	X-6063-1
1	Clamp, insulating	X-672-3
1	Plug, pipe 1/2"	X-75-28
2	Adapter, water temp sender	273692
2	O-ring	273693
1	Tag, hang	279047
1	Bracket, block heater mounting	326219
1	Heater, block	326228

This page intentionally left blank.

# Group 107: Nameplate and Decals

**WARNING**

Hot coolant and steam. Can cause severe burns and personal injury.

Before removing cap stop generator, allow to cool and loosen cap to relieve pressure. Fill system before starting unit.

249819

**GENERATOR CONNECTIONS**

SINGLE PHASE  
SOME SETS NOT RATED FOR SINGLE PHASE - SEE MANUALS  
CT3 - NOT USED

3 PHASE DELTA

3 PHASE WYE

3 PHASE WYE

60HZ - 120/240 VOLT  
50HZ - 110/220 VOLT  
REMOVE V9 FROM TERMINAL STRIP AND TAPE.

190-208 VOLT 50 HZ  
208-240 VOLT 60HZ

380-416 VOLT 50 HZ  
416-480 VOLT 60HZ

NOTE: CURRENT TRANSFORMER DOT OR "H" TOWARD GENERATOR.

**FAST RESPONSE**

**WARNING**

Hazardous voltage. Backfeed to utility system can cause electrocution or property damage.

When generator is used for standby power, use of automatic transfer switch is recommended to prevent inadvertent interconnection of standby and normal sources of supply.

25886

**50**

**EQUIPMENT GROUND**

290435

**FAST RESPONSE II**

**WARNING!** THIS IS A POSITIVE TERMINAL ONLY. DO NOT ATTACH NEGATIVE LEAD!

238402

**KOHLER**

1-800-544-2444

**KOHLER POWER SYSTEM**

**ELECTRICAL EQUIPMENT ONLY**  
**POUR MATERIEL ELECTRIQUE SEULEMENT**

**NOTICE:**  
RATINGS ON ABOVE NAMEPLATE ARE FOR GENERATOR SET. GENERATOR IS RATED AT 40°C. NEMA CLASS F. PRIME POWER RATING (WHEN USED) IS EQUIVALENT TO CSA CONTINUOUS RATING (10 PERCENT OVERLOAD FOR 2 HOURS IN A 24 HOUR PERIOD). CONTINUOUS STANDBY RATING (WHEN USED) IS EQUIVALENT TO CSA STANDBY SERVICE.

**KOHLER**

KOHLER CO. KOHLER, WISCONSIN USA

258854

**WARNING**

**EXPLOSION.**

Battery spark can cause explosion and severe injury or death.

Do not connect negative (-) battery cable to positive (+) connection terminal of starter solenoid.

Do not short battery terminals together.

See owners manual for instructions on handling battery cables to prevent sparks, prior to installation, operation or service.

273780

**WARNING**

**Rotating parts. Can cause severe injury.**

Do not operate generator set without all guards, screens or covers in place.

249808

**WARNING**

**Unbalanced weight. Improper lift can cause personal injury and equipment damage.**

Do not lift complete generator set with lifting eyes.

Use lifting bars thru holes in skid to lift set.

**SLING METHOD**

25887

**DANGER**

**Hazardous voltage. Will cause severe injury or death.**

**Moving rotor. Will cause severe injury.**

Do not operate generator set without all guards and electrical enclosures in place.

Operate and service by trained personnel only. Refer to manual prior to installation, operation or service. Manuals available from Kohler Co. Kohler, Wisconsin 53044.

257438

**CAUTION**

**Hot engine and exhaust system. Can cause severe burns.**

Do not work on generator set until unit is allowed to cool.

249809

**CAUTION**

"THIS LIFTING SUPPORT IS NOT TO BE USED TO LIFT THE ENTIRE MACHINE. ONLY THE COMPONENT ATTACHED DIRECTLY TO THIS SUPPORT MAY BE SAFELY LIFTED BY THE SUPPORT"

**ATTENTION**

"CE SUPPORT DE LEVAGE NE DOIT PAS ETRE UTILISE POUR SOULEVER LE POIDS TOTAL DE LA MACHINE. SEUL L'ELEMENT QUI REPOSE DIRECTEMENT SUR LE SUPPORT PUT ETRE SOULEVE EN TOUTE SECURITE"

239776

**WARNING**

**Hazardous voltage. Backfeed to utility system can cause electrocution or property damage.**

When generator is used for standby power, use of automatic transfer switch is recommended to prevent inadvertent interconnection of standby and normal sources of supply.

25885

**CAUTION:** FOR STAND-BY SERVICE CONNECT OUTPUT OF GENERATOR TO SUITABLY RATED TRANSFER SWITCH IN ACCORDANCE WITH CANADIAN ELECTRICAL CODE, PART 1.

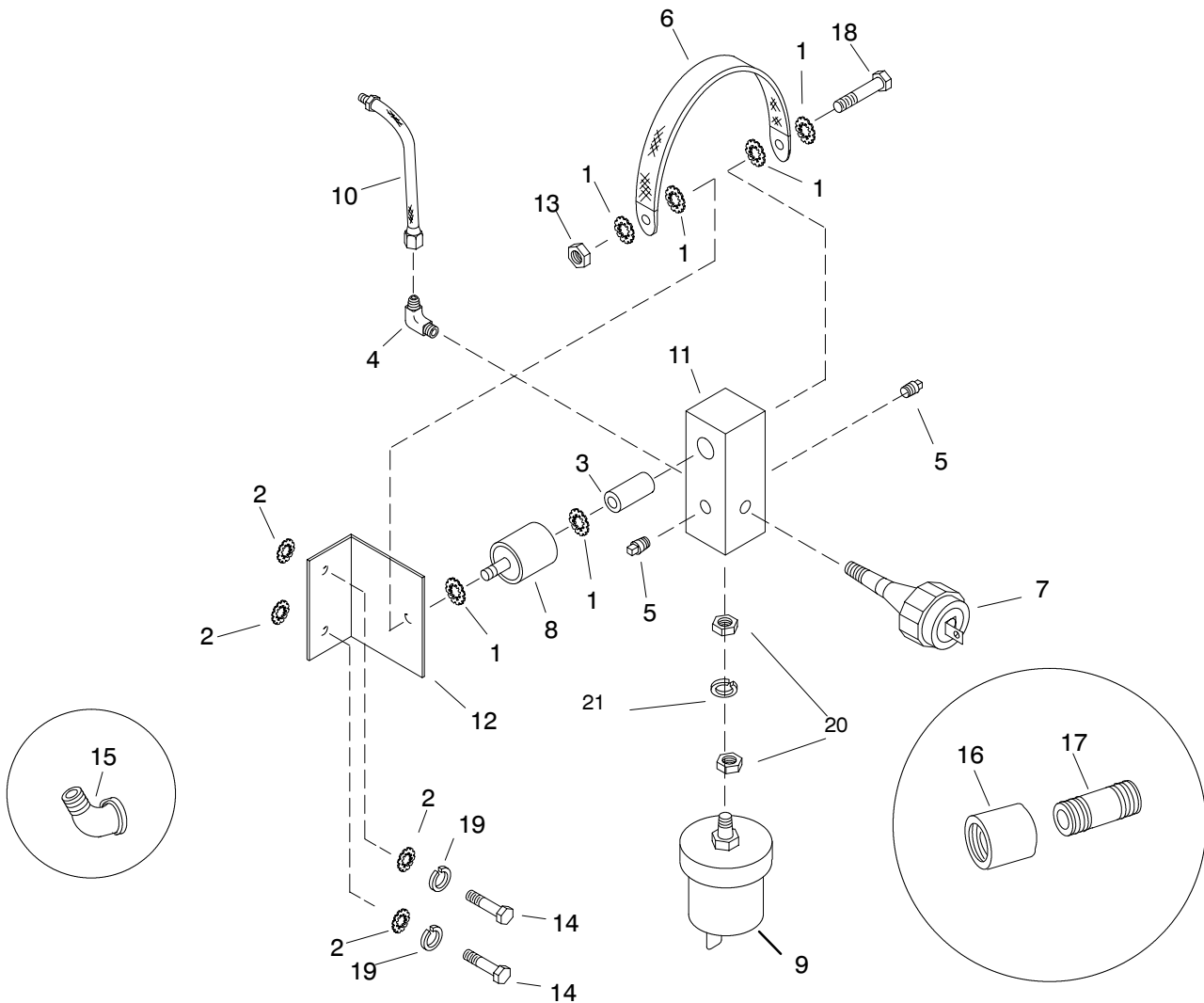
**ATTENTION:** POUR L'ALIMENTATION DE RESERVE, CONNECTER LA SORTIE DE LA GENERATRICE A UN COMMUTEUR DE CALIBRE APPROPRIE, CONFORMEMENT AU CODE CANADIEN DE L'ELECTRICITE, PREMIERE PARTIE.

255882

## Group 107: Nameplate and Decals (continued)

Description				Description			
Item	Qty.	Variation	Part No.	Item	Qty.	Variation	Part No.
1	2	Decal, "stripes" (24 in.) 1-6, 8-19, 23-26, 28-31, 33-35	X-6232-1	9	1	Decal, generator connections 1-21, 23-27, 186-2 through 186-10, 186-31, 33-36, 38, 39, 44, 45	259365
	1	Decal, "stripes" (50 in.) 7, 20, 21, 27, 32, 38-40, 45	X-6232-3				
	1	Decal, "stripes" (33 in.) 1-6, 8-19, 24-26, 28-37, 186-31, 186-32	X-6232-2	10	2	Decal, Fast-Response 1-6, 8-20, 23-26, 28-31, 33-40, 45, 186-2 through 186-20, 186-25 through 186-32	273739
	2	Decal, "stripes" (33 in.) 7, 20, 21, 23, 27	X-6232-2		2	Decal, Fast Response 7, 21, 27, 32,	273740
	2	Decal, "stripes" 25, 26-28 186-2 through 186-20, 186-31, 186-32	X-6232-5	11	1	Nameplate, kW rating all	not available
	3	Decal, "stripes" 36, 37	X-6232-5	12	1	Decal, equip. ground (early models) 1-21, 28-35	290435
	2	Decal, "stripes" 38-40, 45	X-6232-6	13	1	Decal, 1-800 number all	224233
2	2	Decal, Kohler Power System 1-6, 8-19, 21, 23-27, 29-40, 45 186-2 through 186-32	X-6246-1	14	1	Decal, caution (This lifting support...) 11-20, 28-32, 37, 186-12 through 186-20, 186-26, 186-28, 186-32	239776
	2	Decal, Kohler Power System 7, 20	X-6246-2	15	1	Decal (For standby service...) 11-20, 28-32, 37, 186-12 through 186-20, 186-26, 186-28, 186-32	255882
	1	Logo, Kohler 44	X-6275-3	16	1	Nameplate, electrical equip. (rating) 11-20, 31, 32, 186-12 through 186-20, 186-26, 186-28	343292
3		Decal, kW size			1	Nameplate, electrical equip. (rating) 44	327004
	2	1, 14 (50 kW) . . . . .	X-6247-6	17	2	Decal, Fast-Response II 4	255084
	2	2, 15 (60 kW) . . . . .	X-6247-7	18	1	Decal, warning (unbalanced weight) all	257437
	2	3, 16, 23, 28 (80 kW) . . . . .	X-6247-9	19	1	Decal, hazard (volt./moving parts) all	257438
	2	4, 17, 24, 29 (100 kW) . . . . .	X-6247-10	20	1	Decal, warning (unbalanced weight) all	257441
	2	5, 186-31, 186-32 (125 kW) . . . . .	X-6298-8	21	1	Decal, warning 600 volt. connection 28-32, 37, 186-12 through 186-20, 186-26, 186-28, 186-32	279958
	2	6, 19, 21, 26, 31 (150 kW) . . . . .	X-6247-12	22	1	Logo, Kohler (not shown) 36-40, 45, 186-2 through 186-20 186-25 through 186-32	X-6275-3
	2	7, 20, 27, 32 (180 kW) . . . . .	X-6247-13	23	1	Decal, warning (hot coolant) 4, 5, 20, 31, 36-40, 44, 45	249810
	2	8, 12 (30 kW) . . . . .	X-6247-2	24	2	Decal, warning (battery spark explosion) 4, 5, 20, 31, 36-40, 44, 45	273780
	2	9, 13 (40 kW) . . . . .	X-6247-4				
	2	10, 11 (20 kW) . . . . .	X-6247-1				
	2	18, 25, 30 (125 kW) . . . . .	X-6247-11				
	2	31, 36-38, 45 (150 kW) . . . . .	X-6298-9				
	2	39, 40 (180 kW) . . . . .	X-6298-10				
	2	44, 186-2, 186-12 (20 kW) . . . . .	X-6298-1				
	2	44, 186-4, 186-14 (30 kW) . . . . .	X-6298-2				
	2	44, 186-6, 186-16 (40 kW) . . . . .	X-6298-3				
	2	44, 186-8, 186-18 (50 kW) . . . . .	X-6298-4				
	2	44, 186-10, 186-20 (60 kW) . . . . .	X-6298-5				
	2	44, 186-25, 186-26 (80 kW) . . . . .	X-6298-6				
	2	44, 186-27, 186-28 (100 kW) . . . . .	X-6298-7				
4	4	Rivet, 1/8 x 3/16 pop 1-15, 21, 23-27, 186-28, 186-12 through 186-20, 186-26, 33-35, 37, 40	X-781-1				
	8	Rivet, 1/8 x 3/16 pop 16-20, 28-32	X-781-1				
5	1	Decal, positive terminal all	238402				
6	1	Decal, warning (rotating parts) all	249808				
7	1	Decal, warning (hot engine) all	249809				
8	1	Decal, warning (backfeed) all	258815				

# Group 108: Oil Pressure Switches



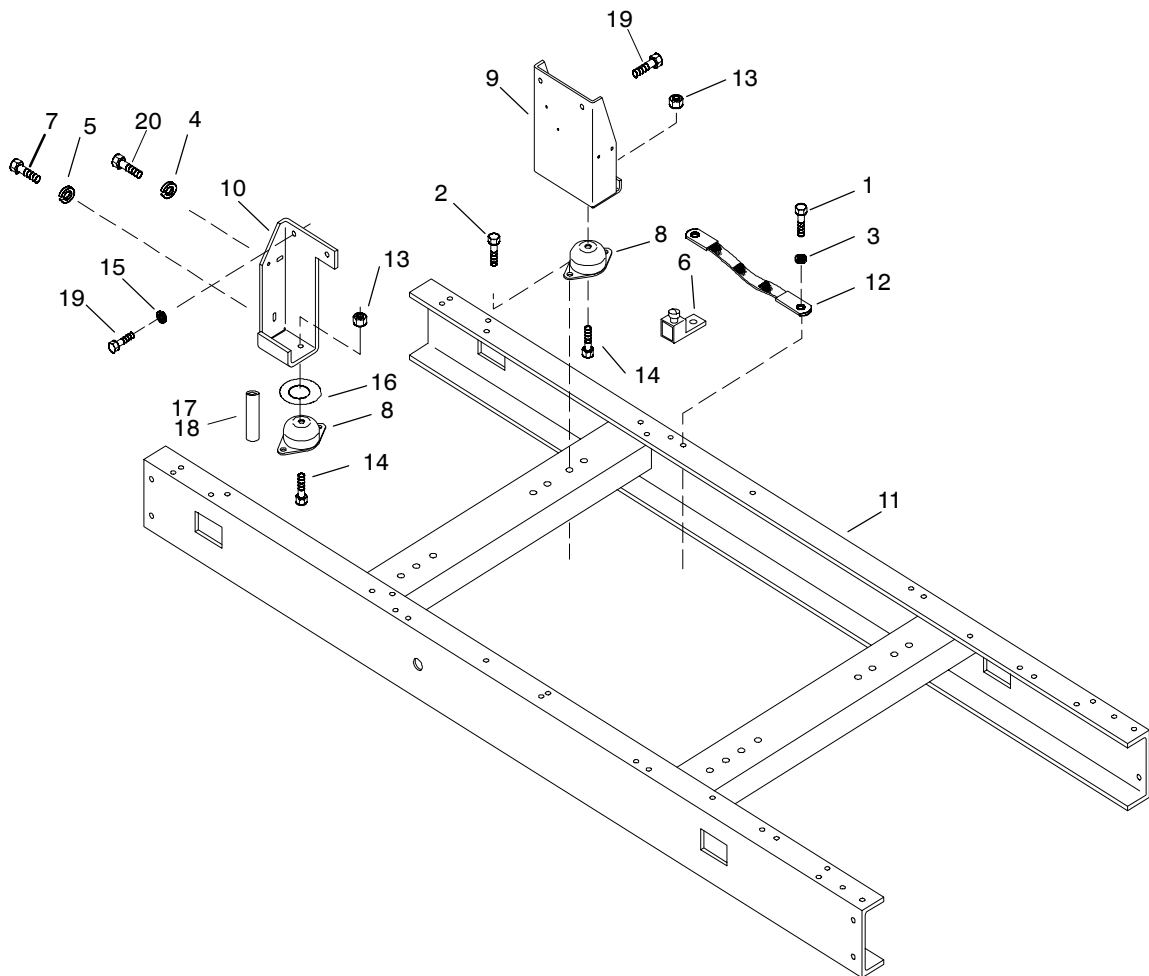
## Group 108: Oil Pressure Switches (continued)

Item	Qty.	Description Variation	Part No.
1	6	Washer, shakeproof 1, 4	X-22-12
2	4	Washer, lock 1/2 1, 4, 5, 10	X-22-16
3	1	Spacer 1, 4	X-400-174
4	1	Elbow, 7/16-20 x 1/8 1, 4, 5, 10	X-447-10
5	2	Plug, pipe 1/8 1, 4, 10	X-75-1
6	1	Strap, ground 1, 4	223033
7	1	Switch, oil pressure 1, 2	328308
	1	Switch, oil pressure 3, 5-7, 10, E73-E76, E89, E90, E92-E97, E99-E101, E104-E107	328309
	1	Nut #10-32 E73, E75	*
8	1	Bumper 1, 4	259632
9	1	Sender, oil pressure all	343473

Item	Qty.	Description Variation	Part No.
10	1	Line, fuel 1, 4, 5, 10	265461
11	1	Block, oil gauge 1, 4, 5, 10	267548
12	1	Bracket, sender mounting 1, 4	276790
13	1	1/4-20 nut 1	*
14	2	Screw, 1/2-13 x 1, ref. 1, 2	X-129-17
15	1	Elbow, 1/8 NPT, 45° street 3	267428
16	1	Coupling, 1/8 NPT x 13/16 pipe 2, 7	X-216-24
17	1	Nipple, 1/8 NPT x 3/4 pipe 2, 7	X-217-6
18	1	Screw, 1/4-20 x 1.25, ref. 1, 4	X-465-8
19	2	Washer, 1/2" 1, 4	*
20	2	Nut, hex 10-32 zinc-plated E73-E76, E99-E101	X-70-3
	2	Nut, hex 10-32 E104, E105	*
21	1	Washer, lock E73-E76, E99-E101	X-19-1

\* Common hardware. Procure locally.

# Group 109: 109: Skid and Plant Mounting



5613109A

HF-255000

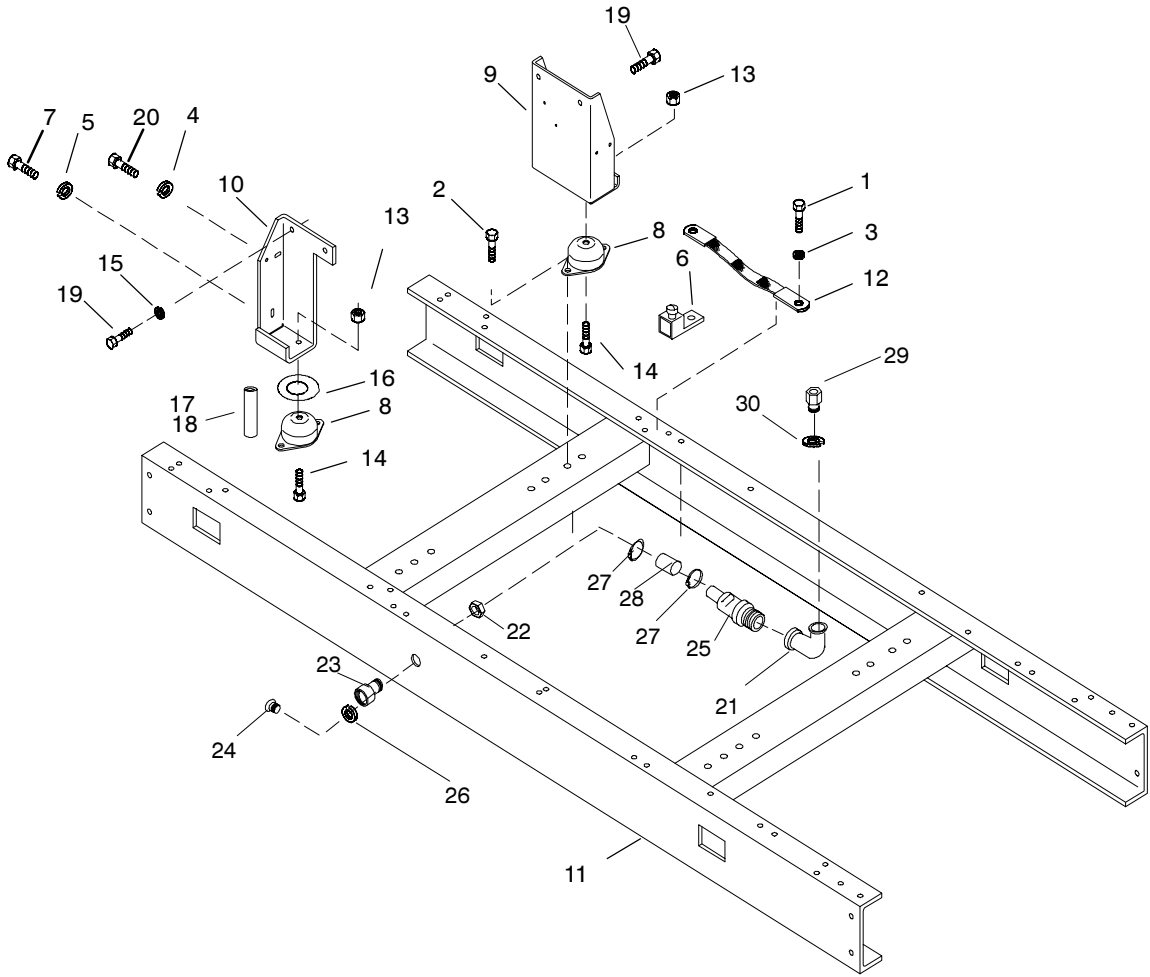
## Group 109: Skid and Plant Mounting (continued)

Item	Qty.	Description Variation	Part No.
1	2	5/16-18 hardware 1-4, 7-12, 13, 14, 16, 32, 33, 42-48, 52	*
2	4	1/2-13 hardware 1-4, 11, 12, 14	*
	4	3/8-16 hardware 7-10, 13, 14, 16, 32, 33, 42, 43, 46, 47, 52	*
	2	3/8-16 hardware 44, 45, 49	
3	4	Washer, 5/16 int. tooth lock 1, 2, 4, 7-14, 16, 32, 33, 42-49, 52, 69 K1, K2	X-22-16
	2	Washer, 5/16 int. tooth lock 3	X-22-16
4	2	Washer, 1/2 int./ext. tooth lock 1, 2, 7-12, 16, 44, 45, 48, 49, 52 K1, K2	X-22-26
5	4	Washer, 5/8 split lock 1, 2, 7-12, 16, 32, 33, 42, 43, 45, 48, 49	*
	2	Washer, 5/8 split lock 44, 46, 47, 52	*
6	1	Terminal, grounding (early models) 1, 2, 3, 4, 11, 12	X-377-11
7	4	Screw, 5/8-11 x 1, gr. 5 1, 2, 7-12, 16	X-6021-3
	4	Screw, hex head 32, 33, 44, 45, 48, 49, 52 K1, K2	X-6069-7
	2	Screw, 5/8-11 x 1, gr. 5 42, 43, 46, 47	X-6021-3
8		Damper, vibration	
	4	1, 11	244210
	2	2, 12	244210
	2	2, 12 (red)	273514
	4	3, 4 (top)	274266
	4	3, 4 (2 1/2 dia. bottom)	286020
		Damper, vibration engine end	
	2	7, 8, 16, 44-47, 49, 52, K1, K2	324073
	2	9, 32, 42, 48	324389
	2	10, 33, 43	336022
	2	13	336813
	2	14	324392
		Damper, vibration generator end	
	2	7	324074
	2	8	324075
	2	9, 14, 16	324391
	2	10	336024
	2	13	324392
	2	14	324393

Item	Qty.	Description Variation	Part No.
9		Support, engine (left)	
	1	1, 2, 11, 12	273419
	1	7, 8, 16, 44-47, 49, 52 K1, K2	222941
	1	9, 10, 42, 43	222990
	1	32, 33, 48	352357
10		Support, engine (right)	
	1	1, 2, 11, 12	273420
	1	7, 8, 16, 44-47, 49, 52 K1, K2	222940
	1	9, 10, 42, 43	222989
	1	32, 33, 48	352356
		Support, engine	
	2	3, 13	273435
	2	4	273513
	2	14	336083
11	1	Skid	
		1	273421
		2	273477
		3	276970
		4	273497
		7, 8, 46	222926
		9, 10	222946
		11	222798
		12	222791
		13	336002
		14	336083
		16, 47	336530
		32, 33	352329
		42, 43	352502
		44	352524
		45	352540
		48	352504
		49, 52	352986
		K1	360424
		K2	360425
12	1	Strap, ground all	290418
13	2	Nut, 1/2-13 nylon lock 9, 10, 13, 14, 44-47, 49, 52 K1, K2	X-101-23
	2	Nut, 5/8-11 nylon lock 9, 10, 13, 14, 32, 33, 42, 43, 48	X-101-15
	4	Nut, 1/2-13 nylon lock 1, 2, 3, 4, 7, 8, 11, 12, 16	X-101-23
14	4	1/2-13 hardware 1, 2, 3, 4, 11, 12	*
	4	Screw, 1/2-13 x 2 1/2 7, 8, 16, 46, 47	X-129-23
	2	Screw, (generator end damper) 9, 10	X-129-27
	2	Screw, (engine end damper) 9, 10, 13, 14, 32, 33, 42, 43, 48	X-6021-12
	2	Screw, 5/16-24 x .75 13, 14	X-129-30
	2	Screw, 1/2-13 x 2 1/2 44, 45, 49, 52	X-129-23
15	1	Washer, 3/4 int. tooth lock 3, 4, 13, 14	X-22-17

\* Common hardware. Procure locally.

# Group 109: Skid and Plant Mounting (continued)



## Group 109: Skid and Plant Mounting (continued)

Item	Qty.	Description Variation	Part No.
16	4	Washer, 17/32 x 1 1/2 x 1/8 plain 3	X-25-110
8	8	Washer, 17/32 x 1 1/2 x 1/8 plain 4	X-25-110
8	8	Washer, plain 7, 8, 16, 46, 47	X-25-140
2	2	Washer, plain 9, 10, 13, 14	X-25-103
2	2	Washer, plain 9, 10, 32, 33, 42, 43, 48	X-25-112
2	2	Washer, plain 44, 45, 49, 52 K1, K2	X-25-140
2	2	3/8-16 hdw 49	*
17	2	Spacer, rear .509 x .609 x 2.9 3, 4	X-400-171
2	2	Spacer 9, 10, 16	X-400-154
2	2	Spacer 13, 14	X-400-197
18	2	Spacer, front .509 x .609 x 2.75 3, 4	X-400-173
19	4	Screw, 3/4-10 x 1 1/2, gr. 5 3, 4, 13, 14	X-6239-2
20	2	1/2-13 hardware 1, 2, 11, 12, 32, 33, 42, 43, 46-49, 52	*
4	4	1/2-13 hardware 44, 45	*
21	1	Elbow, street 32, 33, 42-45, 48, 52	X-211-1
22	1	Nut, hex 1-14 32, 33, 42-47, 52 K1, K2	X-80-1
23	1	Adapter, hose 32, 33, 42-45, 52 K1, K2	273729
24	1	Plug, drain 32, 33, 42-47 K1, K2	241062
25	1	Valve, oil drain 32, 33, 42-49, 52 K1, K2	272701
26	1	Washer, nylon .875 ID 1.12 OD 32, 33, 42, 43, 46, 47 K1, K2	276552
1	1	Washer, nylon .75 ID 1.0 OD 44, 45	X-6278-7
27	2	Clamp, hose 32, 33, 42-47 K1, K2	X-426-10

Item	Qty.	Description Variation	Part No.
28	1	Hose, oil-proof 32, 33 .....	X-577-47
		42, 43 .....	X-577-38
		46, 47 .....	X-577-9
		44, 45 K1, K2 .....	X-577-8
29	1	Bushing, adapter 32, 33, 44, 45, 48, 49, 52 K1, K2	352360
30	1	Washer, nylon .75 ID 1.0 OD 32, 33, 44, 45, 48, 49, 52 K1, K2	X-6278-7

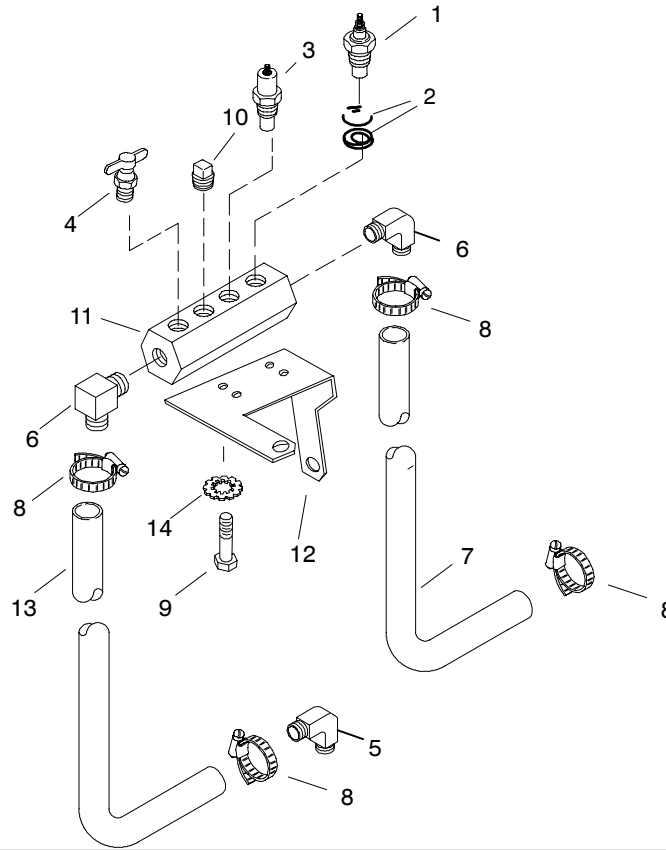
### Modular Spec Cross-Reference Table

Some modular generator specs listed in the specification number index require a skid kit. Refer to the generator set nameplate to identify the skid kit number installed on your generator set. Use the following table to identify the equivalent variation number. The kit's parts list matches the parts list for the equivalent variation number.

Skid Kit	Equivalent Variation Number
352363	32
352376	33
352492	42
352493	43
352571	44
352572	45
352951	46
352492	42
360394	51
360457	K1
360458	K2

\* Common hardware. Procure locally.

# Group 110: Water Temperature Switches



ES-273000-G

Item	Qty.	Description Variation	Part No.
1	1	Switch, water temp. shutdown 1, 4, 6, 10	241481
	1	Switch, water temp. shutdown 2, 3, 7, 8	241308
	1	Switch, sensor E73-E76, E92-E97, E104, E105	352337
	1	Switch, sensor E89, E90	352505
	1	Switch, water temp. shutdown E106, E107	336923
	1	Plug, pipe E99-E101	X-75-28
2	1	Washer, lock #8 E92-E97, E104, E105	X-22-7
	1	Washer, lock #6 E92-E97, E104, E105	X-22-6
3	1	Sender, water temperature 1-4, 6-8, 10	268298
	1	Switch, sensor E99-E101	352505
	1	Adapter, water temp. sender (not shown) 3, 7	273692
	1	O-ring (not shown) 3, 7	273693
4	1	Valve, 1/2 NPT drain 1, 4, 6, 10, E99-E101	X-256-5

Item	Qty.	Description Variation	Part No.
5	1	Connector, 1/4 NPT, 1/2 hose I.D. 1, 4, 6, 10, E99-E101	X-391-15
6	2	Connector, 1/4 NPT, 1/2 hose I.D. 1, 4, 6, 10, E99-E101	X-391-21
7	1	Line, 1/2 I.D. fuel, flexible 1, 4, 6, 10, E99-E101	X-422-6
8	4	Clamp, 1 in. hose 1, 4, 6, 10, E99-E101	X-426-10
9	2	Screw, 1/4-20 x 1/2, ref. 1, 4, 6, 10, E99-E101	X-465-6
10	1	Plug, pipe 1/2" 1, 4, 6, 10, E99-E101	X-75-28
11	1	Manifold, water temperature (sensor block) 1, 4, 6, 10, E99-E101	273659
12	1	Bracket, mounting 1, 4, 6, 10, E99-E101	275529
13	1	Hose, molded 1, 4, 6, 10, E99-E101	276574
14	1	Washer, shakeproof 1, 4, 6, 10, E99-E101	X-22-12
	2	Washer, 1/4 10	*
	1	Washer, 1/4 E99-E101	*

\* Common Hardware. Procure locally

## Group 119: Recommended Spare Parts

Item	Qty.	Description Variation	Part No.
1	5	Fuse, 1.5 amp 1, 3, 5, 7, 9, 11, 13, 15, 17, 25, 26	291207
2	5	Fuse, 3 amp 1, 3, 5, 7, 9, 11, 13, 15, 17, 25, 26	243273
3	5	Fuse, 15 amp 1, 3, 5, 7, 9, 11, 13, 15, 17, 25, 26	283645
4	1	Main Circuit Board 1, 3, 5, 7, 9, 11, 13, 15, 17	G-292806
5	1	Photo Board all	B-292902
6		Split Activator	
	1	9, 10, 11, 12 .....	A-233999
	1	1, 2, 3, 4, 13-16, 25-28 .....	B-258545
	1	5, 6, 7, 8, 17, 18 .....	B-258549
7	1	LED Board all	A-257099
8	1	Voltage Regulator all	C-255670
9	1	Indicator Board 1, 3, 5, 7, 9, 11, 13, 15, 17	B-292357
10	1	Speed Sensor 1, 3, 5, 7, 9, 11, 13, 15, 17	241927
11	5	Bulb 1, 3, 5, 7, 9, 11, 13, 15, 17, 25, 26	255126
12		Upper Radiator Hose	
	1	1, 3, 13, 15 .....	273417
	1	5, 17 .....	273462
	1	7, 9 .....	273444
	1	25, 26, 28 .....	352522
	1	11 .....	336101
13		Lower Radiator Hose	
	1	1, 3, 13, 15 .....	273418
	1	5, 17 .....	273463
	1	7, 9 .....	273777
	1	11 .....	273930
	1	25, 26, 28 .....	352523

Item	Qty.	Description Variation	Part No.
14	1	Thermostat 1, 2, 5-12, 17, 18	223676
	1	Thermostat 3, 4, 13, 14, 15, 16	223595
15		Thermostat Gasket	
	1	1, 2, 3, 4 .....	223626
	1	5, 6, 17, 18 .....	224012
	1	7-12 .....	223762
	1	13, 14, 15, 16 .....	336445
16		Fan Belt	
	1	1, 2, 13, 14 .....	224263
	1	3, 4, 15, 16 .....	223640
	1	5, 6, 17, 18 .....	224256
	1	7-12 .....	223959
17	4	Air Filter 1, 2, 3, 4, 13, 14, 15, 16, 25-28	253107
	4	Air Filter 5-7, 9-12	253108
	4	Air Filter 8	254477
18	4	Fuel Filter 1-6, 13, 14, 15, 16	224795
	4	Fuel Filter 7-12	223953
	4	Fuel Filter 17, 18	336545
19	10	Oil Filter 1-6, 13-18	223604
	10	Oil Filter 7-12	223673
20		Injector	
	4	1, 2, 13, 14 .....	224299
	4	3, 4, 15, 16 .....	224171
	6	5, 6, 17, 18 .....	224171
	6	7, 8, 9, 10 .....	223965
	6	11, 12 .....	223941
21	1	Main Circuit Board 25, 26, 28	A-336415
22	1	Indicator Board 25, 26, 28	A-336432

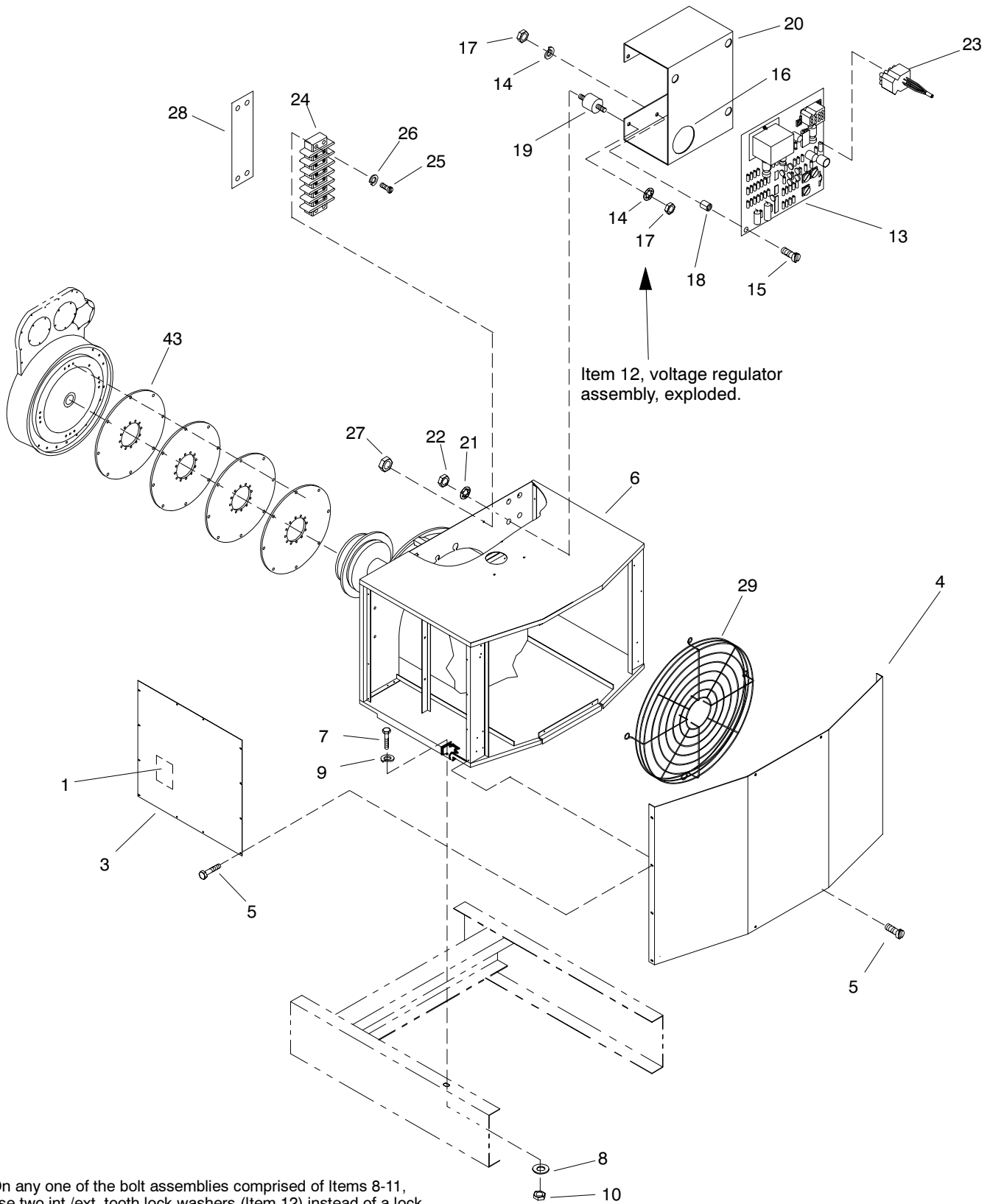
# Group 119: Recommended Spare Parts

Use this table to determine recommended spare parts for generator set specs with an asterisk (\*) in the recommended spare parts column (Group 119) of the specification number index

Description	Part Number													
	20ROZJ	30ROZJ	40ROZJ	50ROZJ	60ROZJ	80ROZJ	100ROZJ	125ROZJ	150ROZJ	180ROZJ				
Fuse, 1.5 Amp	291207	291207	291207	291207	291207	291207	291207	291207	291207	291207				
Fuse, 3 Amp	243273	243273	243273	243273	243273	243273	243273	243273	243273	243273				
Fuse, 15 Amp	283645	283645	283645	283645	283645	283645	283645	283645	283645	283645				
Voltage Regulator	C-255670	C-255670	C-255670	C-255670	C-255670	C-255670	C-255670	C-255670	C-255670	C-255670				
Main Circuit Board	G-292806	G-292806	G-292806	G-292806	G-292806	G-292806	G-292806	G-292806	G-292806	G-292806				
Indicator Board	B-292357	B-292357	B-292357	B-292357	B-292357	B-292357	B-292357	B-292357	B-292357	B-292357				
LED Board	A-257099	A-257099	A-257099	A-257099	A-257099	A-257099	A-257099	A-257099	A-257099	A-257099				
Photo Board	B-292902	B-292902	B-292902	B-292902	B-292902	B-292902	B-292902	B-292902	B-292902	B-292902				
FR Activator	B-258545	B-258545	B-258545	B-258545	B-258545	B-258545	B-258545	B-258545	B-258545	B-258545				
Speed Sensor	241927	241927	241927	241927	241927	241927	241927	241927	241927	241927				
Bulb	255126	255126	255126	255126	255126	255126	255126	255126	255126	255126				
Upper Radiator Hose	273417	273417	273417	273417	273417	273417	273462	273444	273444	273444				
Lower Radiator Hose	273418	273418	273418	273418	273418	273418	273463	273443	273443	273930				
Bypass Hose	X-422-26	X-422-26	X-422-26	—	X-422-26	—	—	—	—	—				
Bypass Hose	X-312-41	X-312-41	X-312-41	—	X-312-41	—	—	—	—	—				
Thermostat	223676	223676	223676	223676	223595	223676	223676	223676	223676	223676				
Thermostat Gasket	233626	233626	233626	233626	233626	233626	224012	223762	223762	223762				
Fan Belt Set	224263	224263	224263	224263	223640	224256	224256	223959	223959	223959				
Air Filter	254471	254471	254471	254471	253107	253108	253108	253108	253108	253108				
Oil Filter	279449	279449	223604	223604	223604	223604	223604	223673	223673	223673				
Fuel Filter	223414	223414	223414	223414	223414	224236	224236	223953	223953	223953				
Injector	224299	224299	224299	224299	224171	224171	224171	223965	223965	223941				

This page intentionally left blank.

# Group 201: Generator and Mounting



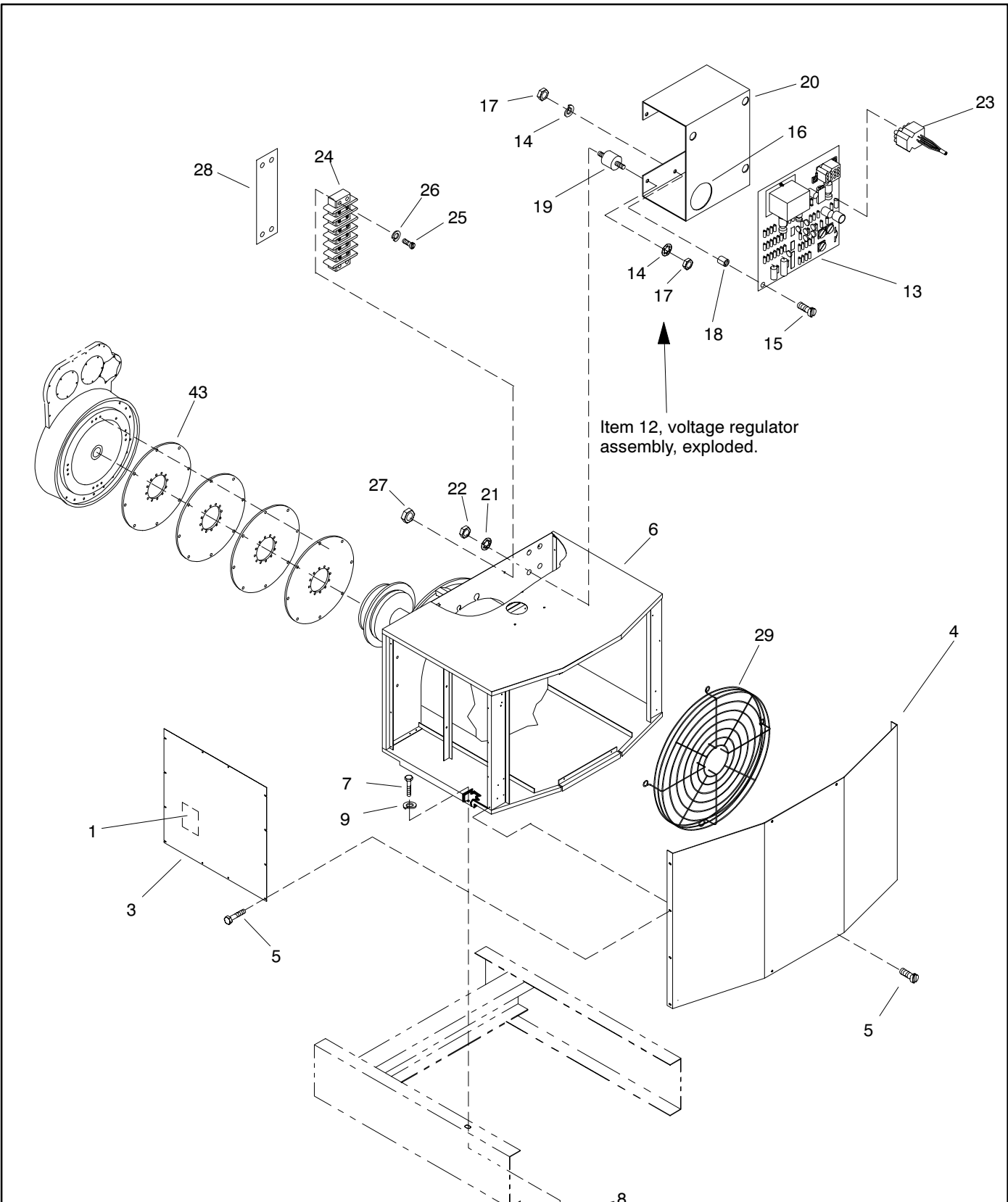
## Group 201: Generator and Mounting (continued)

Item	Qty.	Description Variation	Part No.
1	1	Decal, warning (hazardous voltage/moving parts) all	257438
2	1	Decal, warning (unbalanced weight) all	257441
3	2	Cover, side 1-4, 10-14, 17, 57, 58 ..... 273429 5, 6, 15, 16, 20, 59, 60 ..... 273484 9, 19, 21, 22, 24-26 ..... 273495 27-41 ..... 276610 42-56, 49-53, 87, 123-132, 134-143, 146, 147 ..... 222833 47, 48, 54-56, 61, 63, 91-94, 100, 101, 116-122, 145 ..... 222835 62, 64, 65, 70 ..... 336001	
4	1	Cover, rear 1-4, 10-14, 17, 57, 58 ..... 273430 5, 6, 15, 16, 20, 59, 60 ..... 273483 8 ..... 258275 9, 19, 21, 22, 24-26 ..... 273496 27-32, 35-39 ..... 276653 33, 40, 41 ..... 276654 42-56, 49-53, 87, 123-132, 134-143, 146, 147 ..... 222834 47, 48, 54-56, 91-94, 100, 101, 116-122, 145 ..... 222836 61, 63 ..... 222838 62, 64, 65, 60 ..... 336004	
5		Screw, 10-24 x 1/2	
	16	1-8, 10-18, 20, 27-41, 57-60 ...	X-6216-1
	20	9, 19, 21-26 .....	X-6216-1
	12	42-55, 61-65, 70, 87, 91-94, 100, 101, 116-132, 134-147 .....	X-6216-1

Item	Qty.	Description Variation	Part No.
6	1	Box, junction 1-4, 10-14, 17, 57, 58 ..... 273428 5, 6, 15, 16, 20 ..... 273482 8, 18 ..... 258270 9, 19, 21, 22, 24-26 ..... 273494 21 ..... 273841 27-31, 35, 36, 38, 39 ..... 276640 32, 33, 40, 41 ..... 276641 42-56, 49-53, 87, 123-132, 134-143, 146, 147 ..... 222823 47, 48, 91-94, 100, 101, 116-122, 145 ..... 222824 59, 60 ..... 222793 61, 63 ..... 222825 62, 64, 65, 70 ..... 222844	
	1	Bracket, junction box (not shown) 62, 64, 65, 70	336085
	2	Bracket, junction box (not shown) 91-94, 100, 101, 145-147	352343
	2	Support, junction box (not shown) 123-132, 134-143	352625
7	4	Screw, 5/16-18 hardware all except 91-94, 100, 101, 116-118, 120-122, 134-143	*
	2	Hardware, 3/8-16 119	*
	4	Hardware, 3/8,-16 91-94, 100, 101, 116-118, 120-132, 134-143	*
	4	Bolt, 1/4-20 146, 147	*
8	4	Washer, 5/16 split lock all except 87, 91-94, 100, 101, 116-122, 134-143	*
	4	Hardware, 3/8-16 87 91-94, 100, 101, 116-122, 134-145	*

\* Common hardware. Procure locally.

# 201: Generator and Mounting (continued)



On any one of the bolt assemblies comprised of Items 8-11, use two int./ext. tooth lock washers (Item 12) instead of a lock washer and a plain washer (Items 9 & 10) to ground the junction box.

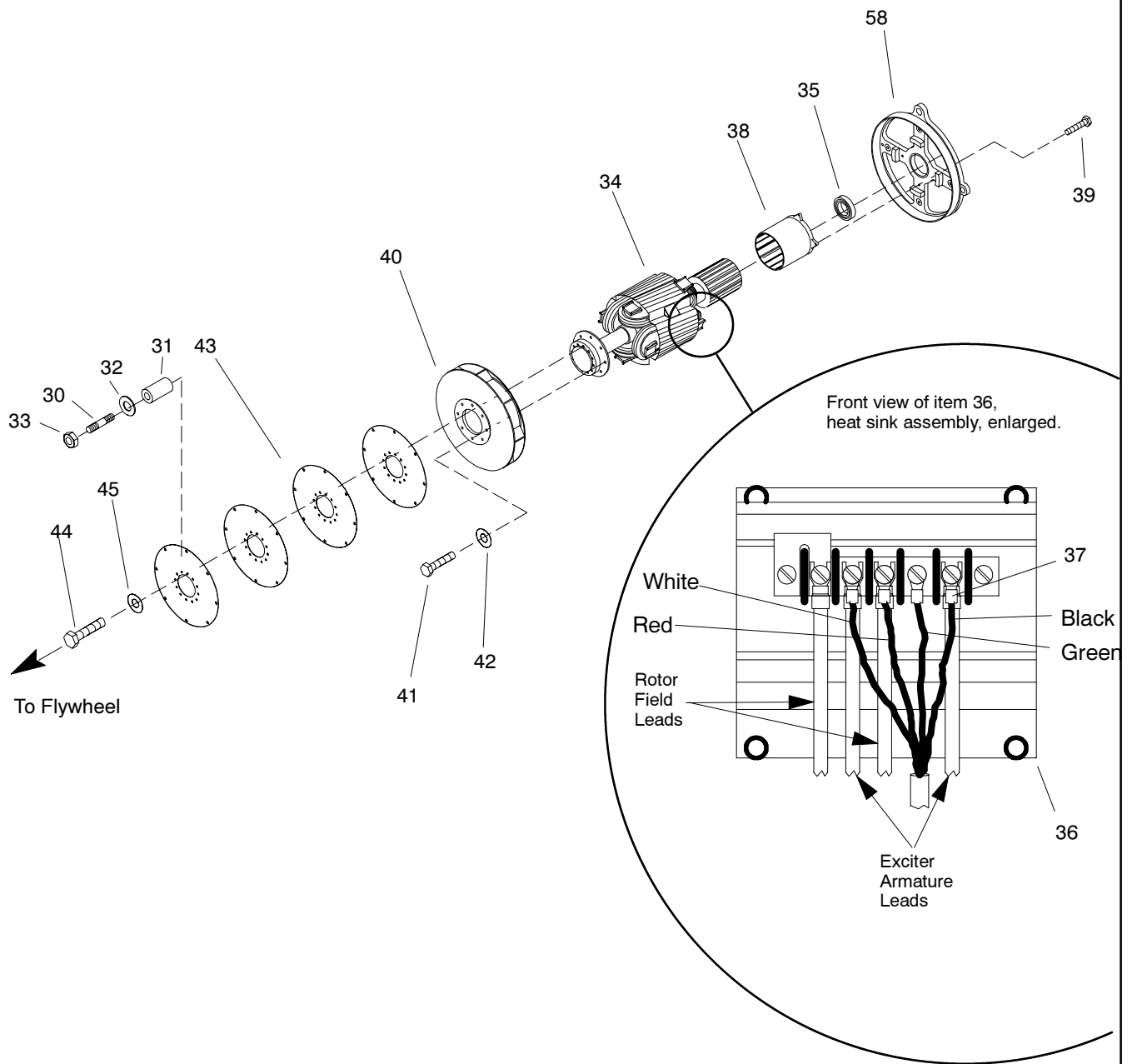
## Group 201: Generator and Mounting (continued)

Item	Qty.	Description Variation	Part No.
9	4	Washer, 11/32 x 1/16 x 1/16 plain 1-6, 8-20, 22, 24-26	X-25-85
10	6	Nut, 5/8-18 hardware all except 87, 91-94, 100, 101, 116-122, 134-143, 146, 147	*
	2	Washer, lock 1/2 87	X-22-12
	6	Nut, 3/8-16 hardware 91-94, 100, 101, 116-118, 134-143, 146, 147	*
	2	Hardware, 3/8-16 119	*
	2	Washer, lock 1/2 120-122	X-22-14
	4	Hardware, 3/8-16 123-128	*
	4	Washer, lock 1/2 129-132, 144, 145	X-22-14
11	2	Washer, 3/8 int./ext. tooth lock 1-6, 8, 10-18, 20, 27-41, 57-60	X-22-16
	2	Washer, 3/8 int./ext. tooth lock 42-55, 61-65, 70, 91-94, 100, 101, 116-132, 134-143	X-22-14
12	1	Regulator assembly, voltage 1-41, 57-60	B-292789
13	1	Board assy., circuit (voltage reg.) all	C-255670

Item	Qty.	Description Variation	Part No.
14	8	Washer, #8 ext. tooth lock 1-41, 57-60	X-22-20
15	5	Screw, 8-32 x 3/4 1-41, 57-60	X-51-11
16	1	Bushing, 1 1/2 plastic hose 1-41, 57-60	X-634-16
17	8	Nut, 8-32 1-41, 70	X-72-4
18	5	Bushing, 1/4 x 3/8 x 7/16 insulation 1-41, 57-60	239513
19	3	Mount, vibro 1-41, 57-60	259919
	4	Standoff, circuit board 42-56, 61-65, 70, 87, 91-94, 100, 101, 116-132, 134-147	360459
20	1	Bracket, regulator 1-41, 57-60	282832

\* Common hardware. Procure locally.

# 201: Generator and Mounting (continued)



D-272000  
A-257965

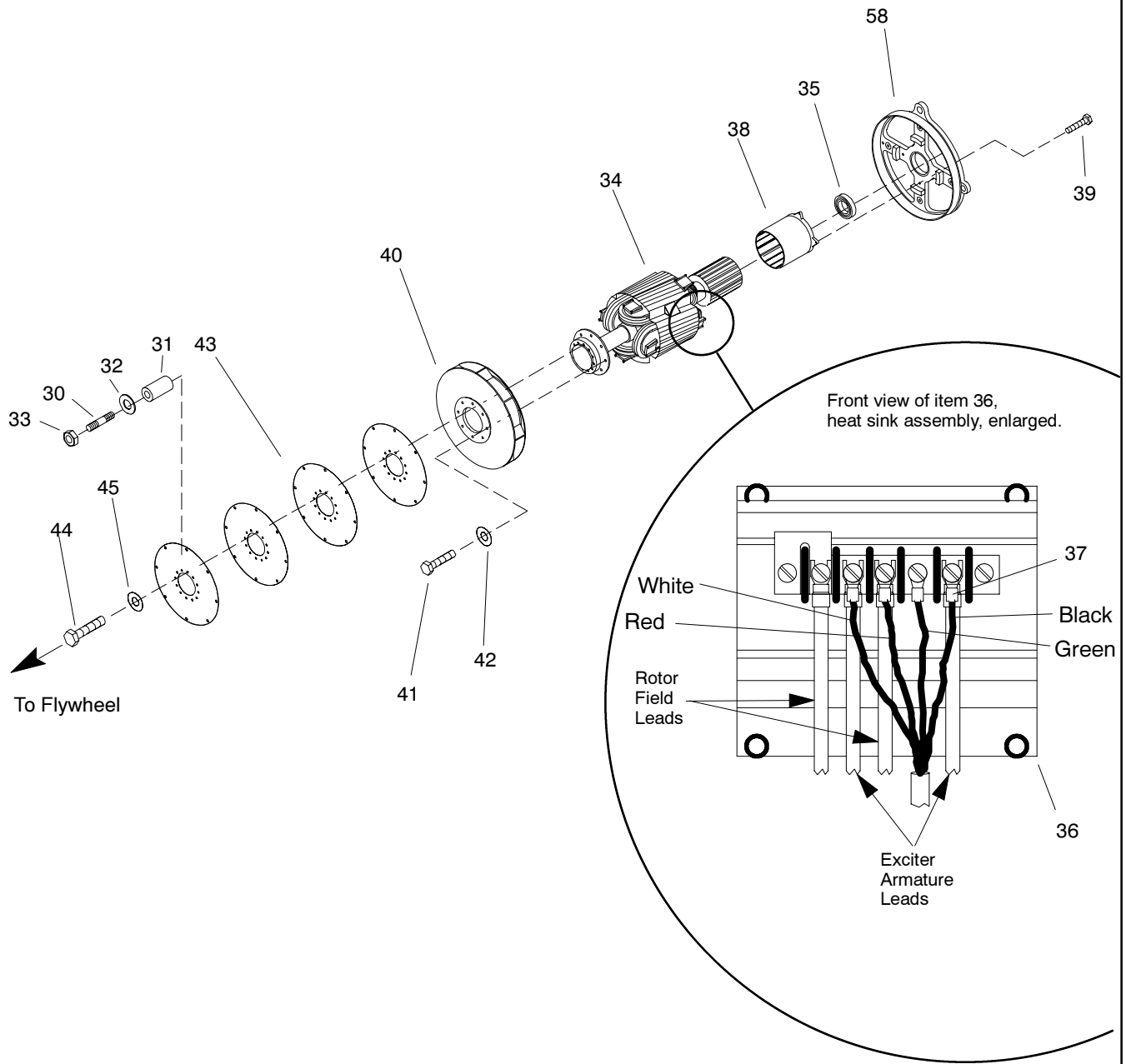
## Group 201: Generator and Mounting (continued)

Item	Qty.	Description Variation	Part No.
21	3	Washer, #8 split lock 1-41, 57-60	X-18-2
	8	Washer, #8 split lock	
22	3	Nut, 8-32 1-41, 57-60	*
	4	Nut 8-32 87, 144, 145	X-72-4
	9	Nut, 8-32 119	*
	4	Nut, 8-32 123-132, 146, 147	*
23	1	Harness, wiring all except 62, 64, 65, 70	255481
	1	Harness, wiring 62, 64, 65, 70	354118
24	1	Block, terminal (6-terminal) all	295314
25	2	Screw, 8-32 x 3/4 all	X-51-11
26	2	Washer, #8 split lock 1-41, 57-60	X-18-2
27	2	Nut, 8-32 all except 87, 91-94, 100, 101, 116-132, 134-143, 146, 147	X-72-4
	2	Nut, 8-32 87, 91-94, 100, 101, 116-132, 134-147	*
28	1	Marker, strip all	255080
29		Guard, generator (covers end bracket)	
	1	2, 4, 13, 14, 17	273733
	1	15, 16, 18	273734
	1	19, 25	274598
	1	29, 30, 33, 37, 38	274597

Item	Qty.	Description Variation	Part No.
30	8	Stud, 3/8-16 x 4 all except 9, 19, 21-26, 62, 64, 65, 70	X-352-63
	8	Stud, 1/2-13 x 3 9, 19	X-352-71
	8	Screw, 1/2-13 x 1/4 21, 24, 25, 26, 62, 64, 65, 70	X-129-54
31	8	Spacer, 13/32 x 5/8 x 2-1/2 all except 9, 19, 21-26	X-400-132
	8	Spacer, 17/32 x 1 x 3/4 9, 19, 22, 23	X-400-161
32	8	Washer, 13/32 x 13/16 hardened all except 9, 19, 21-26, 62, 64, 65, 70	X-801-3
	6	Washer, 15/32 x 59/64 hardened 9, 19, 21-26, 62, 64, 65	290945
	8	Washer, 15/32 x 59/64 hardened 70	290945
33	8	Nut, 3/8-16, gr. 5 all except 9, 19, 21-26, 91-94, 100, 101, 116-121, 146, 147	X-83-2
	8	Nut, 1/2-13, gr. 5 9, 19, 22, 23	X-89-17
	8	Nut, 3/8-16 91-94, 100, 101, 116-121, 123-132, 134-147	*
	6	Screw, hex M10-1.75 x 1-3/8 146, 147	X-6051-4
34	1	Rotor assembly (Includes Items 35-36) 1, 2, 45, 52, 129, 130, 140, 141 . 3, 4, 46, 53, 58, 131, 132, 142, 143 . . . . . 5, 15, 27, 29 . . . . . 6, 16, 28, 30 . . . . . 8, 18, 20, 31-33 . . . . . 10, 13, 43, 50, 57, 125, 126, 136, 137 . . . . . 11, 14, 44, 51, 127, 128, 138, 139 . . . . . 12, 17, 42, 49, 123, 124, 134, 135 . . . . . 9, 19, 21 . . . . . 22 . . . . . 23, 24, 25, 62, 64 . . . . . 26, 65 . . . . . 35, 37, 47, 54, 59, 91, 92, 116, 117 . . . . . 36, 38, 48, 55, 60, 93, 94, 118, 119 . . . . . 39-41, 56, 61, 63, 122 . . . . . 70 . . . . . 87, 146 . . . . . 100, 101, 120, 121 . . . . . 144 . . . . . 145 . . . . . 147 . . . . .	A-258977 A-258975 A-257521 A-257522 A-257523 A-258979 A-258978 A-258980 A-257837 A-257838 A-257959 A-257960 A-276664 A-276665 A-276666 A-257962 A-352297 A-343443 A-352303 A-352306 A-352300

\* Common hardware. Procure locally.

# 201: Generator and Mounting (continued)



D-272000  
A-257965

## Group 201: Generator and Mounting (continued)

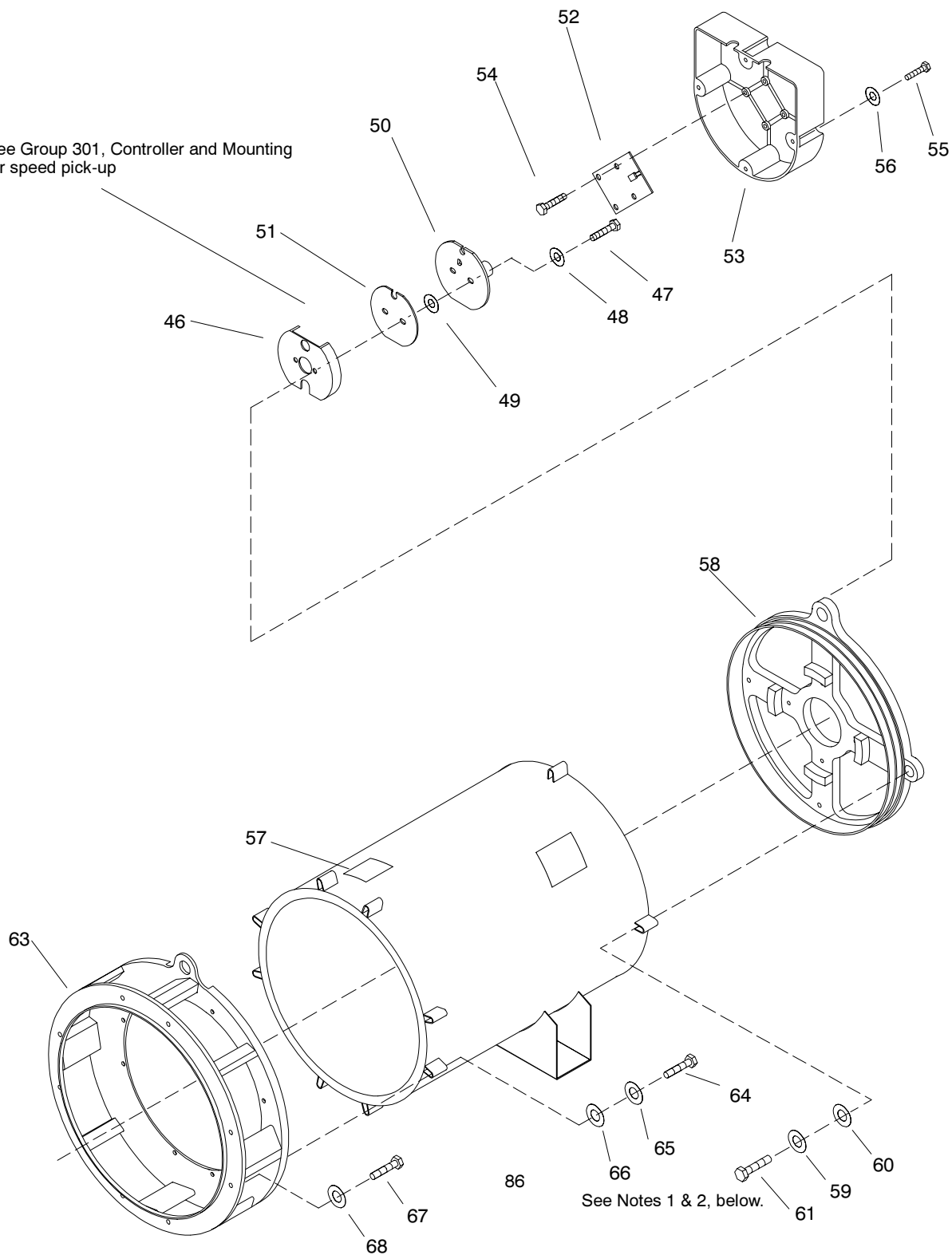
Item	Qty.	Description Variation	Part No.
35	1	Bearing, ball 1-4, 10-14, 17, 42-46, 49-53, 57, 58, 87, 94, 123-132, 134-143, 146, 147 .....	X-758-2
		5-8, 15, 16, 18, 20, 27-41, 47, 48, 54-56, 59-61, 63, 91-94, 100, 101, 116-119, 120-122, 144, 145 .....	X-758-6
		9, 19, 21-26, 62, 64, 65, 70 .....	X-758-9
36	1	Sink assy., heat (FRIL activator) 1-4, 10-14, 17, 42-46, 49-53, 57, 58, 87, 94, 119, 123-132, 134-143, 146 .....	B-258545
		5, 6, 8, 15, 16, 18, 20, 27-41, 47, 48, 54-56, 59-61, 63, 91-94, 100, 101, 116-122, 144, 145 .....	B-258549
		9, 19, 21-26, 62, 64, 65, 70 .....	A-233999
		144, 145 .....	A-257099
		147 .....	B-292902
37	2	Terminal, 3/16. F push-on 5, 6, 27, 28	X-431-19
	2	Terminal, 3/16. F push-on 9, 21	X-431-24
	4	Terminal, #8 eyelet 1-4, 8, 10-18, 20, 29-61, 63, 87, 91-94, 100, 101, 116-119, 120-132, 134-147	X-283-7
	4	Terminal, #6 spade 19, 22, 25, 64	X-285-1
	4	Terminal, 1/4 ins. F push-on 22, 24, 26, 65, 70	X-431-25
	5	Nut, hex 6-32 100, 120	X-101-24
38	1	Exciter assembly, field 1-8, 11, 14-16, 18, 20, 27-33, 44-46, 51-53, 58, 62, 127-132, 138-143, 147 .....	257081
		9, 19, 21, 22 .....	257569
		10, 12, 13, 17, 42, 43, 49, 50, 57, 87, 123-126, 134-137, 146 .....	257080
		23-26, 64, 65, 70 .....	257963
		35-41, 47, 48, 54-56, 59-61, 63, 91-94, 100, 101, 116-119, 120-122, 144, 145 .....	276657
39	4	Screw, 5/16-18 x 1-1/2, gr. 5 all except 70, 87, 146 .....	X-125-34
		70 .....	X-6238-1
		87, 146 .....	X-67-133

Item	Qty.	Description Variation	Part No.
40	1	Fan, generator 1-4, 10-14, 17, 42-46, 49-53, 56-58, 87, 122-132, 134-143, 146, 147 .....	257020
	1	5, 6, 8, 15, 16, 18, 20, 27-41, 47, 48, 54-56, 59-61, 63, 91-94, 100, 101, 116-119, 120-122, 144, 145 .....	257173
	1	9, 19, 21, 22-26, 62, 64, 65, 70 .....	257855
41	4	Screw, 3/8-16 x 1, gr. 5 1-6, 8, 10-18, 20, 27-63, 87, 91-94, 100, 101, 116-132, 134-147	X-6238-11
	8	Screw, 3/8-16 x 1-1/4, gr. 8 9, 19, 21-26, 62, 64, 65, 70	X-6238-11
42	4	Washer, 13/32 x 3/4 x 1/8 plain 1-6, 8, 10-18, 20, 27-61, 63, 87, 91-94, 100, 101, 116-132, 134-147	X-25-93
	8	Washer, 13/32 x 3/4 x 1/8 plain 9, 19, 21, 22-26, 62, 64, 65, 70	X-25-93
43	2	Disc, armature drive 1-4, 10-14, 17, 42-46, 49-53, 57, 58, 87, 123-132, 134-143, 146, 147 .....	257015
	3	5-8, 18, 20, 27-41, 47, 48, 54-56, 59-61, 63, 91-94, 100, 101, 116-119, 120-122, 144, 145 .....	257103
	4	9, 19, 21-26, 62, 64, 65, 70 .....	257581
	1	15, 16 .....	257103
	4	16, 18, 25-27, 34, 41, 63 .....	257581
44	8	Screw, 3/8-16 x 1-1/4, gr. 8 1-4, 10-14, 17, 42-46, 49-53, 57, 58, 87, 123-132, 134-143, 146, 147 .....	270956
	12	9, 19, 21-26, 62, 64, 65, 70 .....	270158
	12	5, 6, 8, 15, 16, 18, 20, 27-41, 47, 48, 54-56, 59-61, 63, 91-94, 100, 101, 116-119, 120-122, 144, 145 .....	270956
45	8	Washer, 13/32 x 13/16 hardened all except 6, 9, 15, 16, 19, 20, 21, 25, 26, 28, 29, 30, 31, 33, 35-38, 54-56, 59-61, 63, 70, 91-94, 100, 101, 116-119, 120-122	X-801-3
	12	Washer, 13/32 x 13/16 hardened 6, 9, 15, 16, 19, 20, 21, 25, 26, 28, 29, 30, 31, 33, 35-38, 40, 41, 47, 48, 54-56, 59-61, 63, 70, 91-94, 100, 101, 116-119, 120-122, 144, 145	X-801-3

\* Common hardware. Procure locally.

# 201: Generator and Mounting (continued)

See Group 301, Controller and Mounting for speed pick-up



Items 62 & 67, hard washers, go between bolt heads and Items 63 & 68, washers, when applicable.

Items 63 & 68 are tooled to specific dimensions to avoid breakage.

See Notes 1 & 2, below.

D-272000  
A-257965

## Group 201: Generator and Mounting (continued)

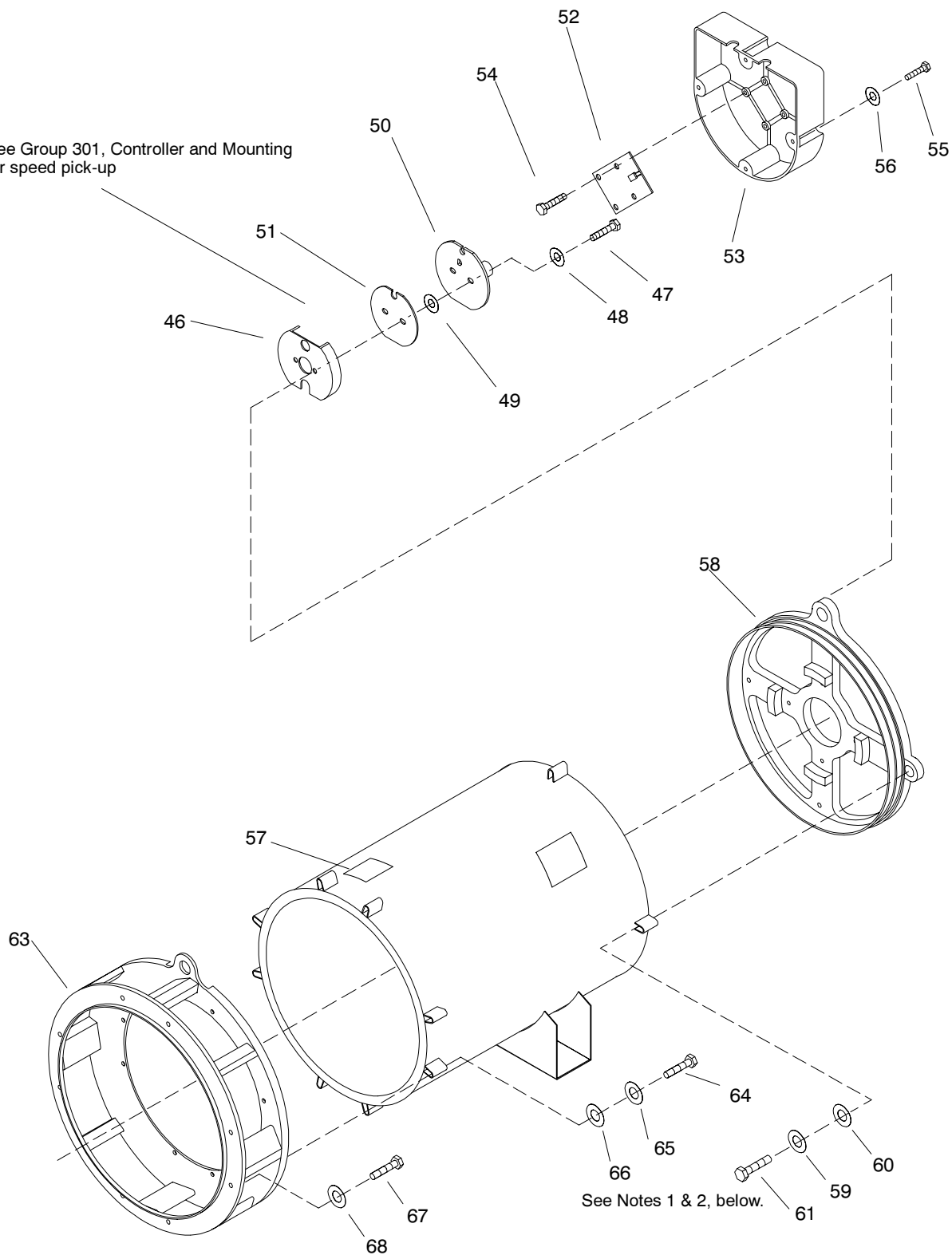
Item	Qty.	Description Variation	Part No.
46	1	Actuator, magnetic all	257077
47	2	Screw, 10-24 x 5/8 all	X-117-5
48	2	Washer, #10 int. tooth lock all	X-22-9
49	2	Washer, 7/32 x 1/2 x 1/16 insul. all	243321
50	1	Board assy., circuit (photo trans.) all	B-292902
51	1	Insulator all	257850
52	1	Board assembly, circuit (LED) all	A-257099
53	1	Cover, circuit board all	257258
54	4	Screw, #10 x 3/8 sheet metal all	X-6071-1
55	4	Screw, 10-24 x 5/8 all except 87, 100, 101, 120, 121, 146, 147	X-117-5
	4	Screw, 5/16-24 87, 146	X-125-34
	4	Screw, self-tapping 10-24 x 7/8 100, 101, 120, 121, 144, 145, 147	X-67-133

Item	Qty.	Description Variation	Part No.
56	4	Washer, #10 int. tooth lock all except 100, 120, 147	X-22-9
57	1	Decal, warning (unbalanced weight) all	257437
58	1	Bracket, end 1-4, 10-14, 17, 42-46, 49-53, 57, 58, 123-132, 134-143 . . .	257829
	1	5, 6, 8, 15, 16, 18, 20, 35-41, 47, 48, 54-56, 59-61, 63, 91-94, 116-119, 122 . . . . .	257167
	1	9, 21 . . . . .	257587
	1	Bracket, end (machined sleeve style) 19, 22-26, 62, 64, 65, 70 . . . . .	257982
	1	27-33, 100, 101, 120, 121, 144, 145 . . . . .	257983
		87, 146, 147 . . . . .	257984
	1	Ring, tolerance (used on 257829) 1-4, 10-14, 17, 42-46, 49-53, 57, 58, 123-132, 134-143	257830
	1	Ring, tolerance (used on 257167) 5, 6, 8, 15, 16, 18, 20, 35-41, 47, 48, 54-56, 59-61, 63, 91-94, 116-119, 122	257168
	1	Ring, tolerance (used on 257587) 9, 21, 24	257588
59	4	Washer, 13/32 x 3/4 x 1/8 plain all except 9, 19, 21, 22-26, 62, 64, 65, 70,	X-25-93
	4	Washer, 17/32 x 1-1/16 hardened 9, 19, 21, 22-26, 62, 64, 65, 70	290945
60	4	Washer, 9/16 x 1-1/4 x 5/32 19, 22, 24-26, 64, 65, 70	257951

\* Common hardware. Procure locally.

# 201: Generator and Mounting (continued)

See Group 301, Controller and Mounting for speed pick-up



Items 62 & 67, hard washers, go between bolt heads and items 63 & 68, washers, when applicable.  
 Items 63 & 68 are tooled to specific dimensions to avoid breakage.

D-272000  
 A-257965

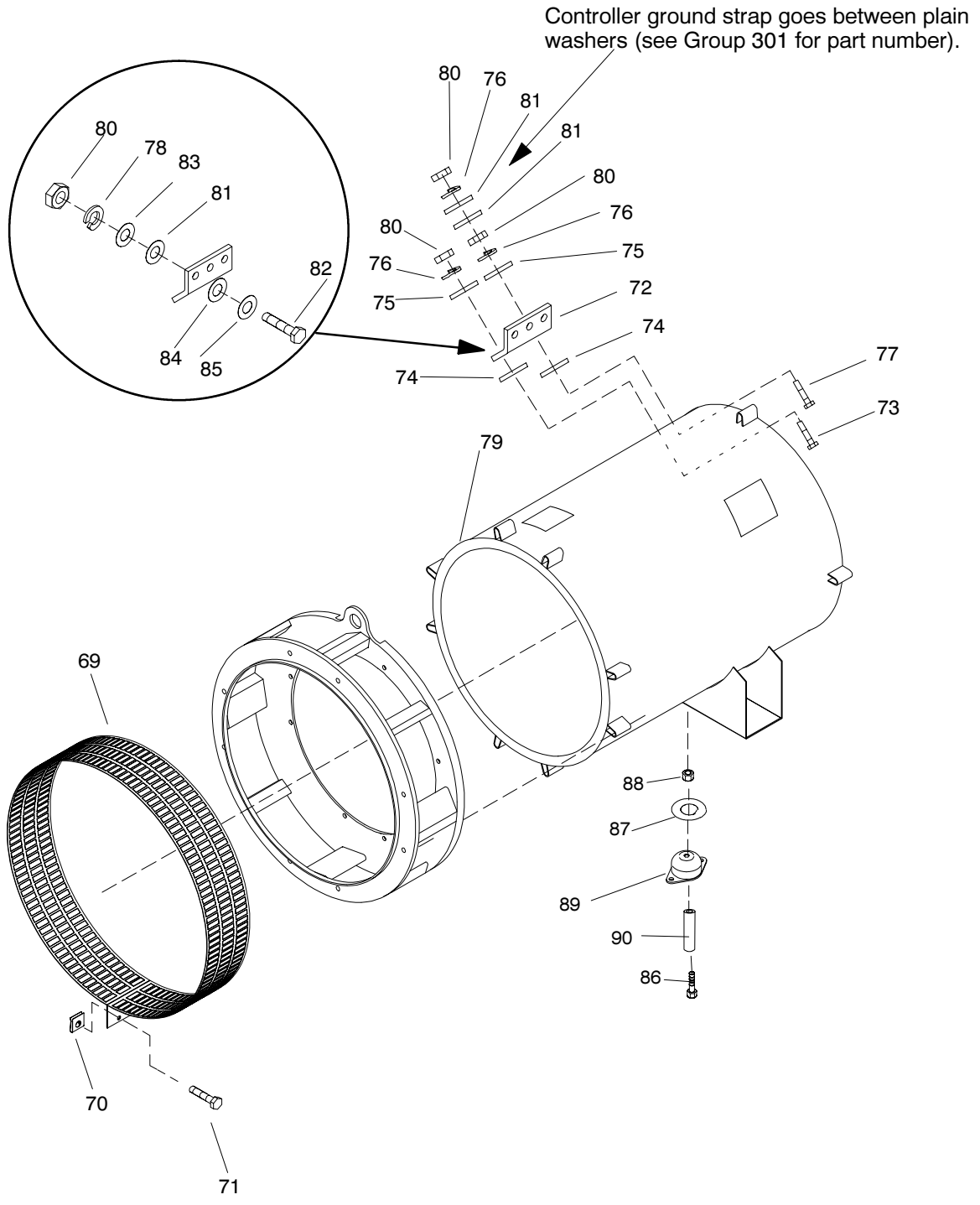
## Group 201: Generator and Mounting (continued)

Item	Qty.	Description Variation	Part No.
61	4	Screw, 3/8-16 x 2, gr. 5 1, 3, 10-12, 42-46, 57, 58, 87, 123, 125, 127, 129, 131, 134, 136, 138, 140, 142, 146, 147	X-6238-6
	4	Screw, 3/8-16 x 2 1/2, gr.5 2, 4, 13, 14, 17, 49-53, 124, 126, 128, 130, 132, 135, 137, 139, 141, 143	273736
	4	Screw, 3/8-16 x 3, gr. 5 5, 6, 8, 20, 27, 28, 31, 32, 35, 36, 39, 40, 47, 48, 56, 59, 60, 61, 91, 93, 116, 118, 100, 101, 120-122 144, 145	X-6238-9
	4	Screw, 3/8-16 x 3 1/2, gr. 5 15, 16, 18, 29, 30, 33, 37, 38, 41, 54, 55, 63, 92, 94, 117, 119	273737
	4	Screw, 1/2-13 x 3 1/4, gr. 5 9, 19, 21, 22, 24, 26, 65, 70	X-129-46
	4	Screw, 3/8-16 x 4, gr. 5 25, 64	273738
62	4	Nut, 5/16-18 5, 6, 8, 15, 16, 20, 27-33	*
	4	Nut, 3/8-16 9, 19, 22, 22, 49-55, 63, 92, 94, 117, 119, 124, 126, 128, 130, 132, 135, 137, 139, 141, 143	*
	4	Nut, 1/2-13 19, 25, 64	*
	8	Nut, 3/8-16 24-26, 65	*
63		Adapter, generator	
	1	1-4, 10-14, 17, 42-46, 49-53, 57, 58, 87, 123-132, 134-143, 146, 147 . . . . .	257019
	1	5, 6, 8, 15, 16, 18, 20, 27-40, 41, 47, 48, 54-56, 59-61, 63, 91-94, 100, 101, 116-119, 120-122, 144, 145 . . . . .	257175
	1	9, 19, 21, 22, 24-26, 62, 64, 65, 70 . . . . .	257579

Item	Qty.	Description Variation	Part No.
64	6	Screw, 3/8-16 x 2, gr. 5 1-4, 10-14, 17, 42, 46, 49-53, 58, 87, 123-132, 134-143, 146, 147	X-6238-6
	6	Screw, 3/8-16 x 3, gr. 5 5, 6, 8, 15, 16, 18, 20, 27-33	X-6238-9
	8	Screw, 1/2-13 x 3 1/4, gr. 5 9, 19, 21, 22-26, 62, 64, 65, 70	X-129-46
	5	Screw, 3/8-16 x 3, gr. 5 100, 101, 120, 121, 144, 145	X-6238-9
	1	Screw, 3/8-16 x 2, gr. 5 100, 101, 120, 121, 144, 145	X-6238-6
65	6	Washer, 13/32 x 3/4 x 1/8 plain 1-4, 6, 8, 10-18, 20, 27-53, 87, 91-94, 100, 101, 116-132, 134-147	X-25-93
	8	Washer, 17/32 x 1-1/16 hardened 9, 19, 21, 22, 24-26, 62, 64, 65, 70	290945
66	8	Washer, 9/16 x 1-1/4 x 5/32 9, 19, 21, 22-26, 62, 64, 65, 70	257951
67	6	Screw, 3/8-16 x 1 1/4, gr. 8 1-4, 10-14, 17, 42-46, 49-53, 57, 58, 134-143	270956
	6	Screw, 3/8-16 x 1, 1/4, gr. 8 5, 6, 8, 15, 16, 18, 20, 27-41, 47, 48, 54-56, 59-61, 63, 100, 116-120, 122	270158
	8	Screw, 7/16-14 x 1 1/2, ref. 9, 19, 21, 22-26, 62, 64, 65, 70	X-6024-3
	6	Screw, M8-1/4 x 1 91-94, 101, 121, 123-132, 144-147	X-6051-4
68	6	Washer, 13/32 x 13/16 hardened all except 9, 19, 21, 22-26, 62, 64, 65, 70	X-801-3
	8	Washer, 15/32 x 59/64 hardened 9, 19, 21, 22, 24-26, 70	X-801-6

\* Common hardware. Procure locally.

# 201: Generator and Mounting (continued)



D-272000  
A-257965

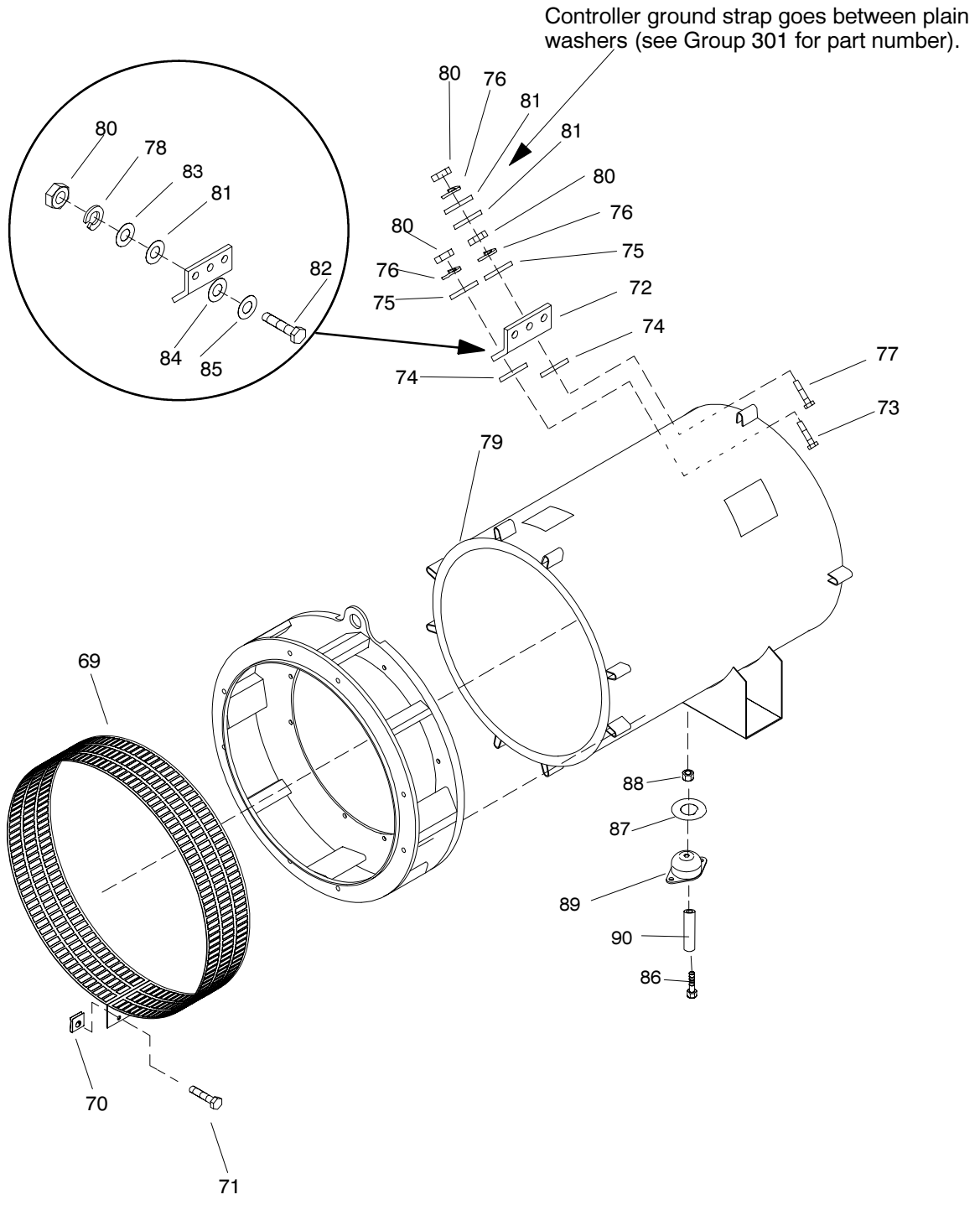
## Group 201: Generator and Mounting (continued)

Item	Qty.	Description Variation	Part No.
69	1	Guard, generator fan 1-4, 10-14, 17, 42-46, 49-53, 57, 58, 123-132, 134-143, 146, 147 (3-11/16 wide) . . . . .	257046
		5, 6, 8, 15, 16, 18, 20, 27-41, 47 48, 54-56, 59-61, 63, 91-94, 100, 101, 116-122 144, 145 (4-3/8 wide) . . . . .	257179
		9, 19-26, 62, 64, 65, 70 (5-7/8 wide) . . . . .	257582
70	2	Clip, 10-24 'J' speed all except 9, 19, 21-26, 62, 64, 65, 70	257442
	4	Clip, 10-24 'J' speed 9, 19, 21-26, 62, 64, 65, 70	257442
71	2	Screw, 10-24 x 1 1/4 in. all except 9, 19, 21-26, 62, 64, 65, 70, 146	X-67-125
	4	Screw, 10-24 x 1 1/4 in. 9, 19, 21-26, 62, 64, 65, 70, 146	X-67-125
72	1	Plate, ground lug 1-4, 10-14, 17, 42-46, 49-53, 57, 58, 123-132, 134-143 . .	257976
		5, 6, 8, 15, 18, 20, 27-41, 47, 48, 54-56, 59-61, 63, 91-94, 100, 101, 116-119, 120-122, 144, 145 . . . . .	257985
		9, 19, 21, 22-26, 62, 64, 65, 70 . . .	257978
		87, 146, 147 . . . . .	257986
73	1	Screw, 5/16-18 x 1, gr. 5 5, 6, 8, 15, 18, 20, 27-41, 47, 48, 54-56, 59-61, 63, 91-94, 100, 101, 116-119, 120-122, 144, 145	X-125-5
	1	Screw, 1/4-20 x .88 1-4, 10-14, 17, 42-46, 49-53, 57, 58, 87, 123-132, 134-143, 146, 147	X-465-18
	1	Screw, 3/8-16 x 1 9, 19, 21, 22-26, 62-65	X-6238-11
	1	Screw, 3/8-16 x 1 1/4 70	X-6238-4

Item	Qty.	Description Variation	Part No.
74	1	Washer, int./ext. tooth lock 5, 6, 8, 15, 18, 20, 27-41, 47, 48, 54-56, 59-61, 63 91-94, 116-119, 122 (5/16 in.) . . .	X-22-16
	1	1-4, 10-14, 17, 42-46, 49-53, 57, 58 123-132, 134-143 (1/4 in.) . . . . .	X-22-12
	1	9, 19, 21, 22-26, 64, 65 . . . . .	X-22-14
	2	87, 100, 101, 120, 121 144, 145 . . . . .	X-22-45
	2	146, 147 (3/8 in.) . . . . .	X-22-44
75	1	Washer, 0.406 x 1.0 x 0.078 plain 9, 19, 21, 22, 24-26, 64, 65	X-25-118
	1	Washer, 0.266 x 1.0 x 0.062 plain 1-4, 10-14, 17, 42-46, 49-53, 57, 58, 123, 123-132, 134-143	X-25-73
	2	Washer, plain 0.266 x 1 x 0.82 87, 146, 147	X-25-136
	5	Washer, plain 0.39 x 1 x 0.065 100, 101, 120, 121	X-25-138
	2	Washer, 5/16 144, 145	*
76	1	Washer, spring .344 x 1 x .102 5, 6, 8, 15, 18, 20, 27-41, 47, 48, 54-56, 59-61, 63, 91-94, 100, 101, 116-119, 120-122	X-6086-17
	1	Washer, spring .281 x .875 x .075 1-4, 10-14, 17, 42-46, 49-53, 57, 58, 123-132, 134-143, 147	X-6086-16
	1	Washer, spring .390 x .81 x .077 9, 19, 21, 22, 24-26, 64, 65	X-6086-6
	2	Washer, spring .281 x .875 x .075 87, 146	X-6086-16
	2	Washer, 5/16 144, 145	*
77	1	Screw, 5/16-18 x 1.75 5, 6, 8, 15, 18, 20, 27-41, 47, 48, 91, 92, 94, 100, 116, 100, 101, 117, 119-122, 144, 145	X-791-7
	1	Screw, 1/4-20 x 1.5 1-4, 10-14, 17, 42-46, 49-53, 87, 123-132, 134-143, 146, 147	X-791-5
	1	Screw, 3/8-16 x 1.75 9, 19, 21, 22, 24-26, 64, 65	X-791-6
	1	Screw 70	X-6238-1
78	3	Washer, spring 0.390 x 0.81 x 0.077 9, 19, 21, 22, 24-26, 64, 65	X-6086-6

\* Common hardware. Procure locally.

# 201: Generator and Mounting (continued)



D-272000  
A-257965

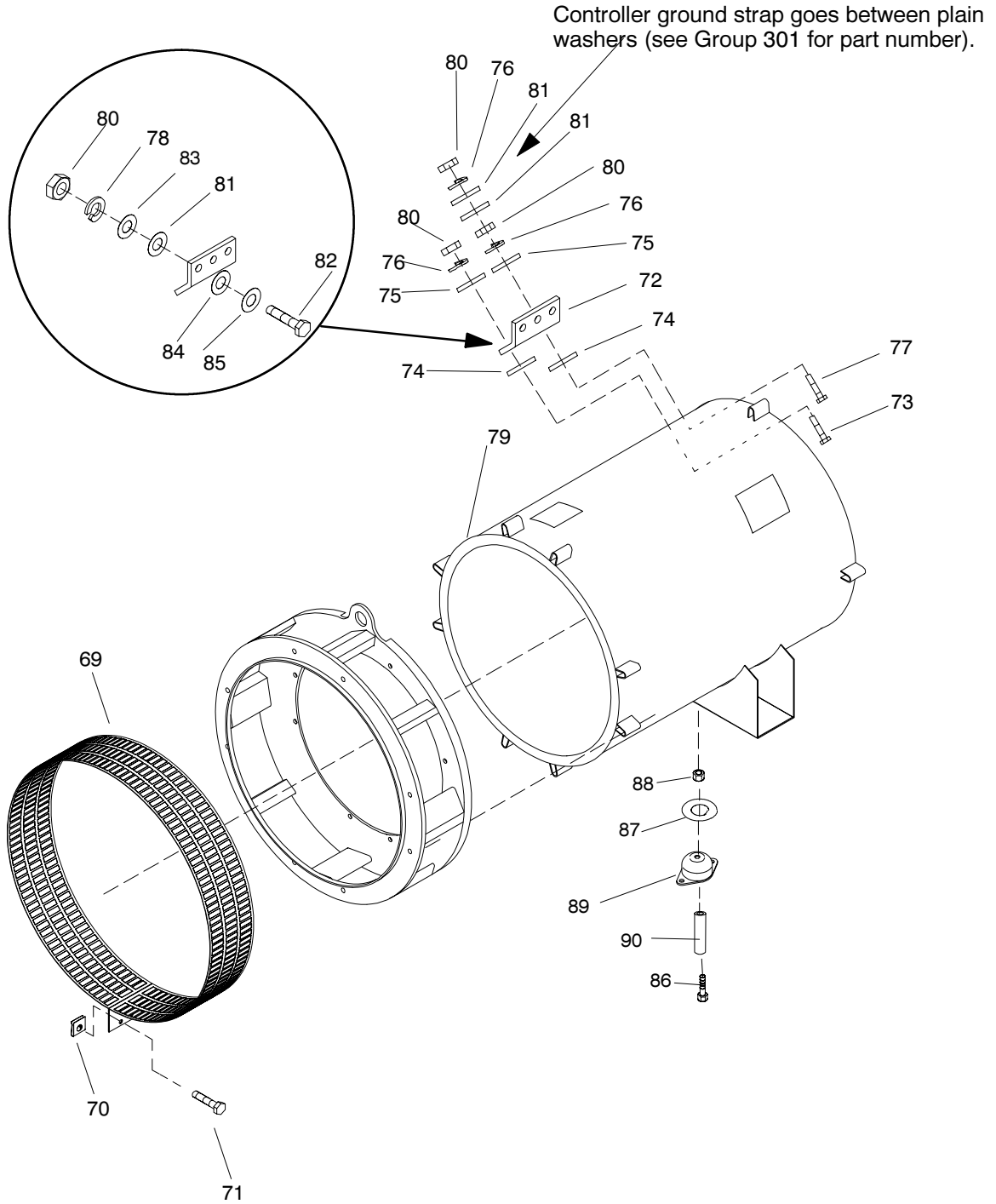
## Group 201: Generator and Mounting (continued)

Item	Qty.	Description Variation	Part No.
79	1	Stator assembly	
		1, 45, 129, 140 .....	257768
		2, 52, 130, 141 .....	257773
		3, 46, 58, 131, 142 .....	257769
		4, 53, 132, 143 .....	257774
		5, 27, 35, 47, 59, 91, 116 .....	257687
		6, 28, 36, 48, 60, 93, 118 .....	257688
		8, 20, 31, 32, 39, 40, 56, 61, 122 ..	257689
		9, 21, 23, 24, 61 .....	257573
		10, 43, 57, 125, 136 .....	257766
		11, 44, 127, 138 .....	257767
		12, 42, 123, 134 .....	257765
		13, 50, 126, 137 .....	257771
		14, 51, 128, 139 .....	257772
		15, 29, 37, 38, 54, 55,	
		92, 94, 117, 119 .....	257690
		16, 30 .....	257691
		17, 49, 124, 135 .....	257770
		18, 33, 41, 63, 64, 65 .....	257692
		19, 25 .....	257777
		22, 26 .....	257574
		70 .....	257789
		87, 146 .....	352298
		100, 120 .....	343092
		101, 121 .....	343094
		144 .....	352304
		145 .....	352307
		147 .....	352301
80	1	Nut, 5/16-18	
		5, 6, 8, 15, 18, 20, 27-41,	
		47, 48, 54-56, 59-61, 63,	
		91-94, 116-119, 122	X-82-6
	1	Nut, 1/4-20	
		1-4, 10-14, 17, 42-46,	
		49-53, 57, 58, 123-132, 134-143	X-81-10
	6	Nut, 1/4-20	
		87, 146, 147	*
	1	Nut, 5/16-18	
		100, 101, 120, 121	*
	5	Nut, 5/16-18	
		144, 145	*
81	1	Washer, 0.344 x 0.687 x 0.065	
		5, 6, 8, 15, 18, 20, 27-41,	
		47, 48, 54-56, 59-61, 63,	
		91-94, 116-119, 122	X-25-134
	1	Washer, 0.281 x 0.625 x 0.065 plain	
		1-4, 10-14, 17, 42-46,	
		49-53, 57, 58, 123-132, 134-143	X-25-133
	5	Washer, 0.281 x 0.625 x 0.065	
		87, 146	X-25-142
	1	Washer, plain 0.344 x 0.75 x 0.045	
		100, 120	X-25-139
	5	Washer, plain 0.344 x 0.75 x 0.045	
		101, 121	X-25-139
	1	Washer, 5/16	
		144, 145	*
	2	Washer, 1/4	
		147	*
82	3	Screw, 5/16-24 x 1.25, gr. 5	
		5, 6, 8, 15, 18, 20, 27-41, 47,	
		48, 54-56, 59-61, 63, 91-94,	
		100, 101, 116-122, 144, 145	X-125-24
	3	Screw, 1/4-20 x 1.25	
		1-4, 10-14, 17, 42-46,	
		49-53, 57, 58, 123-132,	
		134-143, 146, 147	X-465-8
	3	Screw, 3/8-16 x 1.5	
		9, 19, 21, 22, 24-26, 64, 65	X-6238-5

Item	Qty.	Description Variation	Part No.
83	3	Washer, 0.406 x 1.0 x 0.078 plain	
		9, 19, 21, 22, 24-26, 64, 65	X-25-118
84	3	Washer, 0.266 x 1.0 x 0.062 plain	
		1-4, 10-14, 17, 42-46,	
		49-53, 57, 58, 123-132, 134-143	X-25-73
	3	Washer, 0.406 x 1.0 x 0.078 plain	
		5, 6, 8, 15, 18, 20, 27-41,	
		47, 48, 54-56, 59-61, 63,	
		91-94, 116-119, 122	X-25-118
	3	Washer, plain 0.266 x 1 x 0.082	
		87, 146, 147	X-25-136
	3	Washer, plain 0.39 x 1.0 x .065	
		100, 101, 120, 121	X-25-138
	3	Washer, 5/16	
		144, 145	X-25-138
85	3	Washer, spring 0.344 x 1.0 x 0.102	
		5, 6, 8, 15, 18, 20, 27-41, 47,	
		48, 54-56, 59-61, 63, 91-94,	
		100, 101, 116-119, 120-122	X-6086-17
	3	Washer, 0.281 x 0.875 x .075	
		1-4, 10-14, 17, 42-46,	
		49-53, 57, 58, 87,	
		123-132, 134-143,	
		146, 147	X-6086-16
86	2	Screw, 1/2-13 x 3.5	
		91-94, 100, 101, 116-122,	
		144, 145	X-129-27
	2	Screw, 1/2-13 x 2.5	
		123-132, 134-143, 146, 147	X-129-23
87	2	Washer, 0.531 x 2.75 x .125	
		91-94, 100, 101, 116-122	
		144, 145	X-25-103
	2	Washer, 0.531 x 2.0 x .125	
		123-132, 134-143, 146, 147	X-25-140
88	2	Nut, 1/2-20	
		91-94, 100, 101, 116-118,	
		119-132, 134-146	X-101-23
	4	Hardware, 3/8 -16	
		147	*
89	2	Vibromount	
		91-94, 100, 101, 116-122,	
		144, 145	324391
	2	Vibromount	
		123-126, 134-137, 146	324074
	2	Vibromount	
		127-132, 138-143, 147	324075
90	2	Spacer	
		91-94, 100, 101, 116-121 144,	
		145	X-400-154

\* Common hardware. Procure locally.

# 201: Generator and Mounting (continued)



D-272000  
A-257965

# Group 201: Generator and Mounting (continued)

Item	Qty.	Description Variation	Part No.
91		Alternator Assembly (Includes Items 34-66, 72-85)	
		1, 45, 129, 140 .....	B-257724
		2, 52, 130, 141 .....	B-257736
		3, 46, 58, 131, 142 .....	A-257841
		4, 53, 132, 143 .....	A-257842
		5, 27, 34 .....	A-257843
		6, 28 .....	A-257844
		9, 21 .....	B-257324
		10, 43, 57, 125, 136 .....	B-257722
		11, 44, 127, 138 .....	B-257723
		12, 42, 123, 134 .....	B-257730
		13, 50, 126, 137 .....	B-257735
		14, 51, 128, 139 .....	A-257845
		15, 29 .....	A-257846
		16, 30 .....	A-257847
		17, 49, 124, 135 .....	A-257848
		19 .....	A-257780
		20, 31 .....	A-273452
		22 .....	B-257326
		24, 62 .....	A-257964
		25, 64 .....	A-257969
		26, 65 .....	A-257965
		32 .....	A-257452
		33 .....	A-257849
		35, 47, 59, 91, 116 .....	A-276686
		36, 48, 60, 93, 118 .....	A-276687
		37, 54, 92, 117 .....	A-276688
		38, 55, 94, 119 .....	A-276689
		39, 40, 56, 61, 122 .....	A-276684
		41, 63 .....	A-276685
		70 .....	A-257968
		100, 120 .....	A-336833
		101, 121 .....	A-336834
		144 .....	A-352302
		145 .....	A-352305
		146 .....	A-352296
		147 .....	A-352299

Items not shown for variations 57-60

1	Breaker, circuit	X-57-60
2	Heater, strip	291269

Items not shown for variations 87, 88, 146, 147

1	Breaker, circuit	X-796-3
2	Heater, strip	291269

Items not shown for variations 144

1	Breaker, circuit	X-796-2
2	Heater, strip	291269

Items not shown for variation 145

1	Breaker, circuit	X-796-1
2	Heater, strip	291269

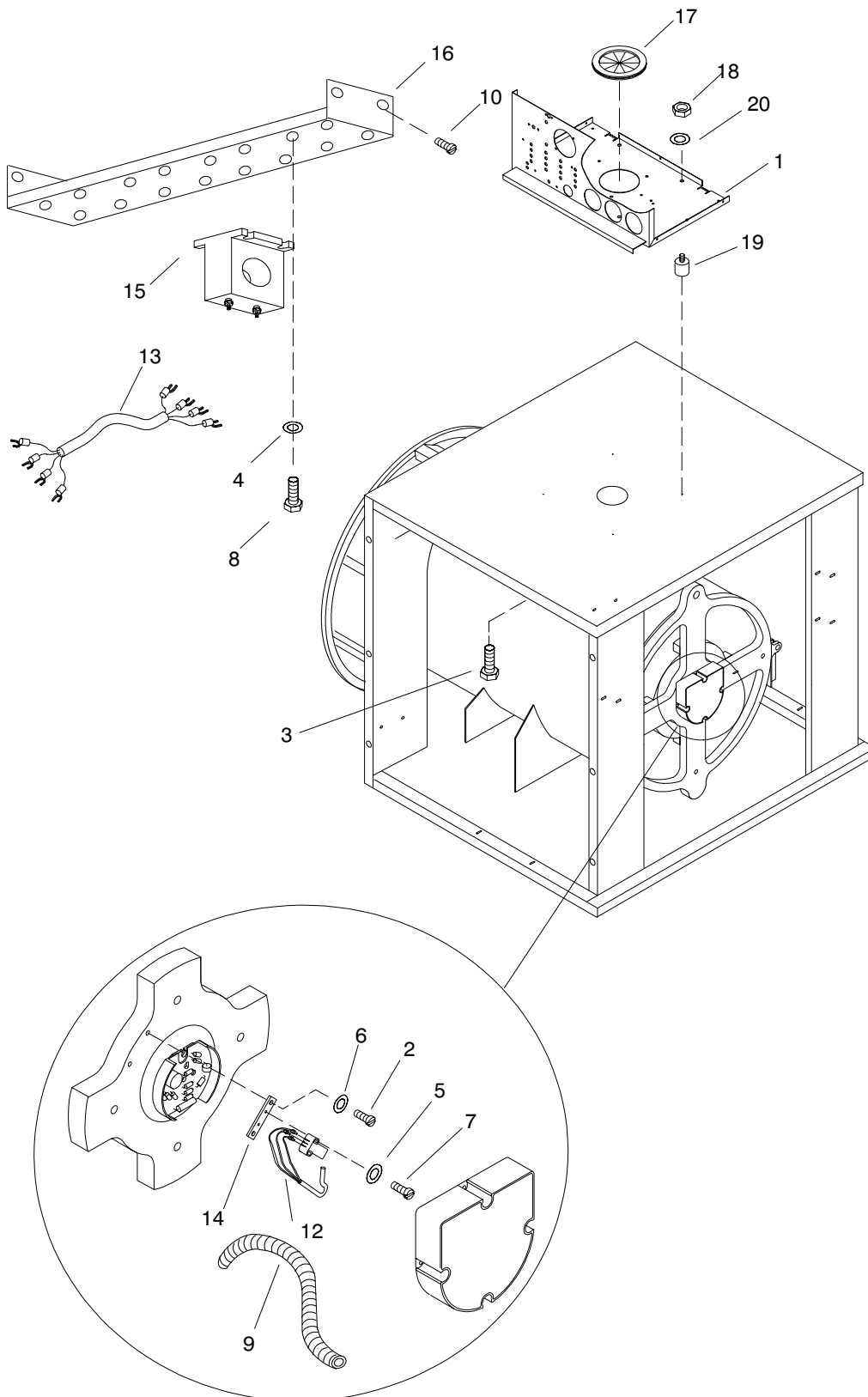
## Modular Spec Cross-Reference Table

Some modular generator specs listed in the specification number index require an alternator kit. Refer to the generator set nameplate to identify the generator kit number installed on your generator set. Use the following table to identify the equivalent variation number. The kit's parts list matches the parts list for the equivalent variation number.

Alternator Kit	Equivalent Variation Number
352364	91
352365	92
352366	93
352367	94
352368	100
352369	101
352494	116
352495	117
352496	118
352497	119
352498	120
352499	121
352573	123
352574	124
352575	125
352576	126
352577	127
352578	128
352579	129
352580	130
352581	131
352582	132
352953	134
352954	135
352955	136
352956	137
352957	138
352958	139
352959	140
352960	141
352961	142
352962	143

\* Common hardware. Procure locally.

# Group 301: Controller and Mounting



EM-273000-  
D-272000  
B-292819

# Group 301: Controller and Mounting (continued)

Item	Qty.	Description Variation	Part No.
1		Controller Assembly (Includes Items 17-19 and Items 21-77 on following pages)	
		4, 35	B-292930
		5, 22	B-292831
		6, 24	B-292832
		8, 19, 21, 28	B-272606
		9	A-292362
		10	B-292827
		12, 33	B-292826
		13, 34	B-292830
		14, 16, 36	B-292931
		15	B-292829
		17, 37	B-292932
		18, 38	A-292363
		7, 20, 29	A-273591
		39 through 46	See chart below
		77	A-352559
		78	A-328993
		79	A-328995
		80†	A-336597
		83	A-360311
		186-2 through 186-16	See chart below
2	2	Screw, 10-24 x 5/8 all	X-117-5
3	4	Screw, 5/16-18 x 3-1/2 all	X-125-23
4	12	Washer, #10 split lock all except 43-46, 77-79, 83 186-2 through 186-18	*
5	2	Washer, #4 int. tooth lock all	X-22-24
6	2	Washer, #10 int. tooth lock all	X-22-9
7	2	Screw, 4-40 x 7/8 all	X-49-35
8	12	Screw, 10-24 x 1/2 4-6, 10, 12-15, 34-35	X-50-15
	12	Screw, 10-24 x 5/8 7-9, 16-22, 24, 29, 34, 36, 37, 38-42	X-50-8
9	1	Conduit, plastic 4, 13-15, 17, 18, 34-38, 186-4, 186-8, 186-12, 186-16	X-6003-17
10	4	Screw, 10-24 x 1/2 all except 43-46, 77, 186-2 through 186-18	X-6216-1
	4	Screw, drill 43-46, 77-79, 83, 186-2 through 186-18	X-794-1
11	1	Clamp, insulated (not shown) all	X-672-15
12	1	Sensor, ferromagnetic (speed) all	241623
13	1	Harness, transformer wiring all except 43-46, 55, 56	255040
	1	Harness, transformer wiring 43-46, 55, 56	354119

† See p. 142 for parts list.

Item	Qty.	Description Variation	Part No.
14	1	Bracket, sensor mounting all	257070
15	3	Transformer, current 4, 15, 37, 44, 50, 186-6	259414
		5, 14, 16, 22, 40, 41, 51, 186-10, 186-14	255860
		6, 17, 24, 42, 52, 186-18	253503
		7, 18, 20, 29, 53, 54	273257
		8, 19, 21, 28, 43, 55	253610
		9, 45, 56	272691
		10, 13, 34, 36, 39, 186-2, 186-16	259360
		12, 35, 186-12	259359
		38, 46	279272
		33, 186-4	259793
		34, 186-8	259792
		77	253274
		78	255860
		79	253503
		83	253502
16	1	Bracket, current transformer 4, 5, 10, 12, 13, 15	273427
		6-8, 14, 16, 17, 20, 21, 33-35, 39, 30	273967
		19	273840
		22, 24, 28, 29, 36, 37, 41, 42	276639
		43, 53, 54, 55	299966
		44, 50, 51, 52, 77-79, 83	276417
		45, 46, 56	325382

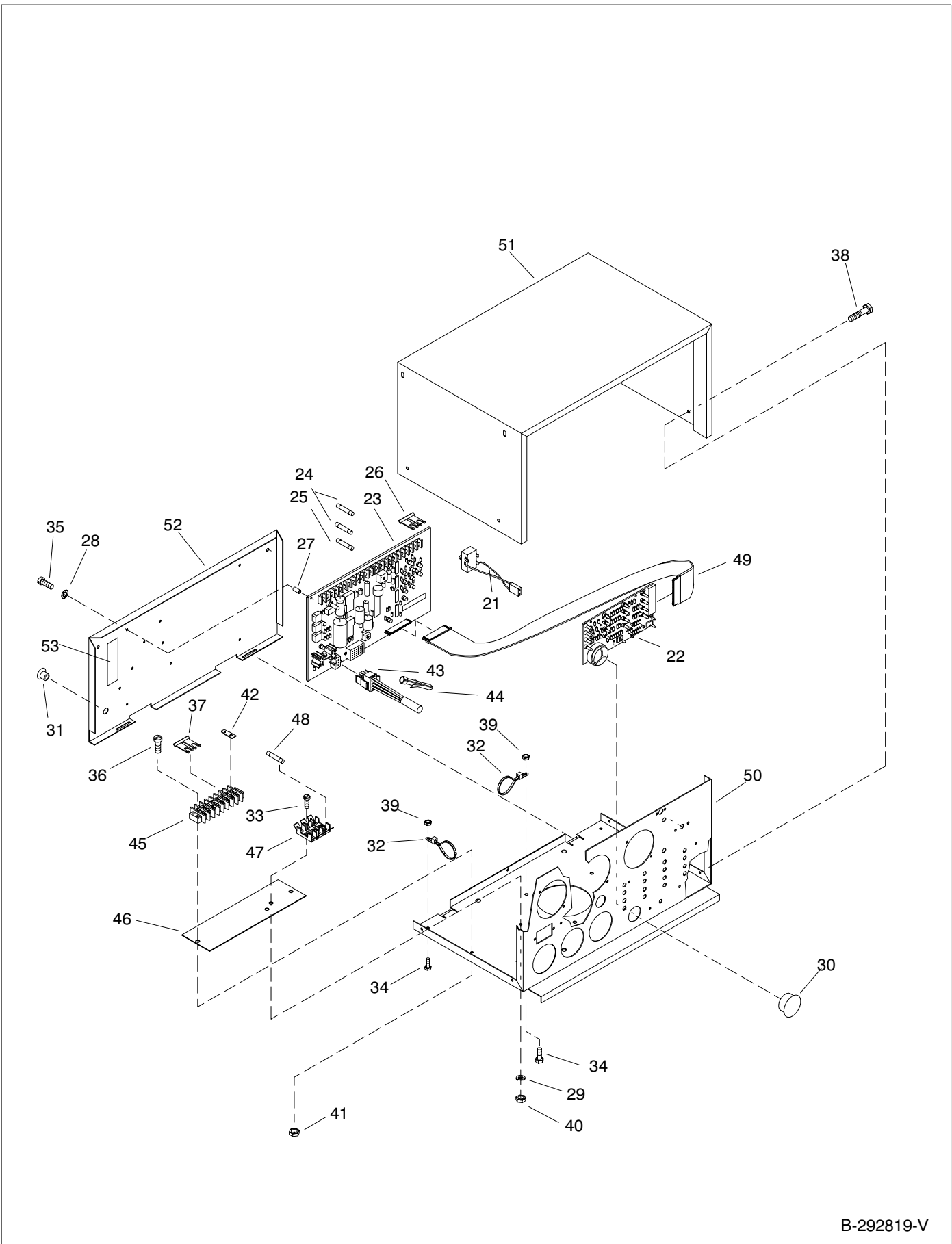
17	1	Grommet, 3 x 3-1/2 x 5/64 all	X-284-31
18	4	Nut, 5/16-18 all	*
19	4	Bumper, rubber all	292834
20	4	Washer, lock 5/16 39-46, 77-79, 186-2 through 186-18	X-22-16

### Serial Number-Contingent Controller Assemblies

Variations	Controller Assembly Part Number	
	Before Serial Number 363369	Serial Numbers 363369 and after
39	A-292388	A-328990
40, 41	A-292392	A-328993
42	A-292394	A-328995
43	B-272606	A-328942
44	B-292932	A-328926
45	A-292362	A-328943
46	A-292363	A-328944
186-2	B-292827	A-328919
186-4	B-292826	A-328918
186-6	B-292829	A-328920
186-8	B-292830	A-328921
186-10, 186-14	B-292831	A-328922
186-12	B-292930	A-328923
186-16	B-292931	A-328925

\* Common hardware. Procure locally.

# Group 301: Controller and Mounting (continued)



B-292819-V

## Group 301: Controller and Mounting (continued)

Item	Qty.	Description Variation	Part No.
21	1	Potentiometer assembly all	A-255041
22	1	Indicator Board all except 78, 79	See chart below
	1	Indicator Board 78, 79	A-336430
Item 22 mounts directly to controller box. Early models may have used a separate front panel 292358. If the generator set requires a (metal) front panel, order a new controller box (Item 50) as the service replacement.			
23	1	Main Circuit Board (Includes Items 24-26) all	See chart below
24	2	Fuse, 3 Amp. all	243273
25	1	Fuse, 15 Amp. all	283645
26	1	Jumper, 2-terminal all	X-6048-2
27	9	Spacer, circuit board all	287948
28	9	Washer, #6 split lock all	*
29	4	Washer, #6 int. tooth lock all	X-22-6
30	1	Plug, 7/8 plastic button all	X-301-29
31	1	Plug, 7/16 plastic button all except 77, 83	X-301-34
	2	Plug, cap 77	X-519-1
	2	Plug, 7/16 plastic button 78, 79, 83	X-301-34
32	4	Tie, cable all except 77, 83	X-468-3
	5	Tie, cable 77	X-468-3
	2	Tie, cable 78, 79, 83	X-468-3
33	2	Screw, 6-32 x 3/8 all	X-49-2
34	4	Screw, 10-24 x 3/4 all except 77-79, 83	X-50-3
	3	Screw, 10-24 x 3/4 77	X-50-3
	2	Screw, 10-24 x 3/4 78, 79, 83	X-50-3
35	18	Screw, 6-32 x 1/4 all	X-49-25

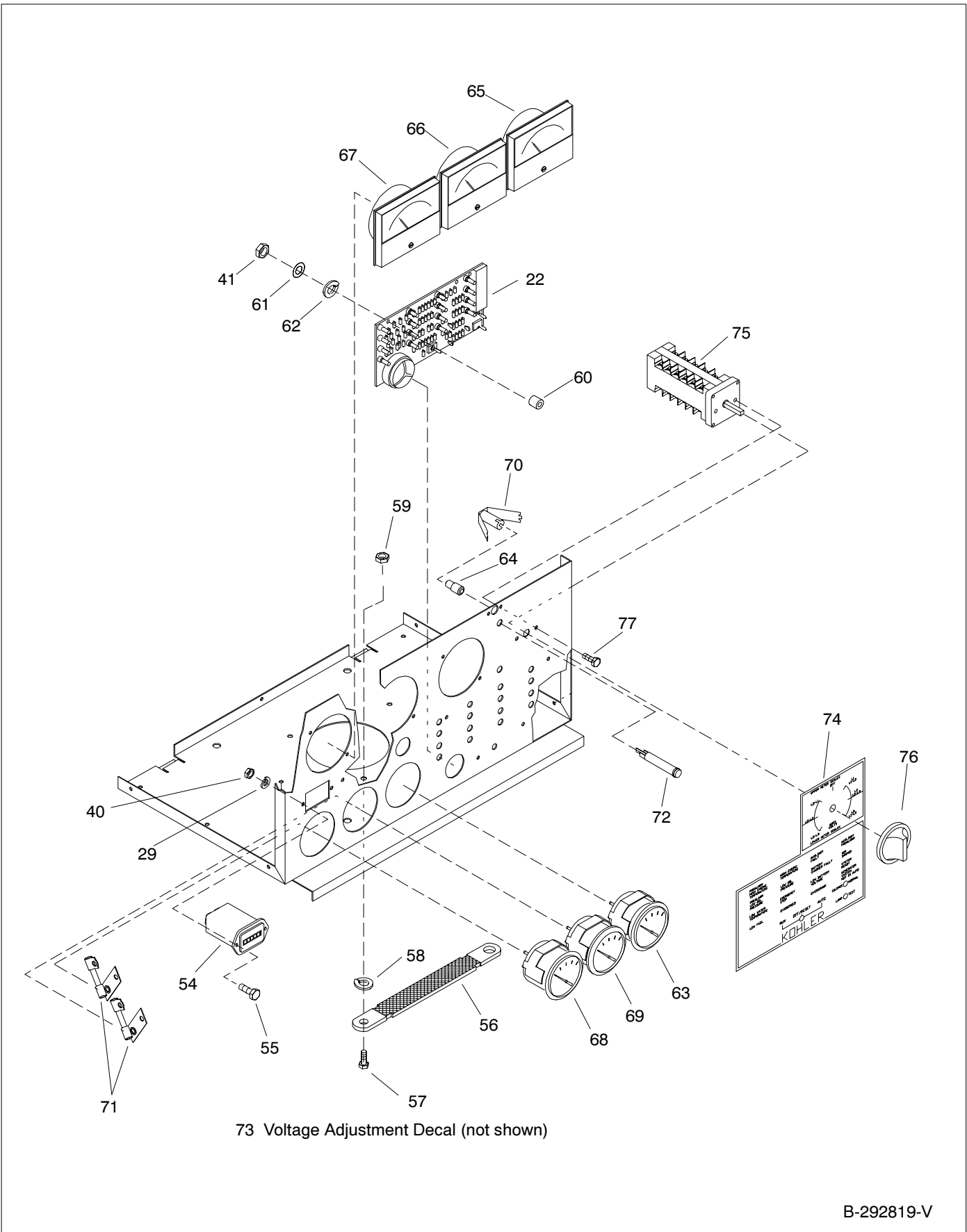
Item	Qty.	Description Variation	Part No.
36	2	Screw, 8-32 x 5/8 round head all	X-51-53
37	1	Jumper, two-terminal all	X-6048-2
38	10	Screw, 10-24 x 1/2 all	X-6216-1
39	8	Nut, 10-24 all except 77-79, 83	*
	2	Nut, 10-24 77-79, 83	*
40	4	Nut, 6-32 all except 77-79	*
	2	Nut, 6-32 77-79	X-71-2
41	2	Nut, 8-32 all	*
42	1	Terminal, 1/4 push-on all	238898
43	1	Connector, plug (P2) all	241617
44	6	Pin, female .130 dia. (14-20 ga.) all	269192
45	1	Block, terminal (8-terminal) all	246115
46	1	Marker, terminal strip (decal) all	292823
47	1	Holder, fuse all	292821
48	3	Fuse, 1.5 Amp. all	291207
49	1	Harness, cable (ribbon connector) all	See chart below
50	1	Box, controller all	292375
51	1	Cover, controller all	292818
52	1	Plate, hinge (rear panel) all	292908
53	1	Decal, fuse rating all	292347

### Serial Number-Contingent Controller Parts

Part Description	Part Number	
	Before Serial Number 363369	Serial Numbers 363369 and after
Main Circuit Board	G-292806	A-336415
Indicator Board	B-292357	A-336432
Controller Ribbon Cable	292836	336428

\* Common hardware. Procure locally.

# Group 301: Controller and Mounting (continued)



## Group 301: Controller and Mounting (continued)

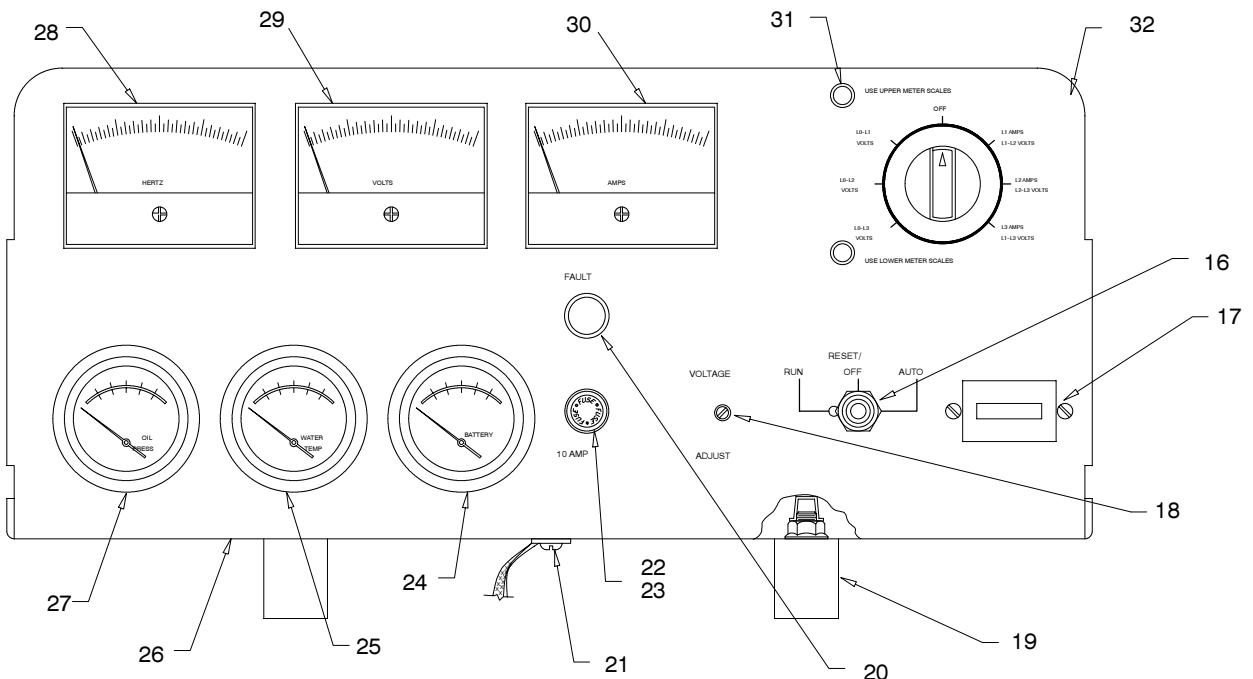
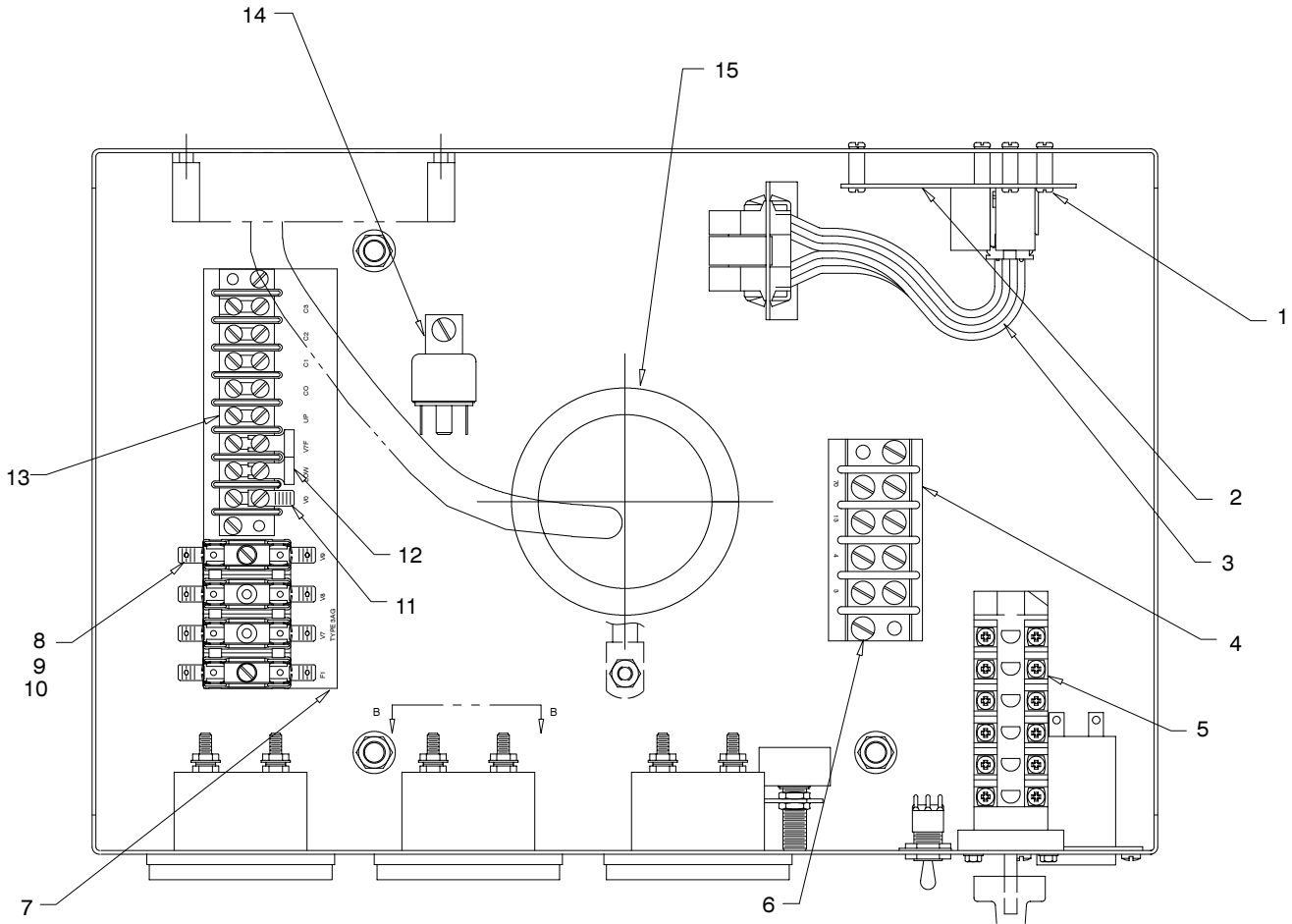
Item	Qty.	Description Variation	Part No.
54	1	Hourmeter all	238736
55	2	Screw, 6-32 x 1/2 all	X-49-39
56	1	Strap, ground all	X-6046-2
57	1	Screw, 10-24 x 1 all	X-50-70
58	2	Washer, lock all	X-22-50
59	2	Nut, hex. all	X-6234-6
60	4	Spacer, #8-32 x 1/4 x 1 all	X-712-9
61	1	Washer, shakeproof all	X-22-20
62	1	Washer, lock #8 all except 77-79, 83	X-22-7
	3	Washer, lock #8 77-79, 83	X-22-7
63	1	DC Voltmeter all	253329
64	2	Lamp (bulb) no. 1892 all	255126
65		AC ammeter	
	1	4, 15, 35, 186-12, 186-6	282802
	1	5, 14, 16, 22, 36, 78 186-10, 186-14, 186-16	282804
	1	6, 17, 24, 37, 44, 79, 186-18	282805
	1	7, 18, 20, 29, 38, 46	282806
	1	8, 19, 21, 28, 43	282807
	1	9, 45	282808
	1	10, 13, 34, 186-2, 186-8	282801
	1	12, 33, 186-4	282800
	1	77	352565
	1	83	282803
66	1	AC Voltmeter 4, 12-14, 16-18, 33-38, 44, 46, 186-8, 186-4, 186-12, 186-16	282817
	1	AC Voltmeter 5-10, 15, 19-22, 24, 28, 29, 43, 45, 77-79, 83, 186-2, 186-6, 186-10, 186-14, 186-18	282816
67	1	Meter, frequency all	282818

Item	Qty.	Description Variation	Part No.
68	1	Gauge, oil pressure all	282897
69	1	Gauge, water temperature all	282898
70	2	Socket, lamp all	284990
71	1	Resistor 4, 12-14, 16, 18, 33-38, 46, 77, 186-4, 186-8, 186-12, 186-16	292352
72	2	Lamp, neon 120 V. all	291740
73	1	Decal, voltage adjustment all	292361
74	1	Nameplate (3 PH) 4, 7, 9, 12-14, 16, 17, 18, 33-38, 45, 46 186-4, 186-8, 186-12, 186-16	292383
	1	Nameplate (1 PH/3 PH) 5, 6, 8, 10, 15, 19-22, 24, 28, 29, 43, 77, 83, 186-2, 186-6, 186-10, 186-14, 186-18	292382
	1	Nameplate 77, 83	354385
	1	Nameplate 78, 79	328909
75	1	Switch, selector 4, 7, 9, 12-14, 16, 17, 18, 33-38, 45, 46, 77, 186-4, 186-8, 186-12, 186-16	292374
	1	Switch selector 5, 6, 8, 10, 15, 19-22, 24, 28, 29, 43, 78, 79, 83, 186-2, 186-6, 186-10, 186-14, 186-18	292373
76	1	Knob, pointer all except 6, 7, 14, 17	296291
		Knob, pointer (selective switch) 6, 7, 14, 17	269356
77	2	Screw, hex. head all	X-67-127

\* Common hardware. Procure locally.

# Group 301: Controller and Mounting (continued)

Variations 50-56 Only



## Group 301: Controller and Mounting (continued)

Item	Qty.	Description Variation	Part No.
1	1	Controller Assembly	
		50 .....	A-336617
		51 .....	A-336619
		52 .....	A-336621
		53, 54 .....	A-336628
		55 .....	A-336625
		56 .....	A-336626
2	5	Spacer, circuit board	
		50, 51, 52, 53, 54, 56	287948
3	1	Controller circuit board	
		50, 51, 52, 53, 54, 56	E-254717
4	1	Harness, wiring	
		50, 51, 52, 53, 54, 56	336637
5	1	Selector switch	
		50, 51, 52, 53, 54, 56	292374
6	1	Block, terminal	
		50, 51, 52, 53, 54, 56	292940
7	1	Strip, marker	
		50, 51, 52, 53, 54, 56	336636
8	1	Holder, fuse	
		50, 51, 52, 53, 54, 56	336635
9	3	Fuse, 1.5 amp	
		50, 51, 52, 53, 54, 56	291207
10	1	Fuse, 15 amp	
		50, 51, 52, 53, 54, 56	283645
11	1	Terminal	
		50, 51, 52, 53, 54, 56	238898
12	1	Jumper	
		50, 51, 52, 53, 54, 56	X-6048-2
13	1	Block, terminal	
		50, 51, 52, 53, 54, 56	246115
14	1	Relay	
		50, 51, 52, 53, 54, 56	259391
15	1	Grommet	
		50, 51, 52, 53, 54, 56	X-284-31

Item	Qty.	Description Variation	Part No.
16	1	Switch, toggle	
		50, 51, 52, 53, 54, 56	287812
17	1	Meter, hour	
		50, 51, 52, 53, 54, 56	238736
18	1	Potentiometer Assembly	
		50, 51, 52, 53, 54, 56	A-255041
19	4	Bumper	
		50, 51, 52, 53, 54, 56	292834
20	1	Lamp	
		50, 51, 52, 53, 54, 56	269373
21	1	Strap, ground	
		50, 51, 52, 53, 54, 56	X-6046-2
22	1	Holder, fuse	
		50, 51, 52, 53, 54, 56	238426
23	1	Fuse, 10 amp	
		50, 51, 52, 53, 54, 56	223316
24	1	Voltmeter	
		50, 51, 52, 53, 54, 56	253329
25	1	Gauge, water temperature	
		50, 51, 52, 53, 54, 56	282898
26	1	Box, controller	
		50, 51, 52, 53, 54, 56	336603
27	1	Gauge, oil pressure	
		50, 51, 52, 53, 54, 56	282897
28	1	Meter, frequency	
		50, 51, 52, 53, 54, 56	295069
29	1	AC Voltmeter	
		50, 51, 52, 53, 54, 56	282814
30	1	Ammeter	
		50 .....	295338
		51 .....	282950
		52 .....	282954
		53, 54 .....	282955
		55 .....	295339
		56 .....	295340
31	2	Lamp	
		50, 51, 52, 53, 54, 56	291740
32	1	Cover	
		50-56	336602

\* Common hardware. Procure locally.

# Group 501: Housing

The manufacturer supplies a housing as standard equipment on specs 189122, 189129, 189137, 189411, 189416, 189431, 189529, 189536, 189628, and 189635 only. On any other spec, a housing is an optional factory- or field-installed accessory. See optional accessories parts list in TP-5707 for parts list for a housing on any spec not listed above.

No housing group items are illustrated.

Item	Qty.	Description Variation	Part No.
Variation 1			
	4	Nut, elastic stop 1/4-20	X-101-8
	1	Plug, cap	X-519-15
	1	Clamp, U	X-722-2
	16	Screw, drill hex.	X-794-4
	3	Door, housing	222795
	1	Door, rear housing	222797
	1	Door, housing	222799
	1	Door, battery	222801
	2	Stud	222802
	4	Washer	222803
	2	Receptacle	222804
	1	Insulator, sound	222805
	2	Panel	222807
	3	Insulator, sound	222809
	1	Insulator, sound	222810
	2	Insulator, sound	222811
	2	Insulator, sound	222813
	1	Enclosure, skid	222821
	1	Bracket, muffler	222822
	1	Adapter, exhaust	222866
	1	Silencer, critical	253236
	2	Bolt, angle	253307
	4	Latch	253373
	10	Plug, plastic	253723
	2	Bracket, mounting	253950
	1	Shroud, rear housing	254474
	2	Bumper	255443
	1	Roof, weather housing	273554
	1	Strap, muffler	290864
Variation 2			
	6	Nut, elastic stop 1/4-20	X-101-8
	12	Screw, drill hex.	X-794-1
	1	Roof	222789
	1	Door	222790
	2	Door	222792
	1	Door, rear housing	222797
	1	Insulator, sound	222806
	2	Insulator	222808
	2	Insulator	222812
	1	Door, housing	222817
	1	Insulator	222818
	2	Insulator	222819
	1	Insulator, sound	222820
	2	Enclosure, skid	222821
	1	Bracket, muffler	222822
	1	Adapter, exhaust	222864
	2	Bolt, angle	253307
	4	Latch	253373
	1	Silencer, critical	253613
	16	Plug, plastic	253723
	2	Bracket, mounting	253950
	1	Shroud, rear housing	254472
	2	Bumper	255443
	1	Clamp, exhaust pipe	289372
	1	Strap, muffler	290865

Item	Qty.	Description Variation	Part No.
Variation 3			
	4	Nut, elastic stop 1/4-20	X-101-8
	1	Plug, cap	X-519-15
	16	Screw, drill hex.	X-794-1
	3	Door, housing	222795
	1	Door, rear housing	222797
	1	Door, housing	222799
	1	Door, battery	222801
	2	Stud	222802
	4	Washer	222803
	2	Receptacle	222804
	1	Insulator, sound	222805
	2	Panel	222807
	3	Insulator, sound	222809
	1	Insulator, sound	222810
	2	Insulator, sound	222811
	2	Insulator, sound	222813
	1	Enclosure, skid	222821
	1	Bracket, muffler	222822
	1	Adapter, exhaust	222863
	1	Silencer, critical	253236
	2	Bolt, angle	253307
	4	Latch	253373
	10	Plug, plastic	253723
	2	Bracket, mounting	253950
	1	Shroud, rear housing	254474
	2	Bumper	255443
	1	Roof, weather housing	273555
	1	Clamp, manifold	276949
	1	Strap, muffler	290864

## Group 501: Housing (continued)

Item	Qty.	Description Variation	Part No.
Variation 4			
	4	Nut, elastic stop 1/4	X-101-8
	1	Clamp, U	X-722-2
	24	Screw, drill	X-794-4
	2	Door, housing	222795
	1	Door, housing	222799
	1	Door, battery	222801
	2	Stud	222802
	4	Washer	222803
	2	Receptacle	222804
	1	Insulator, sound	222805
	2	Panel	222807
	2	Insulator, sound	222809
	1	Insulator, sound	222810
	2	Insulator, sound	222811
	2	Insulator, sound	222813
	1	Adapter, exhaust	222866
	1	Bracket, silencer mtg.	222960
	1	Bracket, silencer support	222961
	1	Silencer, critical	253236
	1	Plug	253268
	2	Bolt, angle	253307
	4	Latch	253373
	10	Plug, plastic	253723
	1	Shroud, rear housing	254474
	2	Bumper	255443
	1	Roof, weather housing	273554
	1	Enclosure, skid	275460
	1	Strap, muffler	290864
	1	Shroud, radiator	296963
	1	Bracket, mounting	324141
	1	Bracket, mounting	324142
	1	Door, housing	352308
	1	Door, rear	352309
	4	Cover, skid rail	352310
	1	Insulation, sound	352319
	1	Insulation, sound	352320
	1	Insulation, sound	352321

Item	Qty.	Description Variation	Part No.
Variation 5			
	4	Nut, elastic stop 1/4	X-101-8
	16	Screw, drill	X-794-4
	3	Door, housing	222795
	1	Door, housing	222799
	1	Door, battery	222801
	2	Stud	222802
	4	Washer	222803
	2	Receptacle	222804
	1	Insulator, sound	222805
	2	Panel	222807
	3	Insulator, sound	222809
	1	Insulator, sound	222810
	2	Insulator, sound	222811
	2	Insulator, sound	222813
	1	Adapter, exhaust	222863
	1	Bracket, silencer mtg.	222960
	1	Bracket, silencer support	222961
	1	Silencer, critical	253236
	1	Plug	253268
	2	Bolt, angle	253307
	4	Latch	253373
	10	Plug, plastic	253723
	2	Bracket, mounting	253950
	1	Shroud, rear housing	254474
	2	Bumper	255443
	1	Roof, weather housing	273555
	1	Enclosure, skid	275460
	1	Clamp, manifold	276949
	1	Strap, muffler	290864
	1	Shroud, radiator	296963
	1	Door, housing	352308
	1	Door, rear	352309
	4	Cover, skid rail	352310
	1	Insulation, sound	352319
	1	Insulation, sound	352320
	1	Insulation, sound	352321

## Group 501: Housing (continued)

Item	Qty.	Description Variation	Part No.
Variation 6			
	6	Nut, elastic stop	X-101-8
	24	Screw, drill	X-794-4
	1	Roof	222789
	1	Door	222790
	1	Door	222792
	1	Insulator, sound	222806
	2	Insulator	222808
	2	Insulator	222812
	2	Insulator, sound	222813
	1	Door, housing	222817
	1	Insulator	222818
	1	Insulator	222819
	1	Insulator, sound	222820
	1	Adapter, exhaust	222864
	1	Bracket, silencer mtg.	222960
	1	Bracket, silencer support	222961
	1	Plug	253268
	2	Bolt, angle	253307
	4	Latch	253373
	1	Silencer, critical	253613
	16	Plug, plastic	253723
	2	Bracket, mounting	253950
	1	Shroud, rear housing	254472
	2	Bumper	255443
	2	Enclosure, skid	275460
	1	Clamp, exhaust pipe 4"	289372
	1	Strap, muffler	290865
	1	Door, rear	352309
	4	Cover, skid rail	352310
	1	Door, housing	352314
	1	Insulation, sound	352315
	1	Shroud, radiator	352317
	1	Insulation, sound	352320
	1	Insulation, sound	352322

Item	Qty.	Description Variation	Part No.
Variation 7			
	6	Nut, elastic stop	X-101-16
	4	Washer lock 5/16	X-22-16
	25	Screw, drill	X-794-4
	1	Door	222790
	1	Door	222792
	2	Insulator	222808
	2	Insulator	222812
	1	Door, housing	222817
	1	Insulator	222818
	1	Insulator	222819
	1	Insulator, sound	222820
	1	Bracket, housing support	225073
	1	Bracket, housing support	225074
	1	Plug	253268
	4	Latch	253373
	16	Plug, plastic	253723
	1	Clamp, manifold	276949
	1	Clamp, exhaust pipe 4"	289372
	2	Mount, air cleaner	324363
	1	Silencer, critical	324403
	4	Cover, skid rail	352310
	1	Door, housing	352314
	1	Insulation, sound	352315
	4	Mount, vibro	352399
	1	Roof	352503
	1	Shroud, radiator	352515
	1	Shroud, rear housing	352516
	2	Enclosure, skid	352589
	1	Insulation, sound	352981
	1	Insulation, sound	352982
	1	Insulation, sound	352983
	1	Insulation, sound	352984
	1	Connector, i.d./o.d.	352985
	1	Door, rear housing	360393

## Group 501: Housing (continued)

Item	Qty.	Description Variation	Part No.
Variation 8			
	2	Nut, elastic stop	X-101-8
	2	Washer, lock 5/16	X-22-5
	1	Clamp, U	X-722-2
	24	Screw, drill	X-794-4
	2	Door, housing	222795
	1	Door, housing	222799
	2	Stud	222802
	4	Washer	222803
	2	Receptacle	222804
	2	Panel	222807
	2	Insulator, sound	222809
	1	Insulator, sound	222810
	1	Bracket, silencer mtg.	222960
	1	Bracket, silencer support	222961
	1	Plug	253268
	2	Bolt, angle	253307
	4	Latch	253373
	16	Plug, plastic	253723
	2	Bumper	255443
	1	Clamp, V band	276948
	1	Strap, muffler	290864
	1	Bracket, mounting	324141
	1	Bracket, mounting	324142
	1	Door, housing	352308
	4	Cover, skid rail	352310
	1	Insulation, sound	352319
	1	Insulation, sound	352321
	1	Enclosure, skid	352589
	1	Silencer, critical	352646
	1	Roof	352908
	1	Adapter, exhaust	352974
	1	Insulation, sound	352980
	1	Insulation, sound	352984
	1	Door, battery	352989
	1	Shroud, radiator	352990
	1	Shroud, rear housing	352993
	1	Door, rear housing	352996
	2	Insulation, sound	352997
	2	Insulation, sound	352998

Item	Qty.	Description Variation	Part No.
Variation 9			
	2	Nut, elastic stop	X-101-8
	2	Washer lock	X-22-5
	1	Clamp, U	X-722-2
	24	Screw, drill	X-794-4
	3	Door, housing	222795
	1	Door, housing	222799
	2	Stud	222802
	4	Washer	222803
	2	Receptacle	222804
	2	Panel	222807
	2	Insulator, sound	222809
	1	Insulator, sound	222810
	1	Bracket, silencer mounting	222960
	1	Bracket, silencer support	222961
	1	Plug	253268
	2	Bolt, angle	253307
	4	Latch	253373
	16	Plug, plastic	253723
	2	Bumper	255443
	1	Clamp, manifold	276949
	1	Strap, muffler	290864
	1	Bracket, mounting	324141
	1	Bracket, mounting	324142
	1	Door, housing	352308
	4	Cover, skid rail	352310
	1	Insulation, sound	352319
	1	Insulation, sound	352321
	1	Enclosure, skid	352589
	1	Silencer, critical	352646
	1	Roof	352909
	1	Adapter, exhaust	352975
	1	Insulation, sound	352984
	1	Door, battery	352989
	1	Shroud, radiator	352990
	1	Shroud, rear housing	352993
	1	Insulation, sound	352994
	1	Door, rear housing	352996
	2	Insulation, sound	352997
	2	Insulation, sound	352998

# Group 701: Literature

Item	Qty.	Description Variation	Part No.
1	1	Installation Manual all	TP-5700
2	1	Operation Manual, generator all	TP-5750
		25, 26, 27 (ROZJA), 41	TP-5767
	1	Operation Manual, John Deere 4039/6059 engine	TP-5430
	1	Operation Manual, John Deere 4239/6359 engine	TP-5355
	1	Operation Manual, John Deere 6076 engine	TP-5361
	1	Operation Manual, John Deere 6068 engine	TP-5853
3	1	Service Manual, generator all	TP-5353
	1	Service Manual, John Deere 4039/6059 engine	TP-5419
	1	Service Manual, John Deere 4239/6359 engine	TP-5356
	1	Service Manual, John Deere 6076 engine	TP-5362
4	1	Warranty 25, 26, 27, 34, 37, 41	TP-5374

Item	Qty.	Description Variation	Part No.
5	1	Parts Catalog, generator all	TP-5408
	1	Parts Catalog, John Deere 4039 engine	TP-5434
	1	Parts Catalog, John Deere 4239 engine	TP-5368
	1	Parts Catalog, John Deere 6059 engine	TP-5386
	1	Parts Catalog, John Deere 6359 engine	TP-5370
	1	Parts Catalog, John Deere 6076 engine	TP-5369
6	1	Wiring Diagram Manual, 20-180ROZJ all	TP-5718
7	1	Parts Catalog, standby accessory (diesel) 25, 26, 27, 34, 37, 41	TP-5707
8	1	Parts Catalog, John Deere 6059T engine	TP-5386
9	1	Operation Manual, John Deere supplement 25, 26, 34, 37, 41	TP-5889
10	1	Service Manual, John Deere 6068 34, 37, 41	TP-5854

\*Variations 1 and 7 use different operation, service, and engine parts manuals depending on generator set serial number. Select manual from following table.

Serial Number Contingent Publications			
Generator Set Serial Number	Operation Manual	Service Manual	Parts Catalog
below 257821	TP-5355	TP-5356	TP-5368
257821 and above	TP-5430	TP-5419	TP-5354

†Variation 2 uses different operation, service, and engine parts manuals depending on engine models. Select manual from following table.

Model Number Contingent Publication			
Engine Model Number	Operation Manual	Service Manual	Parts Catalog
TO6059T/6059TL	TP-5355	TP-5356	TP-5386
6359TL	TP-5430	TP-5419	TP-5370

	20ROZJ	20REOZJ	30ROZJ	30REOZJ	40ROZJ	40REOZJ	50ROZJ	50REOZJ	60ROZJ	60REOZJ
<b>Controllers, optional (Group 301)</b>										
<b>Engine gauge box</b>										
Engine gauge box	342423	342423	342423	342423	342423	342423	342423	342423	342423	342423
<b>6- and 7-Light Microprocessor Controllers</b>										
12V Standard meterbox	352554	352554	327008	327008	327013	327013	360323	360323	327039	327039
12V Oversized meterbox	352556	352556	327010	327010	327015	327015	360327	360327	327041	327041
12V Oversized meterbox, 600V	327025	327025	327025	327025	327030	327030	327030	327030	327036	327036
12V Standard meterbox, 600V	327023	327023	327023	327023	327028	327028	327028	327028	327034	327034
24V Standard meterbox	352592	352592	352597	352597	352602	352602	360324	360324	352417	352417
24V Oversized meterbox	352594	352594	352599	352599	352604	352604	360328	360328	352419	352419
24V Oversized meterbox, 600V	352614	352614	352614	352614	352619	352619	352619	352619	352624	352624
24V Standard meterbox, 600V	352612	352612	352612	352612	352617	352617	352617	352617	352622	352622
Standard meterbox*	273866	N/A	273866	N/A	273869	N/A	273872	N/A	273872	N/A
Standard meterbox*	327008	N/A	N/A	N/A	N/A	N/A	327018	N/A	327018	N/A
Standard meterbox, optional generator*	N/A	N/A	N/A	N/A	N/A	N/A	N/A	N/A	N/A	N/A
Oversized meterbox*	273868	N/A	273868	N/A	273871	N/A	273874	N/A	273874	N/A
Oversized meterbox*	327010	N/A	N/A	N/A	N/A	N/A	327020	N/A	327020	N/A
Oversized meterbox, optional generator*	N/A	N/A	N/A	N/A	N/A	N/A	N/A	N/A	N/A	N/A
Oversized meterbox, 600V*	273889	N/A	273889	N/A	273892	N/A	273892	N/A	273898	N/A
Standard meterbox, 600V*	273887	N/A	273887	N/A	273890	N/A	273890	N/A	273896	N/A
<b>16-Light Microprocessor Controllers</b>										
Standard meterbox	352553	352553	327007	327007	327012	327012	360321	360321	327038	327038
Oversized meterbox	352555	352555	327009	327009	327014	327014	360325	360325	327040	327040
Oversized meterbox, 600V	327024	327024	327024	327024	327029	327029	327029	327029	327035	327035
Standard meterbox, 600V	327022	327022	327022	327022	327027	327027	327027	327027	327033	327033
24V Standard meterbox	352591	352591	352596	352596	352601	352601	360322	360322	352416	352416
24V Oversized meterbox	352593	352613	352598	352598	352603	352603	360326	360326	352418	352418
24V Oversized meterbox, 600V	352613	352593	352613	352613	352618	352618	352618	352618	352623	352623
24V Standard meterbox, 600V	352611	352611	352611	352611	352616	352616	352616	352616	352621	352621
Standard meterbox*	273395	N/A	273395	N/A	273396	N/A	273397	N/A	273397	N/A
Standard meterbox*	327007	N/A	N/A	N/A	N/A	N/A	327017	N/A	327017	N/A
Standard meterbox, optional generator*	N/A	N/A	N/A	N/A	N/A	N/A	N/A	N/A	N/A	N/A
Oversized meterbox*	273867	N/A	273867	N/A	273870	N/A	273873	N/A	273873	N/A
Oversized meterbox*	327009	N/A	N/A	N/A	N/A	N/A	327019	N/A	327019	N/A
Oversized meterbox, optional generator*	N/A	N/A	N/A	N/A	N/A	N/A	N/A	N/A	N/A	N/A
Oversized meterbox, 600V*	273888	N/A	273888	N/A	273891	N/A	273891	N/A	273897	N/A
Standard meterbox, 600V*	275420	N/A	275420	N/A	275421	N/A	275421	N/A	275423	N/A

\* Obsolete kit  
N/A Not Applicable

# Kit List 20-60ROZJ, REOZJ (continued)

	20ROZJ	20REOZJ	30ROZJ	30REOZJ	40ROZJ	40REOZJ	50ROZJ	50REOZJ	60ROZJ	60REOZJ
<b>Controllers, optional (Group 301), continued</b>										
<b>Decision Maker-1™ Controllers</b>										
Standard	326622	326222	326622	336622	326622	336622	326622	336622	326622	336622
With Gauges	326690	326690	326690	326690	326690	326690	326690	326690	326690	326690
With Gauges and Meters	352557	352557	326623	326623	326629	326629	360329	360329	326633	326633
With Gauges and Meters, 600V	326673	326673	326637	326637	326643	326643	326643	326643	326649	326649
With Gauges and Meters*	326623	N/A	N/A	N/A	N/A	N/A	N/A	N/A	N/A	N/A
With Gauges and Meters, 600V*	326637	N/A	N/A	N/A	N/A	N/A	N/A	N/A	N/A	N/A
<b>Decision Maker 340™ Controllers</b>										
12V Standard	352590	352590	347891	347891	347892	347892	360331	360331	347893	347893
24V Standard	352595	352595	352600	352600	352605	352605	360332	360332	347932	347932
12 vdc, 600 vac	347897	347897	347897	347897	347891	347891	347891	347891	347897	347897
24 vdc, 600 vac	352615	352615	352615	352615	352600	352600	352600	352600	352615	352615
<b>Manual Controllers</b>										
Standard meterbox	352558	352558	327011	327011	327016	327016	360330	360330	327021	327021
Standard meterbox, 600V	327026	327026	327026	327026	327031	327031	327031	327031	327037	327037
Standard meterbox*	275428	N/A	275428	N/A	275429	N/A	275430	N/A	275430	N/A
Standard meterbox*	327011	N/A	N/A	N/A	N/A	N/A	327021	N/A	N/A	N/A
Standard meterbox, 600V*	275435	N/A	275435	N/A	275436	N/A	275436	N/A	275438	N/A
<b>Manual Paralleling Controllers</b>										
208V	326488	360352	326494	326518	326506	326506	326518	360357	326524	326524
208V, optional generator	N/A	N/A	N/A	N/A	N/A	N/A	N/A	N/A	326530	N/A
240V (wye)	326489	360353	326495	326519	326507	326507	326519	360358	326525	326525
240V (wye), optional generator	N/A	N/A	N/A	N/A	N/A	N/A	N/A	N/A	326531	N/A
240V (delta)	326490	360354	326496	326520	326508	326508	326520	360359	326526	326526
240V (delta), optional generator	N/A	N/A	N/A	N/A	N/A	N/A	N/A	N/A	326532	N/A
380/416V	326491	360355	326497	326521	326509	326509	326521	360360	326527	326527
380/416V, optional generator	N/A	N/A	N/A	N/A	N/A	N/A	N/A	N/A	326533	N/A
480V	326492	360356	326498	326522	326510	326510	326522	360361	326528	326528
480V, optional generator	N/A	N/A	N/A	N/A	N/A	N/A	N/A	N/A	326534	N/A
600V	326493	326487	326499	326523	326511	326511	326523	360517	326529	326529

\* Obsolete kit  
N/A Not Applicable

# Kit List 20-60ROZJ, REOZJ (continued)

	20ROZJ	20REOZJ	30ROZJ	30REOZJ	40ROZJ	40REOZJ	50ROZJ	50REOZJ	60ROZJ	60REOZJ
<b>Cooling Systems, optional (Group 104)</b>										
Cooling, city water	336203	352606	336203	352606	336203	352606	336203	352606	336203	352606
Cooling, radiator 50° ambient	352949	352570	352949	352570	352949	352570	352950	360374	352950	352959
Cooling, remote radiator set-up	274702	352607	274702	352607	274702	352607	274702	352607	274702	352607
Duct Flange, radiator	324205	324205	324205	324205	324205	324205	324205	324205	324205	324205
Heater, block 110-120V, 1500W	336180	352585	336180	352585	336180	352585	336180	352585	336180	352585
Heater, block 190-208/220-240V, 1100/1500W	336181	352586	336181	352586	336181	352586	336181	352586	336181	352586
Heater, block 110-120V*	275584	N/A	275584	N/A	275584	N/A	275584	N/A	275584	N/A
Heater, block 190-240V*	275589	N/A	275589	N/A	275589	N/A	275589	N/A	275589	N/A
Cooling, 105°*	275443	N/A	275443	N/A	275443	N/A	275444	N/A	275444	N/A
Cooling, 125°*	276636	N/A	275560	N/A	275560	N/A	279575	N/A	279575	N/A
Duct Flange, radiator*	273402	N/A	273402	N/A	273402	N/A	273402	N/A	273704	N/A
Cooling, city water*	N/A	N/A	274703	N/A	274703	N/A	274703	N/A	274703	N/A
Cooling, radiator 50° ambient*	N/A	N/A	222930	N/A	222930	N/A	222975	N/A	222975	N/A
Cooling, radiator 40° ambient*	N/A	N/A	N/A	N/A	N/A	N/A	222930	N/A	222930	N/A
<b>Air Cleaners, optional (Group 101)</b>										
Heavy duty Air Cleaners	336218	352583	336218	336218	336218	352583	336219	352584	336219	352584
<b>Miscellaneous</b>										
Generator Paint (Spray Can)	221338	221338	221338	221338	221338	221338	221338	221338	221338	221338
Generator Paint (Gallon Can)	221337	221337	221337	221337	221337	221337	221337	221337	221337	221337
<b>Optional Accessories</b>										
See Parts Catalog TP-5708 for parts lists of optional accessories.										

\* Obsolete kit  
N/A Not Applicable

# Kit List 80-180ROZJ, REOZJ

80ROZJ 80REOZJ 100ROZJ 100REOZJ 125ROZJ 150ROZJ 180ROZJ

## Controllers, optional (Group 301) 6- and 7-Light Microprocessor Controllers

Standard meterbox*	273872	N/A	273875	N/A	273878	273881	273884
Standard meterbox, optional generator*	N/A	N/A	N/A	N/A	N/A	275554	N/A
Oversized meterbox*	273874	N/A	273877	N/A	273880	273883	273886
Oversized meterbox, optional generator*	N/A	N/A	N/A	N/A	N/A	275556	N/A
Oversized meterbox, 600V*	273901	N/A	273901	N/A	273901	273907	273910
Standard meterbox, 600V*	273899	N/A	273899	N/A	273899	273905	273908
Standard meterbox	N/A	N/A	N/A	N/A	327064	327069	327054
Standard meterbox, (120/240V, 1PH, 4S7)	327039	327039	N/A	N/A	N/A	N/A	N/A
Standard meterbox, (120/240V, 1PH, 4S9)	327044	327044	327044	327044	N/A	N/A	N/A
Standard meterbox, (120/240V, 1PH, 4S11)	N/A	N/A	327064	327064	N/A	N/A	N/A
Oversized meterbox	N/A	N/A	N/A	N/A	327071	327056	N/A
Oversized meterbox 4S7	327041	327041	N/A	N/A	N/A	N/A	N/A
Oversized meterbox 4S9	327046	327046	327046	327046	N/A	N/A	N/A
Oversized meterbox 4S11	N/A	N/A	327066	327066	N/A	N/A	N/A
Oversized meterbox, 600V	327061	327061	327061	327061	327061	327051	327076
Standard meterbox, 600V	327059	327059	327059	327059	327059	327049	327074
24V Standard meterbox (4S7)	N/A	352417	N/A	N/A	N/A	N/A	N/A
24V Standard meterbox (4S9)	N/A	352421	N/A	352421	N/A	N/A	N/A
24V Standard meterbox (4S11)	N/A	N/A	N/A	352425	N/A	N/A	N/A
24V Oversized meterbox (4S7)	N/A	352419	N/A	N/A	N/A	N/A	N/A
24V Oversized meterbox (4S9)	N/A	352423	N/A	N/A	N/A	N/A	N/A
24V Oversized meterbox (4S11)	N/A	N/A	N/A	352427	N/A	N/A	N/A
24V Oversized meterbox, 600V	N/A	352431	N/A	352431	N/A	N/A	N/A
24V Standard meterbox, 600V	N/A	352429	N/A	352429	N/A	N/A	N/A

## Manual Controllers

Standard meterbox	327042	327042	N/A	N/A	327067	327072	327057
Standard meterbox (120/240V, 1PH, 4S9)	N/A	N/A	327047	327047	N/A	N/A	N/A
Standard meterbox (120/240V, 1PH, 4S11)	N/A	N/A	327067	327067	N/A	N/A	N/A
Standard meterbox, 600V	327062	327062	327062	327062	327062	327052	327077
Standard meterbox*	275430	N/A	275431	N/A	275432	275433	275434
Standard meterbox, optional generator*	N/A	N/A	N/A	N/A	N/A	275557	N/A
Standard meterbox, 600V*	275439	N/A	275439	N/A	275439	275441	275442

\* Obsolete kit  
N/A Not Applicable

# Kit List 80-180ROZJ, REOZJ (continued)

	80ROZJ	80REOZJ	100ROZJ	100REOZJ	125ROZJ	150ROZJ	180ROZJ
--	--------	---------	---------	----------	---------	---------	---------

## Controllers, optional (Group 301), continued

	80ROZJ	80REOZJ	100ROZJ	100REOZJ	125ROZJ	150ROZJ	180ROZJ
Standard meterbox*	273397	N/A	273398	N/A	273399	275418	275419
Standard meterbox, optional generator*	N/A	N/A	N/A	N/A	N/A	275553	N/A
Oversized meterbox*	273873	N/A	273876	N/A	273879	273882	273885
Oversized meterbox, optional generator*	N/A	N/A	N/A	N/A	N/A	275555	N/A
Oversized meterbox, 600V*	273900	N/A	273900	N/A	273900	273906	273909
Standard meterbox, 600V*	275424	N/A	275424	N/A	275424	275426	275427
Standard meterbox	N/A	N/A	N/A	N/A	327063	327068	327053
Standard meterbox, (120/240V, 1PH, 4S7)	327038	327038	N/A	N/A	N/A	N/A	N/A
Standard meterbox, (120/240V, 1PH, 4S9)	327043	327043	327043	327043	N/A	N/A	N/A
Standard meterbox, (120/240V, 1PH, 4S11)	N/A	N/A	327063	327063	N/A	N/A	N/A
Oversized meterbox	N/A	N/A	N/A	N/A	327065	327070	327055
Oversized meterbox 4S7	327040	327040	N/A	N/A	N/A	N/A	N/A
Oversized meterbox 4S9	327045	327045	327045	327045	N/A	N/A	N/A
Oversized meterbox 4S11	N/A	N/A	327065	327065	N/A	N/A	N/A
Oversized meterbox, 600V	327060	327060	327060	327060	327060	327050	327075
Standard meterbox, 600V	327058	327058	327058	327058	327058	327048	327073
24V Standard meterbox (4S7)	N/A	352416	N/A	N/A	N/A	N/A	N/A
24V Standard meterbox (4S9)	N/A	352420	N/A	352420	N/A	N/A	N/A
24V Standard meterbox (4S11)	N/A	N/A	N/A	352424	N/A	N/A	N/A
24V Oversized meterbox (4S7)	N/A	352418	N/A	N/A	N/A	N/A	N/A
24V Oversized meterbox (4S9)	N/A	352422	N/A	352422	N/A	N/A	N/A
24V Oversized meterbox (4S11)	N/A	N/A	N/A	352426	N/A	N/A	N/A
24 vdc Oversized meterbox, 600 vac	N/A	352430	N/A	352430	N/A	N/A	N/A
24 vdc Standard meterbox, 600 vac	N/A	352428	N/A	352428	N/A	N/A	N/A

## Decision Maker-1™ Controllers

With Gauges and Meters (4S9)*	N/A	N/A	326657	N/A	N/A	N/A	N/A
With Gauges and Meters*	N/A	N/A	326659	N/A	N/A	N/A	N/A
With Gauges and Meters, 600V*	326649	N/A	N/A	N/A	326671	N/A	N/A
Standard	326622	326622	326622	326622	326622	326622	326622
Standard	326622	326622	326622	326622	326622	326622	326622
With Gauges	326690	326690	326690	326690	326690	326690	326690
With Gauges and Meters	326633	326633	326657	326657	326657	326661	326677
With Gauges and Meters, 600V	326665	326665	326665	326665	326665	326673	326677

\* Obsolete kit  
N/A Not Applicable

# Kit List 80-180ROZJ, REOZJ (continued)

	80ROZJ	80REOZJ	100ROZJ	100REOZJ	125ROZJ	150ROZJ	180ROZJ
<b>Controllers, optional (Group 301), Continued</b>							
<b>Decision Maker™ 340 Controllers</b>							
12V (4S7)	347893	347893	N/A	N/A	N/A	N/A	N/A
12V (4S9)	347898	347898	347898	347898	N/A	N/A	N/A
12V (4S11)	N/A	N/A	347899	347899	N/A	N/A	N/A
24V	347932	347932	N/A	347932	N/A	N/A	N/A
12 vdc, 600 vac	347903	347903	347903	347903	N/A	N/A	N/A
<b>Manual Paralleling Controllers</b>							
208V	326541	326541	326547	326547	326553	326559	326570
208V, optional generator	N/A	N/A	N/A	N/A	N/A	326565	N/A
240V (wye)	326542	326542	326548	326548	326554	326560	326571
240V (wye), optional generator	N/A	N/A	N/A	N/A	N/A	326566	N/A
240V (delta)	326543	326543	326549	326549	326555	326561	326572
	N/A	N/A	N/A	N/A	N/A	326567	N/A
380/416V	326544	326544	326550	326550	326556	326562	326573
380/416V, optional generator	N/A	N/A	N/A	N/A	N/A	326568	N/A
480V	326545	326545	326551	326551	326557	326563	326574
480V, optional generator	N/A	N/A	N/A	N/A	N/A	326569	N/A
600V	326546	326546	326552	326552	326558	326564	326575

\* Obsolete kit  
N/A Not Applicable

# Kit List 80-180ROZJ, REOZJ (continued)

**80ROZJ 80REOZJ 100ROZJ 100REOZJ 125ROZJ 150ROZJ 180ROZJ**

## Cooling Systems, optional (Group 104)

Cooling, city water	336204	352437	336204	352437	336205	336205	336206
Cooling, radiator 40° ambient	N/A	N/A	N/A	N/A	N/A	336032	336076
Cooling, radiator 40° ambient (4U7)	N/A	N/A	N/A	N/A	N/A	336074	N/A
Cooling, radiator 50° ambient	352491	352362	352491	352462	336033	336075	336077
Cooling, radiator 50° ambient (4U7)	N/A	N/A	N/A	N/A	N/A	336075	N/A
Cooling, remote radiator set-up	274704	352438	274704	352438	336214	336214	274708
Cooling, remote radiator set-up (4U7)	N/A	N/A	N/A	N/A	N/A	274708	N/A
Duct Flange, radiator	324302	324302	324302	324302	326214	326214	222997
Heater, block 110-120V 1500W	352487	352372	352487	352372	336184	336184	336186
Heater, block 110-120V 1500W (4U7)	N/A	N/A	N/A	N/A	N/A	336186	N/A
Heater, block 190-208/220-240V, 1100/1500W	352488	352373	352487	352373	336185	336185	336187
Heater, block 190-208/220-240V, (4U7)	N/A	N/A	N/A	N/A	N/A	336187	N/A
Heater, block 110-120V*	275585	N/A	275585	N/A	275586	275586	275587
Heater, block 190-240V*	275590	N/A	275590	N/A	275591	275591	275592
Cooling, city water*	274705	N/A	274705	N/A	274707	274707	274709
Cooling, radiator 40° ambient*	222991	N/A	N/A	N/A	N/A	N/A	N/A
Cooling, 105° *	275445	N/A	275445	N/A	275446	275446	275447
Cooling, 105° (4U7)*	N/A	N/A	N/A	N/A	N/A	276500	N/A
Cooling, 125° *	276528	N/A	276528	N/A	N/A	N/A	276530
Duct Flange, radiator*	273402	N/A	273402	N/A	273467	273467	273932
Duct Flange, radiator high ambient*	N/A	N/A	N/A	N/A	279641	279641	279645
Heater, block 110-120V 1500W*	336182	N/A	336	N/A	336184	336184	336186
Heater, block 190-208/220-240V, 1100/1500W*	336183	N/A	336183	N/A	336185	336185	336187
Cooling, radiator 50 ambient*	222992	N/A	222992	N/A	N/A	N/A	N/A
Cooling, radiator 40 ambient*	N/A	N/A	222991	N/A	N/A	N/A	N/A

## Air Cleaners, optional (Group 101)

Heavy duty	336220	352342	336220	352342	N/A	N/A	N/A
------------	--------	--------	--------	--------	-----	-----	-----

## Miscellaneous

Generator Paint (Spray Can)	221338	221338	221338	221338	221338	221338	221338
Generator Paint (Gallon Can)	221337	221337	221337	221337	221337	221337	221337

## Optional Accessories

See Parts Catalog TP-5708 for parts lists of optional accessories.

\* Obsolete kit  
N/A Not Applicable

# 6-Light Controller Kits

6-Light Microprocessor Controller Kit Parts							
Qty.	Description	Common	Kit Number/Unique Parts				
			273866	273868	273869	273871	273872
1	Controller Assembly*		A-292388	A-273784	A-292390	A-273786	A-292392
2	Screw, h.c. 10-24 x 5/8	X-117-5					
1	Washer, Lock 5/16	X-22-16					
2	Washer, Shakeproof	X-22-24					
2	Screw, r.h.m.	X-49-35					
1	Conduit, Convoluted				X-6003-17	X-6003-17	
1	Clamp, Insulator	X-672-15					
4	Screw, hex Head	X-6216-1					
1	Sensor, Ferromagnetic	241623					
1	Harness, Wiring	255040					
4	Screw, 10-24 x 5/8	X-50-8					
1	Bracket, Sensor Mounting	257070					
3	Transformer, Current		259360	259360	259414	259414	255860
1	Bracket, CT Mounting	273967					

6-Light Microprocessor Controller Kit Parts							
Qty.	Description	Common	Kit Number/Unique Parts				
			273874	273875	273877	273878	273880
1	Controller Assembly*		A-273788	A-292394	A-273790	A-273535	A-273597
2	Screw, h.c. 10-24 x 5/8	X-117-5					
1	Washer, Lock 5/16	X-22-16					
2	Washer, Shakeproof	X-22-24					
2	Washer, Lock Shakeproof	X-22-9					
2	Screw, r.h.m.	X-49-35					
1	Clamp, Insulator	X-672-15					
4	Screw, hex Head	X-6216-1					
3	Transformer, Current		255860	253503	253503	273257	273257
1	Sensor, Ferromagnetic	241623					
1	Harness, Wiring	255040					
2	Screw, 10-24 x 5/8	X-50-8					
1	Bracket, Sensor Mounting	257070					
1	Bracket, CT Mounting	273967					

6-Light Microprocessor Controller Kit Parts							
Qty.	Description	Common	Kit Number/Unique Parts				
			273881	273883	273884	273886	273887
1	Controller Assembly*		A-292463	A-273807	A-292464	A-273808	A-292389
2	Screw, h.c. 10-24 x 5/8	X-117-5					
1	Washer, Lock 5/16	X-22-16					
2	Washer, Shakeproof	X-22-24					
2	Washer, Lock Shakeproof	X-22-9					
2	Screw, r.h.m.	X-49-35					
1	Clamp, Insulator	X-672-15					
4	Screw, hex Head	X-6216-1					
1	Bracket, Sensor Mounting	257070					
1	Sensor, Ferromagnetic	241623					
1	Harness, Wiring	255040					
4	Screw, 10-24 x 5/8	X-50-8					
3	Transformer, Current		253610	253610	272691	272691	259359
1	Bracket, CT Mounting	273967					

\* See Controller Assembly section for parts list.

## 6-Light Controller Kits (continued)

6-Light Microprocessor Controller Kit Parts							
Qty.	Description	Common	Kit Number/Unique Parts				
			273889	273890	273892	273896	273898
1	Controller Assembly*		A-273783	A-292391	A-273787	A-292393	A-273789
2	Screw, h.c. 10-24 x 5/8	X-117-5					
1	Washer, Lock 5/16	X-22-16					
2	Washer, Shakeproof	X-22-24					
2	Washer, Lock Shakeproof	X-22-9					
2	Screw, r.h.m.	X-49-35					
1	Conduit, Convoluted			X-6003-17	X-6003-17	X-6003-17	X-6003-17
1	Clamp, Insulator	X-672-15					
4	Screw, hex Head	X-6216-1					
1	Sensor, Ferromagnetic	241623					
1	Harness, Wiring	255040					
2	Screw, 10-24 x 5/8	X-50-8					
1	Bracket, Sensor Mounting	257070					
3	Transformer, Current		259359	259360	259360	295414	295414
1	Bracket, CT Mounting	273967					

6-Light Microprocessor Controller Kit Parts							
Qty.	Description	Common	Kit Number/Unique Parts				
			273899	273901	273905	273907	273908
1	Controller Assembly*		A-292395	A-273791	A-292397	A-273796	A-292465
2	Screw, h.c. 10-24 x 5/8	X-117-5					
1	Washer, Lock 5/16	X-22-16					
2	Washer, Shakeproof	X-22-24					
2	Washer, Lock Shakeproof	X-22-9					
2	Screw, r.h.m.	X-49-35					
1	Conduit, Convoluted		X-6003-17	X-6003-17	X-6003-17	X-6003-17	X-6003-17
1	Clamp, Insulator	X-672-15					
4	Screw, hex Head	X-6216-1					
1	Sensor, Ferromagnetic	241623					
1	Harness, Wiring	255040					
4	Screw, 10-24 x 5/8	X-50-8					
1	Bracket, Sensor Mounting	257070					
3	Transformer, Current		255860	255860	253503	253503	272690
1	Bracket, CT Mounting		273967	273967	273967	273967	

6-Light Microprocessor Controller Kit Parts							
Qty.	Description	Common	Kit Number/Unique Parts				
			273910	275554	275556		
1	Controller Assembly*		A-273809	A-292463	A-273807		
2	Screw, h.c. 10-24 x 5/8	X-117-5					
1	Washer, Lock 5/16	X-22-16					
2	Washer, Shakeproof	X-22-24					
2	Washer, Lock Shakeproof	X-22-9					
2	Screw, r.h.m.	X-49-35					
1	Conduit, Convoluted		X-6003-17				
1	Clamp, Insulator	X-672-15					
4	Screw, hex Head	X-6216-1					
1	Sensor, Ferromagnetic	241623					
1	Harness, Wiring	255040					
2	Screw, 10-24 x 5/8	X-50-8					
1	Bracket, Sensor Mounting	257070					
3	Transformer, Current		273257	253610	253610		
1	Bracket, CT Mounting			273840	273840		

\* See Controller Assembly section for parts list.

# 6- and 7-Light Controller Kits

6- and 7-Light Microprocessor Controller Kit Parts							
Qty.	Description	Common	Kit Number/Unique Parts				
			327008	327010	327013	327015	327018
1	Controller Assembly*		A-292388	A-273784	A-292390	A-273786	A-292392
1	Controller Assembly*		A-328990†	A-347026†	A-328991†	A-347027†	A-328993†
2	Screw, h.c. 10-24 x 5/8	X-117-5					
4	Washer, Lock 5/16	X-22-16					
2	Washer, Shakeproof	X-22-24					
2	Washer, Lock Shakeproof	X-22-9					
2	Screw, r.h.m.	X-49-35					
1	Conduit, Convoluted						
1	Clamp, Insulator	X-672-15					
1	Screw, Drill hex	X-794-1					
1	Sensor, Ferromagnetic	241623					
1	Harness, Wiring	255040					
1	Bracket, Sensor Mounting	257070					
3	Transformer, Current		259360	259360	259414	259414	255860
1	Bracket, CT Mounting	276417					

6- and 7-Light Microprocessor Controller Kit Parts							
Qty.	Description	Common	Kit Number/Unique Parts				
			327020	327023	327025	327028	327030
1	Controller Assembly*		A-273788	A-292389	A-273783	A-292391	A-273787
1	Controller Assembly*		A-347029†	A-328989†	A-347025†	A-328992†	A-347028†
2	Screw, h.c. 10-24 x 5/8	X-117-5					
4	Washer, Lock 5/16	X-22-16					
2	Washer, Shakeproof	X-22-24					
2	Washer, Lock Shakeproof	X-22-9					
2	Screw, r.h.m.	X-49-35					
1	Conduit, Convoluted			X-6003-17	X-6003-17	X-6003-17	X-6003-17
1	Clamp, Insulator	X-672-15					
1	Screw, Drill hex	X-794-1					
1	Sensor, Ferromagnetic	241623					
1	Harness, Wiring	255040					
1	Bracket, Sensor Mounting	257070					
3	Transformer, Current		255860	259793	259793	259792	259792
1	Bracket, CT Mounting	276417					

6- and 7-Light Microprocessor Controller Kit Parts							
Qty.	Description	Common	Kit Number/Unique Parts				
			327034	327039	327036	327041	327044
1	Controller Assembly*		A-292393	A-292392	A-273789	A-273788	A-273394
1	Controller Assembly*		A-328994†	A-328993†	A-347030†	A-347029†	A-328995†
2	Screw, h.c. 10-24 x 5/8	X-117-5					
4	Washer, Lock 5/16	X-22-16					
2	Washer, Shakeproof	X-22-24					
2	Washer, Lock Shakeproof	X-22-9					
2	Screw, r.h.m.	X-49-35					
1	Conduit, Convoluted		X-6003-17			X-6003-17	
1	Clamp, Insulator	X-672-15					
1	Screw, Drill hex	X-794-1					
1	Sensor, Ferromagnetic	241623					
1	Harness, Wiring	255040					
1	Bracket, Sensor Mounting	257070					
3	Transformer, Current		259359	255860	259359	255860	253503
1	Bracket, CT Mounting	276417					

\* See Controller Assembly section for parts list.

† This controller assembly used in kit effective with generator set serial number greater than or equal to 363369.

## 6- and 7-Light Controller Kits (continued)

6- and 7-Light Microprocessor Controller Kit Parts							
Qty.	Description	Common	Kit Number/Unique Parts				
			327046	327049	327054	327056	327051
1	Controller Assembly*		A-273790	A-292397	A-292464	A-273808	A-273796
1	Controller Assembly*		A-347031†	A-328998†	A-347016†	A-347050†	A-347035†
2	Screw, h.c. 10-24 x 5/8	X-117-5					
4	Washer, Lock 5/16	X-22-16					
2	Washer, Shakeproof	X-22-24					
2	Washer, Lock Shakeproof	X-22-9					
2	Screw, r.h.m.	X-49-35					
1	Conduit, Convolute			X-6003-17		X-6003-17	X-6003-17
1	Clamp, Insulator	X-672-15					
1	Screw, Drill hex	X-794-1					
1	Sensor, Ferromagnetic	241623					
1	Harness, Wiring	255040					
1	Bracket, Sensor Mounting	257070					
3	Transformer, Current		253503	259414	272691	272691	259414
1	Bracket, CT Mounting		276417	276417	325382	325382	276417

6- and 7-Light Microprocessor Controller Kit Parts							
Qty.	Description	Common	Kit Number/Unique Parts				
			327059	327061	327064	327066	327069
1	Controller Assembly*		A-292395	A-273791	A-273538	A-273597	A-292463
1	Controller Assembly*		A-328996†	A-347032†	A-347019†	A-347053†	A-347015†
2	Screw, h.c. 10-24 x 5/8	X-117-5					
4	Washer, Lock 5/16	X-22-16					
2	Washer, Shakeproof	X-22-24					
2	Washer, Lock Shakeproof	X-22-9					
2	Screw, r.h.m.	X-49-35					
1	Conduit, Convolute		X-6003-17	X-6003-17		X-6003-17	
1	Clamp, Insulator	X-672-15					
1	Screw, Drill hex	X-794-1					
1	Sensor, Ferromagnetic	241623					
1	Harness, Wiring	255040					
1	Bracket, Sensor Mounting	257070					
3	Transformer, Current		259360	259360	273257	273257	253610
1	Bracket, CT Mounting		276417	276417	299966	299966	299966

6- and 7-Light Microprocessor Controller Kit Parts							
Qty.	Description	Common	Kit Number/Unique Parts				
			327071	327074	327076		
1	Controller Assembly*		A-273807	A-292465	A-273809		
1	Controller Assembly*		A-347049†	A-347017†	A-347051†		
2	Screw, h.c. 10-24 x 5/8	X-117-5					
4	Washer, Lock 5/16	X-22-16					
2	Washer, Shakeproof	X-22-24					
2	Washer, Lock Shakeproof	X-22-9					
2	Screw, r.h.m.	X-49-35					
1	Conduit, Convolute			X-6003-17	X-6003-17		
1	Clamp, Insulator	X-672-15					
1	Screw, Drill hex	X-794-1					
1	Sensor, Ferromagnetic	241623					
1	Harness, Wiring	255040					
1	Bracket, Sensor Mounting	257070					
3	Transformer, Current		255860	279272	279272		
1	Bracket, CT Mounting		276417	325382	325382		

\* See Controller Assembly section for parts list.

† This controller assembly used in kit effective with generator set serial number greater than or equal to 363369.

## 6- and 7- Light Controller Kits (continued)

6- and 7-Light Microprocessor Controller Kit Parts							
Qty.	Description	Common	Kit Number/Unique Parts				
			352417	352419	352421	352423	352425
1	Controller Assembly		A-354472	A-354473	A-328997	A-354474	A-328999
2	Screw, hex Head	X-117-5					
4	Washer, Lock	X-22-16					
2	Washer, Lock	X-22-24					
2	Washer, Lock	X-22-9					
2	Screw, r.h.m.	X-49-35					
1	Clamp, Insulator	X-672-15					
4	Screw, Drill hex	X-794-1					
1	Sensor, Ferromagnetic	241623					
3	Transformer, Current		255860	255860	253503	253503	273257
1	Harness, Wiring	255040					
1	Bracket, Sensor Mounting	257070					
1	Bracket, CT Mounting	276417					

6- and 7-Light Microprocessor Controller Kit Parts							
Qty.	Description	Common	Kit Number/Unique Parts				
			352427	352429	352431	352592	352594
1	Controller Assembly		A-347034	A-347064	A-328997	A-354474	A-328999
2	Screw, hex Head	X-117-5					
4	Washer, Lock	X-22-16					
2	Washer, Lock	X-22-24					
2	Washer, Lock	X-22-9					
2	Screw, r.h.m.	X-49-35					
1	Conduit, Convuluted		N/A	X-6003-17	X-6003-17	N/A	N/A
1	Clamp, Insulator	X-672-15					
4	Screw, Drill hex	X-794-1					
1	Sensor, Ferromagnetic	241623					
3	Transformer, Current		273527	259360	259360	253274	253274
1	Harness, Wiring	255040					
1	Bracket, Sensor Mounting	257070					
1	Bracket, CT Mounting		239966	276417	276417	267417	276417

6- and 7-Light Microprocessor Controller Kit Parts							
Qty.	Description	Common	Kit Number/Unique Parts				
			352554	352556	360323	360327	
1	Controller Assembly		A-352560	A-352562	A-360313	A-360317	
2	Screw, hex Head	X-117-5					
4	Washer, Lock	X-22-16					
2	Washer, Lock	X-22-24					
2	Washer, Lock	X-22-9					
2	Screw, r.h.m.	X-49-35					
1	Clamp, Insulator	X-672-15					
4	Screw, Drill hex	X-794-1					
1	Sensor, Ferromagnetic	241623					
3	Transformer, Current		253274	253274	253502	253502	
1	Harness, Wiring	255040					
1	Bracket, Sensor Mounting	257070					
1	Bracket, CT Mounting	276417					

## 6- and 7-Light Controller Kits (continued)

6- and 7-Light Microprocessor Controller Kit Parts							
Qty.	Description	Common	Kit Number/Unique Parts				
			352597	352599	352602	352604	352612
1	Controller Assembly		A-347450	A-352630	A-352632	A-352633	A-352634
2	Screw, h.c. 10-24 x 5/8	X-117-5					
4	Washer, Lock 5/16	X-22-16					
2	Washer, Shakeproof	X-22-24					
2	Washer, Lock Shakeproof	X-22-9					
2	Screw, r.h.m.	X-49-35					
1	Clamp, Insulator	X-672-15					
1	Screw, Drill hex	X-794-1					
1	Sensor, Ferromagnetic	241623					
1	Harness, Wiring	255040					
1	Bracket, Sensor Mounting	257070					
3	Transformer, Current		259360	259360	259414	259414	259793
1	Bracket, CT Mounting		276417	276417	276417	276417	276417

6- and 7-Light Microprocessor Controller Kit Parts							
Qty.	Description	Common	Kit Number/Unique Parts				
			352554	352556	360323	360327	
1	Controller Assembly		A-352560	A-352562	A-360313	A-360317	
2	Screw, hex Head	X-117-5					
4	Washer, Lock	X-22-16					
2	Washer, Lock	X-22-24					
2	Washer, Lock	X-22-9					
2	Screw, r.h.m.	X-49-35					
1	Clamp, Insulator	X-672-15					
4	Screw, Drill hex	X-794-1					
1	Sensor, Ferromagnetic	241623					
3	Transformer, Current		253274	253274	253502	253502	
1	Harness, Wiring	255040					
1	Bracket, Sensor Mounting	257070					
1	Bracket, CT Mounting	276417					

6- and 7-Light Microprocessor Controller Kit Parts							
Qty.	Description	Common	Kit Number/Unique Parts				
			352614	352617	352619	352622	352624
1	Controller Assembly		A-352636	A-352637	A-352639	A-352640	A-352642
2	Screw, h.c. 10-24 x 5/8	X-117-5					
4	Washer, Lock 5/16	X-22-16					
2	Washer, Shakeproof	X-22-24					
2	Washer, Lock Shakeproof	X-22-9					
2	Screw, r.h.m.	X-49-35					
1	Clamp, Insulator	X-672-15					
1	Screw, Drill hex	X-794-1					
1	Sensor, Ferromagnetic	241623					
1	Harness, Wiring	255040					
1	Bracket, Sensor Mounting	257070					
3	Transformer, Current		259793	259792	259414	259359	259359
1	Bracket, CT Mounting		276417	276417	276417	276417	276417

## 6- and 7- Light Controller Kits (continued)

6- and 7-Light Microprocessor Controller Kit Parts						
Qty.	Description	Common	Kit Number/Unique Parts			
			352554	352556		
1	Controller Assembly		A-352560	A-352562		
2	Screw, hex Head	X-117-5				
4	Washer, Lock	X-22-16				
2	Washer, Lock	X-22-24				
2	Washer, Lock	X-22-9				
2	Screw, r.h.m.	X-49-35				
1	Clamp, Insulator	X-672-15				
4	Screw, Drill hex	X-794-1				
1	Sensor, Ferromagnetic	241623				
3	Transformer, Current		253274	253274		
1	Harness, Wiring	255040				
1	Bracket, Sensor Mounting	257070				
1	Bracket, CT Mounting	276417				

6- and 7-Light Microprocessor Controller Kit Parts						
Qty.	Description	Common	Kit Number/Unique Parts			
			360323	360324	360327	360328
1	Controller Assembly		A-360313	A-360314	A-360317	A-360318
2	Screw, h.c. 10-24 x 5/8	X-117-5				
4	Washer, Lock 5/16	X-22-16				
2	Washer, Shakeproof	X-22-24				
2	Washer, Lock Shakeproof	X-22-9				
2	Screw, r.h.m.	X-49-35				
1	Clamp, Insulator	X-672-15				
1	Screw, Drill hex	X-794-1				
1	Sensor, Ferromagnetic	241623				
1	Harness, Wiring	255040				
1	Bracket, Sensor Mounting	257070				
3	Transformer, Current	253502				
1	Bracket, CT Mounting	276417				

# 6-Light Controller Assemblies

Qty.	Description	Common Parts	6-Light Controller Assembly Number/Unique Parts				
			A-273538	A-273597	A-273783	A-273784	A-273786
1	Potentiometer Assembly	A-255041					
1	6-light Circuit Board	B-292381					
1	Main Circuit Board	G-292806					
1	Washer, Shakeproof E.T.	X-22-20					
2	Washer, Lock	X-22-50					
4	Washer, Lock #6	X-22-6					
3	Washer, Lock #8	X-22-7					
8	Washer, Plain	X-25-73					
1	Grommet	X-284-31					
1	Plug, Button	X-301-29					
1	Plug, Button	X-301-34					
2	Screw, r.h.m. 6-32 x 3/8	X-49-2					
18	Screw, r.h.m. 6-32 x 1/4	X-49-25					
2	Screw, Pan Head	X-49-39					
4	Screw, r.h.m. 10-24 x 3/4	X-50-3					
1	Screw, Pan Head Machine	X-50-70					
2	Screw, r.h.m.	X-51-53					
1	Strap, Ground	X-6046-2					
1	Jumper	X-6048-2					
12	Screw, hex	X-6216-1					
2	Nut, Hex.	X-6234-6					
2	Screw, Thread Forming	X-67-127					
1	Sleeve	X-696-5					
4	Spacer	X-712-9					
1	Tab, Ident.	201620-86					
1	Meter, Hour	238736					
1	Terminal	238898					
1	Connector, Plug 6 Position	241617					
1	Nameplate	292385					
1	Block, Terminal	246115					
1	Voltmeter	253329					
3	Lamp	255126					
2	Lamp, Meter Scale	291740					
4	Bumper	255443					
1	Plate, Hinge		292908	273785	273785	273785	273785
1	Voltmeter, AC		282816	282816	282817	282816	282816
1	Gauge, Oil Pressure	282897					
1	Gauge, Water Temperature	282898					
1	Ammeter, AC		282806	282806	282800	282801	282802
3	Socket, Lamp	284990					
8	Spacer, Circuit Board	287948					
3	Fuse, 1.5 Amp	291207					
1	Decal	292347					
1	Resistor			292352	292352		
1	Decal	292361					
1	Switch, Selector		292373	292374	292374	292373	292373
1	Holder, Fuse	292821					
1	Marker, Strip	292823					
1	Bumper	292834					
1	Harness, Cable	292836					
1	Meter, Frequency	282818					
1	Cover, Controller	273838					
1	Box, Silkscreened Controller		292375	273813	273813	273813	273813

## 6-Light Controller Assemblies (continued)

Qty.	Description	Common Parts	6-Light Controller Assembly Number/Unique Parts				
			A-273787	A-273788	A-273789	A-273790	A-273791
1	Potentiometer Assembly	A-255041					
1	6-light Circuit Board	B-292381					
1	Main Circuit Board	G-292806					
1	Washer, Shakeproof E.T.	X-22-20					
2	Washer, Lock	X-22-50					
4	Washer, Lock #6	X-22-6					
3	Washer, Lock #8	X-22-7					
8	Washer, Plain	X-25-73					
1	Grommet	X-284-31					
1	Plug, Button	X-301-29					
1	Plug, Button	X-301-34					
2	Screw, r.h.m. 6-32 x 3/8	X-49-2					
18	Screw, r.h.m. 6-32 x 1/4	X-49-25					
2	Screw, Pan Head	X-49-39					
4	Screw, r.h.m. 10-24 x 3/4	X-50-3					
1	Screw, Pan Head Machine	X-50-70					
2	Screw, r.h.m.	X-51-53					
1	Strap, Ground	X-6046-2					
1	Jumper	X-6048-2					
12	Screw, hex	X-6216-1					
2	Nut, Hex.	X-6234-6					
2	Screw, Thread Forming	X-67-127					
1	Sleeve	X-696-5					
4	Spacer	X-712-9					
1	Tab, Ident.	201620-86					
1	Meter, Hour	238736					
1	Terminal	238898					
1	Connector, Plug 6 Position	241617					
1	Cover, Controller	273838					
1	Block, Terminal	246115					
1	Voltmeter	253329					
2	Lamp	291740					
3	Lamp	255126					
4	Bumper	255443					
1	Plate, Hinge	273785					
1	Voltmeter, AC		282817	282816	282817	282816	282817
1	Gauge, Oil Pressure	282897					
1	Gauge, Water Temperature	282898					
1	Ammeter, AC		282801	282804	282802	282805	282804
3	Socket, Lamp	284990					
8	Spacer, Circuit Board	287948					
3	Fuse, 1.5 Amp	291207					
1	Decal	292347					
1	Resistor		292352		292352		292352
1	Decal	292361					
1	Switch, Selector		292374	292373	292374	292373	292374
1	Holder, Fuse	292821					
1	Marker, Strip	292823					
1	Bumper	292834					
1	Harness, Cable	292836					
1	Meter, Frequency	282818					
1	Nameplate	292385					
1	Box, Silkscreened Controller	273813					

## 6-Light Controller Assemblies (continued)

Qty.	Description	Common Parts	6-Light Controller Assembly Number/Unique Parts				
			A-273796	A-273807	A-273808	A-273809	
1	Potentiometer Assembly	A-255041					
1	6-light Circuit Board	B-292381					
1	Main Circuit Board	G-292806					
1	Washer, Shakeproof E.T.	X-22-20					
2	Washer, Lock	X-22-50					
4	Washer, Lock #6	X-22-6					
3	Washer, Lock #8	X-22-7					
8	Washer, Plain	X-25-73					
1	Grommet	X-284-31					
1	Plug, Button	X-301-29					
1	Plug, Button	X-301-34					
2	Screw, r.h.m. 6-32 x 3/8	X-49-2					
18	Screw, r.h.m. 6-32 x 1/4	X-49-25					
2	Screw, Pan Head	X-49-39					
4	Screw, r.h.m. 10-24 x 3/4	X-50-3					
1	Screw, Pan Head Machine	X-50-70					
2	Screw, r.h.m.	X-51-53					
1	Strap, Ground	X-6046-2					
1	Jumper	X-6048-2					
12	Screw, hex	X-6216-1					
2	Nut, Hex.	X-6234-6					
2	Screw, Thread Forming	X-67-127					
1	Sleeve	X-696-5					
4	Spacer	X-712-9					
1	Tab, Ident.	201620-86					
1	Meter, Hour	238736					
1	Terminal	238898					
1	Connector, Plug 6 Position	241617					
1	Cover, Controller	273838					
1	Block, Terminal	246115					
1	Voltmeter	253329					
2	Lamp	291740					
3	Lamp	255126					
4	Bumper	255443					
1	Plate, Hinge	273785					
1	Voltmeter, AC		282817	282816	282816	282817	
1	Gauge, Oil Pressure	282897					
1	Gauge, Water Temperature	282898					
1	Ammeter AC		282806	282807	282808	282806	
3	Socket, Lamp	284990					
8	Spacer, Circuit Board	287948					
3	Fuse, 1.5 Amp	291207					
1	Decal	292347					
1	Resistor		292352			292352	
1	Decal	292361					
1	Switch, Selector		292374	292373	292374	292374	
1	Holder, Fuse	292821					
1	Marker, Strip	292823					
1	Bumper	292834					
1	Harness, Cable	292836					
1	Meter, Frequency	282818					
1	Nameplate	292385					
1	Box, Silkscreened Controller	273813					

## 6-Light Controller Assemblies (continued)

Qty.	Description	Common Parts	6-Light Controller Assembly Number/Unique Parts				
			A-292388	A-292389	A-292390	A-292391	A-292392
1	Potentiometer Assembly	A-255041					
1	6-light Circuit Board	B-292381					
1	Main Circuit Board	G-292806					
1	Washer, Shakeproof E.T.	X-22-20					
2	Washer, Lock	X-22-50					
4	Washer, Lock #6	X-22-6					
3	Washer, Lock #8	X-22-7					
1	Grommet	X-284-31					
1	Plug, Button	X-301-29					
1	Plug, Button	X-301-34					
2	Screw, r.h.m. 6-32 x 3/8	X-49-2					
18	Screw, r.h.m. 6-32 x 1/4	X-49-25					
2	Screw, Pan Head	X-49-39					
4	Screw, r.h.m. 10-24 x 3/4	X-50-3					
1	Screw, Pan Head Machine	X-50-70					
2	Screw, r.h.m.	X-51-53					
1	Strap, Ground	X-6046-2					
1	Jumper	X-6048-2					
10	Screw, hex	X-6216-1					
2	Nut, Hex.	X-6234-6					
2	Screw, Thread Forming	X-67-127					
1	Sleeve	X-696-5					
4	Spacer	X-712-9					
1	Tab, Ident.	201620-86					
1	Meter, Hour	238736					
1	Terminal	238898					
1	Connector, Plug 6 Position	241617					
1	Block, Terminal	246115					
6	Lens, Red	253241					
1	Voltmeter	253329					
2	Lamp, Meter Scale	253332					
2	Lamp	255126					
1	Plate, Hinge	292908					
1	Voltmeter, AC		282816	282817	282816	282817	282816
1	Gauge, Oil Pressure	282897					
1	Gauge, Water Temperature	282898					
1	Ammeter		282801	282800	282802	282801	282804
2	Socket, Lamp	284990					
8	Spacer, Circuit Board	287948					
3	Fuse, 1.5 Amp	291207					
1	Decal	292347					
1	Resistor			292352		292352	
1	Decal	292361					
1	Switch, Selector		292373	292374	292373	292374	292373
1	Holder, Fuse	292821					
1	Marker, Strip	292823					
1	Bumper	292834					
1	Harness, Cable	292836					
1	Meter, Frequency	295069					
1	Cover, Controller	292818					
1	Nameplate	292384					
1	Box, Silkscreened Controller	292375					

## 6-Light Controller Assemblies (continued)

Qty.	Description	Common Parts	6-Light Controller Assembly Number/Unique Parts				
			A-292393	A-292394	A-292395	A-292397	A-292463
1	Potentiometer Assembly	A-255041					
1	6-light Circuit Board	B-292381					
1	Main Circuit Board	G-292806					
1	Washer, Shakeproof E.T.	X-22-20					
2	Washer, Lock	X-22-50					
4	Washer, Lock #6	X-22-6					
3	Washer, Lock #8	X-22-7					
8	Washer, Plain	X-25-73					
1	Grommet	X-284-31					
1	Plug, Button	X-301-29					
1	Plug, Button	X-301-34					
2	Screw, r.h.m. 6-32 x 3/8	X-49-2					
18	Screw, r.h.m. 6-32 x 1/4	X-49-25					
2	Screw, Pan Head	X-49-39					
4	Screw, r.h.m. 10-24 x 3/4	X-50-3					
1	Screw, Pan Head Machine	X-50-70					
2	Screw, r.h.m.	X-51-53					
1	Strap, Ground	X-6046-2					
1	Jumper	X-6048-2					
10	Screw, hex	X-6216-1					
2	Nut, Hex.	X-6234-6					
2	Screw, Thread Forming	X-67-127					
1	Sleeve	X-696-5					
4	Spacer	X-712-9					
1	Tab, Ident.	201620-86					
1	Meter, Hour	238736					
1	Terminal	238898					
1	Connector, Plug 6 Position	241617					
1	Block, Terminal	246115					
1	Voltmeter	253329					
2	Lamp, Meter Scale	291740					
2	Lamp	255126					
4	Bumper	255443					
1	Plate, Hinge	292908					
1	Voltmeter, AC	282897	282817	282817	282817	282817	282816
1	Gauge, Oil Pressure	282898					
1	Gauge, Water Temperature	282898					
1	Ammeter	282934	282802	282805	282804	282805	282807
2	Socket, Lamp	284990					
8	Spacer, Circuit Board	287948					
3	Fuse, 1.5 Amp	291207					
1	Decal	292347					
1	Resistor	292352	292352		292352	292352	
1	Decal	292361					
1	Switch, Selector	292821	292374	292373	292374	292374	292373
1	Holder, Fuse	292823					
1	Marker, Strip	292834					
1	Bumper	292834					
1	Harness, Cable	292836					
1	Meter, Frequency	282818					
1	Cover, Controller	292818					
1	Nameplate	292384					
1	Box, Silkscreened Controller	292375					

## 6-Light Controller Assemblies (continued)

Qty.	Description	Common Parts	6-Light Controller Assembly Number/Unique Parts				
			A-292464	A-292465			
1	Potentiometer Assembly	A-255041					
1	6-light Circuit Board	B-292381					
1	Main Circuit Board	G-292806					
1	Washer, Shakeproof E.T.	X-22-20					
2	Washer, Lock	X-22-50					
4	Washer, Lock #6	X-22-6					
3	Washer, Lock #8	X-22-7					
8	Washer, Plain	X-25-73					
1	Grommet	X-284-31					
1	Plug, Button	X-301-29					
1	Plug, Button	X-301-34					
2	Screw, r.h.m. 6-32 x 3/8	X-49-2					
18	Screw, r.h.m. 6-32 x 1/4	X-49-25					
2	Screw, Pan Head	X-49-39					
4	Screw, r.h.m. 10-24 x 3/4	X-50-3					
1	Screw, Pan Head Machine	X-50-70					
2	Screw, r.h.m.	X-51-53					
1	Strap, Ground	X-6046-2					
1	Jumper	X-6048-2					
10	Screw, hex	X-6216-1					
2	Nut, Hex.	X-6234-6					
2	Screw, Thread Forming	X-67-127					
1	Sleeve	X-696-5					
4	Spacer	X-712-9					
1	Tab, Ident.	201620-86					
1	Meter, Hour	238736					
1	Terminal	238898					
1	Connector, Plug 6 Position	241617					
1	Block, Terminal	246115					
1	Voltmeter	253329					
2	Lamp, Meter Scale	291740					
2	Lamp	255126					
4	Bumper	255443					
1	Plate, Hinge	292908					
1	Voltmeter, AC		282816	282817			
1	Gauge, Oil Pressure	282897					
1	Gauge, Water Temperature	282898					
1	Ammeter	282934	282808	282806			
2	Socket, Lamp	284990					
8	Spacer, Circuit Board	287948					
3	Fuse, 1.5 Amp	291207					
1	Decal	292347					
1	Resistor			292352			
1	Decal	292361					
1	Switch, Selector		292374	292374			
1	Holder, Fuse	292821					
1	Marker, Strip	292823					
1	Bumper	292834					
1	Harness, Cable	292836					
1	Meter, Frequency	282818					
1	Cover, Controller	292818					
1	Nameplate	292384					
1	Box, Silkscreened Controller	292375					

# 7-Light Controller Assemblies

Qty.	Description	Common Parts	7-Light Controller Assembly Number/Unique Parts				
			A-328989	A-328990	A-328991	A-328992	A-328993
1	Potentiometer Assembly	A-255041					
1	7-light Circuit Board	A-336415					
1	Main Circuit Board	A-336430					
1	Washer, Shakeproof E.T.	X-22-20					
2	Washer, Lock	X-22-50					
4	Washer, Lock #6	X-22-6					
3	Washer, Lock #8	X-22-7					
8	Washer, Plain	X-25-73					
1	Grommet	X-284-31					
1	Plug, Button	X-301-29					
1	Plug, Button	X-301-34					
2	Screw, r.h.m. 6-32 x 3/8	X-49-2					
18	Screw, r.h.m. 6-32 x 1/4	X-49-25					
2	Screw, Pan Head	X-49-39					
4	Screw, r.h.m. 10-24 x 3/4	X-50-3					
1	Screw, Pan Head Machine	X-50-70					
2	Screw, r.h.m.	X-51-53					
1	Strap, Ground	X-6046-2					
1	Jumper	X-6048-2					
10	Screw,	X-6216-1					
2	Nut, Hex.	X-6234-6					
2	Screw, Thread Forming	X-67-127					
1	Sleeve	X-696-5					
4	Spacer	X-712-9					
1	Tab, Ident.	201620-86					
1	Meter, Hour	238736					
1	Terminal	238898					
1	Connector, Plug 6 Position	241617					
1	Cover, Controller	292818					
1	Block, Terminal	246115					
1	Voltmeter	253329					
3	Lamp	255126					
2	Lamp, Meter Scale	291740					
4	Bumper	255443					
1	Plate, Hinge	292908					
1	Voltmeter, AC	282897	282817	282816	282816	282817	282816
1	Gauge, Oil Pressure	282898					
1	Gauge, Water Temperature		282800	282801	282802	282801	282804
1	Ammeter, AC						
3	Socket, Lamp	284990					
8	Spacer, Circuit Board	287948					
3	Fuse, 1.5 Amp	291207					
1	Decal	292347					
1	Resistor		292352			292352	
1	Decal	292361					
1	Switch, Selector		292374	292373	292373	292374	292373
1	Holder, Fuse	292821					
1	Marker, Strip	292823					
1	Bumper	292834					
1	Harness, Cable	328910					
1	Meter, Frequency	282818					
1	Nameplate		328910	328909	328909	328910	328909
1	Box, Silkscreened Controller	292375					

## 7-Light Controller Assemblies (continued)

Qty.	Description	Common Parts	7-Light Controller Assembly Number/Unique Parts				
			A-328994	A-328995	A-328996	A-328997	A-328998
1	Potentiometer Assembly	A-255041					
1	7-light Circuit Board	A-336415					
1	Main Circuit Board	A-336430					
1	Washer, Shakeproof E.T.	X-22-20					
2	Washer, Lock	X-22-50					
4	Washer, Lock #6	X-22-6					
3	Washer, Lock #8	X-22-7					
8	Washer, Plain		X-25-73	X-25-73	X-25-73		
1	Grommet	X-284-31					
1	Plug, Button	X-301-29					
1	Plug, Button	X-301-34					
5	Tie, Cable Nylon					X-468-3	X-468-3
2	Screw, r.h.m. 6-32 x 3/8	X-49-2					
18	Screw, r.h.m. 6-32 x 1/4	X-49-25					
2	Screw, Pan Head	X-49-39					
4	Screw, r.h.m. 10-24 x 3/4	X-50-3					
1	Screw, Pan Head Machine	X-50-70					
2	Screw, r.h.m.	X-51-53					
2	Plug, Cap					X-519-1	X-519-1
1	Strap, Ground	X-6046-2					
12	Screw, hex	X-6216-1					
2	Nut, Hex.	X-6234-6					
2	Screw, Thread Forming	X-67-127					
1	Sleeve	X-696-5					
4	Spacer	X-712-9					
1	Tab, Ident.	201620-86					
1	Meter, Hour	238736					
1	Terminal	238898					
1	Jumper	X-6048-2					
1	Connector, Plug 6 Position	241617					
1	Block, Terminal	246115					
1	Voltmeter		253329	253329	253329	255324	255224
3	Lamp	255126					
1	Gauge, Oil Pressure	282897					
1	Gauge, Water Temperature	282898					
4	Bumper	255443					
1	Voltmeter, AC		282817	282817	282816	282816	282817
1	Meter, Frequency	282818					
1	Ammeter, AC		282802	282805	282804	282805	282805
2	Bulb		N/A	N/A	N/A	283420	N/A
1	Nameplate		328910	328909	328940	328909	328910
3	Socket, Lamp	284990					
8	Spacer, Circuit Board	287948					
3	Fuse, 1.5 Amp	291207					
2	Lamp	291740					
1	Decal	292347					
1	Resistor		292352	N/A	292352	268297	292352
1	Decal	292361					
1	Switch, Selector		292374	292373	292374	292373	292374
1	Cover, Controller	292818					
1	Holder, Fuse	292821					
1	Marker, Strip	292823					
1	Bumper	292834					
1	Harness, Cable		292836	292836	292836	336428	292836
1	Plate, Hinge	292908					
1	Box, Silkscreened Controller	292375					

## 7-Light Controller Assemblies (continued)

Qty.	Description	Common Parts	7-Light Controller Assembly Number/Unique Parts					
			A-328999	A-347015	A-347016	A-347017	A-347019	
1	Potentiometer Assembly	A-255041						
1	7-light Circuit Board	A-336415						
1	Main Circuit Board	A-336430						
1	Washer, Shakeproof E.T.	X-22-20						
2	Washer, Lock	X-22-50						
4	Washer, Lock #6	X-22-6						
3	Washer, Lock #8	X-22-7						
8	Washer, Plain		N/A	X-25-73	X-25-73	X-25-73	X-25-73	
1	Grommet	X-284-31						
1	Plug, Button	X-301-29						
1	Plug, Button	X-301-34						
5	Tie, Cable Nylon		X-468-3		N/A	N/A	N/A	
2	Screw, r.h.m. 6-32 x 3/8	X-49-2						
18	Screw, r.h.m. 6-32 x 1/4	X-49-25						
2	Screw, Pan Head	X-49-39						
1	Screw, Pan Head Machine	X-50-70						
2	Screw, r.h.m.	X-51-53						
2	Plug, Cap		X-519-1	N/A	N/A	N/A	N/A	
1	Strap, Ground	X-6046-2						
1	Jumper	X-6048-2						
2	Nut, Hex.	X-6234-6						
2	Screw, Thread Forming	X-67-127						
1	Sleeve	X-696-5						
4	Spacer	X-712-9						
1	Tab, Ident.	201620-86						
1	Meter, Hour	238736						
1	Terminal	238898						
1	Connector, Plug 6 Position	241617						
1	Block, Terminal	246115						
3	Lamp	255126						
1	Voltmeter, AC		282816	282816	282816	282817	282816	
1	Gauge, Oil Pressure	282897						
1	Gauge, Water Temperature	282898						
1	Ammeter AC		282806	282807	282808	282806	282806	
3	Bulb		283420	N/A	N/A	N/A	N/A	
3	Socket, Lamp	284990						
8	Spacer, Circuit Board	287948						
3	Fuse, 1.5 Amp	291207						
2	Lamp	291740						
1	Decal	292347						
1	Nameplate		328909	328909	328910	328910	328909	
1	Voltmeter		255224	253329	253329	253329	253329	
1	Resistor		268297	N/A	N/A	292352	292352	
1	Decal	292361						
1	Box, Silkscreened Controller	292375						
4	Bumper		N/A	255443	255443	255443	255443	
1	Switch, Selector		292373	292376	292374	292374	292373	
1	Holder, Fuse	292821						
1	Marker, Strip	292823						
1	Bumper	292834						
1	Harness, Cable	336428						
1	Meter, Frequency	282818						
1	Cover, Controller	292818						
1	Plate, Hinge	292908						
4	Screw, r.h.m. 10-24 x 3/4	X-50-3						
12	Screw, hex	X-6216-1						

## 7-Light Controller Assemblies (continued)

Qty.	Description	Common Parts	7-Light Controller Assembly Number/Unique Parts				
			A-347025	A-347026	A-347027	A-347028	A-347029
1	Potentiometer Assembly	A-255041					
1	7-light Circuit Board	A-336430					
1	Main Circuit Board	A-336415					
1	Washer, Shakeproof E.T.	X-22-20					
2	Washer, Lock	X-22-50					
4	Washer, Lock #6	X-22-6					
3	Washer, Lock #8	X-22-7					
1	Grommet	X-284-31					
1	Plug, Button	X-301-29					
1	Plug, Button	X-301-34					
2	Screw, r.h.m. 6-32 x 3/8	X-49-2					
18	Screw, r.h.m. 6-32 x 1/4	X-49-25					
2	Screw, Pan Head	X-49-39					
4	Screw, r.h.m. 10-24 x 3/4	X-50-3					
1	Screw, Pan Head Machine	X-50-70					
2	Screw, r.h.m.	X-51-53					
1	Strap, Ground	X-6046-2					
1	Jumper	X-6048-2					
12	Screw, hex	X-6216-1					
2	Nut, Hex.	X-6234-6					
2	Screw, Thread Forming	X-67-127					
1	Sleeve	X-696-5					
4	Spacer	X-712-9					
1	Tab, Ident.	201620-86					
1	Meter, Hour	238736					
1	Terminal	238898					
1	Connector, Plug 6 Position	241617					
1	Block, Terminal	246115					
6	Lens, Red	253241					
1	Voltmeter	253329					
2	Lamp, Meter Scale	253332					
2	Lamp	255126					
1	Plate, Hinge	273785					
1	Voltmeter, AC		282817	282816	282816	282817	282816
1	Gauge, Oil Pressure	282897					
1	Gauge, Water Temperature	282898					
1	Ammeter		282800	282801	282802	282801	282804
2	Socket, Lamp	284990					
8	Spacer, Circuit Board	287948					
3	Fuse, 1.5 Amp	291207					
1	Decal	292347					
1	Resistor		292352			292352	
1	Decal	292361					
1	Switch, Selector		292374	292373	292373	292374	292373
1	Holder, Fuse	292821					
1	Marker, Strip	292823					
1	Bumper	292834					
1	Harness, Cable	336428					
1	Meter, Frequency	295069					
1	Cover, Controller	273838					
1	Nameplate		328910	328909	328909	328910	328909
1	Box, Silkscreened Controller	292813					

## 7-Light Controller Assemblies (continued)

Qty.	Description	Common Parts	7-Light Controller Assembly Number/Unique Parts				
			A-347030	A-347031	A-347032	A-347034	A-347035
1	Potentiometer Assembly	A-255041					
1	7-light Circuit Board	A-336430					
1	Main Circuit Board	A-336415					
1	Washer, Shakeproof E.T.	X-22-20					
2	Washer, Lock	X-22-50					
4	Washer, Lock #6	X-22-6					
3	Washer, Lock #8	X-22-7					
8	Washer, Plain	X-25-73					
1	Grommet	X-284-31					
1	Plug, Button	X-301-29					
1	Plug, Button	X-301-34				X-468-3	
5	Tie, Cable Nylon						
2	Screw, r.h.m. 6-32 x 3/8	X-49-2					
18	Screw, r.h.m. 6-32 x 1/4	X-49-25					
2	Screw, Pan Head	X-49-39					
4	Screw, r.h.m. 10-24 x 3/4	X-50-3					
1	Screw, Pan Head Machine	X-50-70					
2	Screw, r.h.m.	X-51-53					
1	Strap, Ground	X-6046-2					
1	Jumper	X-6048-2					
10	Screw, hex	X-6216-1					
2	Nut, Hex.	X-6234-6					
2	Screw, Thread Forming	X-67-127					
1	Sleeve	X-696-5					
4	Spacer	X-712-9					
1	Tab, Ident.	201620-86					
1	Meter, Hour	238736					
1	Terminal	238898					
1	Connector, Plug 6 Position	241617					
1	Block, Terminal	246115					
4	Bumper	255443					
1	Voltmeter		253329	253329	253329	255224	253329
2	Lamp		255126	255126	255126		255126
1	Plate, Hinge	273785					
1	Box, Silkscreened Controller	273813					
1	Cover, Controller	273838					
1	Meter, Frequency	282818					
1	Gauge, Oil Pressure	282897					
1	Gauge, Water Temperature	282898					
1	Ammeter		282802	282805	282804	282806	282806
3	Bulb					283420	
8	Spacer, Circuit Board	287948					
3	Fuse, 1.5 Amp	291207					
2	Lamp, Meter Scale	291740					
1	Decal	292347					
1	Resistor		292352	268297	292352	268297	292352
1	Switch, Selector		292374	292373	292374	292373	292374
1	Holder, Fuse	292821					
1	Marker, Strip	292823					
1	Bumper	292834					
1	Voltmeter, AC		282817	282816	282817	282816	282817
2	Socket, Lamp	284990					
1	Harness, Cable	336428					
1	Nameplate		328910	328909	328910	328909	328910
1	Decal	292361					

## 7-Light Controller Assemblies (continued)

Qty.	Description	Common Parts	7-Light Controller Assembly Number/Unique Parts					
			A-347049	A-347050	A-347051	A-347053	A-347064	A-347067
1	Potentiometer Assembly	A-255041						
1	7-light Circuit Board	A-336430						
1	Main Circuit Board	A-336415						
1	Washer, Shakeproof E.T.	X-22-20						
2	Washer, Lock	X-22-50						
4	Washer, Lock #6	X-22-6						
3	Washer, Lock #8	X-22-7						
8	Washer, Plain	X-25-73						
1	Grommet	X-284-31						
1	Plug, Button	X-301-29						
1	Plug, Button	X-301-34						
5	Tie, Cable Nylon						X-468-3	X-468-3
2	Screw, r.h.m. 6-32 x 3/8	X-49-2						
18	Screw, r.h.m. 6-32 x 1/4	X-49-25						
2	Screw, Pan Head	X-49-39						
1	Screw, Pan Head Machine	X-50-70						
2	Screw, r.h.m.	X-51-53						
2	Plug, Cap						X-519-1	
1	Strap, Ground	X-6046-2						
10	Screw, hex	X-6216-1						
2	Nut, Hex.	X-6234-6						
2	Screw, Thread Forming	X-67-127						
1	Sleeve	X-696-5						
4	Spacer	X-712-9						
1	Tab, Ident.	201620-86						
1	Meter, Hour	238736						
1	Terminal	238898						
1	Connector, Plug 6 Position	241617						
1	Block, Terminal	246115						
1	Voltmeter		253329	253329	253329	253329	255224	255224
2	Lamp, Meter Scale	291740						
2	Lamp		255126	255126	255126	255126	255126	
4	Bumper	255443						
1	Plate, Hinge		273785	273785	273785	273785	292908	273785
1	Voltmeter, AC		282816	282816	282817	282816	282817	282817
1	Gauge, Oil Pressure	282897						
1	Gauge, Water Temperature	282898						
2	Bulb						283420	283420
1	Ammeter		282807	282808	282806	282806	282805	282805
8	Spacer, Circuit Board	287948						
3	Fuse, 1.5 Amp	291207						
2	Lamp						291740	291740
1	Decal	292347						
1	Resistor						268297	268297
1	Switch, Selector		292373	292374	292374	292374	292374	292374
1	Holder, Fuse	292821						
1	Marker, Strip	292823						
1	Bumper	292834						
1	Harness, Cable	336428						
1	Meter, Frequency	282818						
1	Cover, Controller		273838	273838	273838	273838	292818	273838
1	Nameplate		328909	328910	328910	328910	328910	328910
1	Box, Silkscreened Controller		273813	273813	273813	273813	292375	273813
1	Jumper	X-6048-2						
4	Screw, r.h.m. 10-24 x 3/4	X-50-3						
2	Socket, Lamp	284990						
1	Resistor				292352	292352	292352	292352
1	Decal	292361						

## 7-Light Controller Assemblies (continued)

Qty.	Description	Common Parts	7-Light Controller Assembly Number/Unique Parts				
			A-347450	A-352560	A-352562	A-352629	A-352630
1	Potentiometer Assembly	A-255041					
1	7-light Circuit Board	A-336430					
1	Main Circuit Board	A-336415					
1	Washer, Shakeproof E.T.	X-22-20					
2	Washer, Lock	X-22-50					
4	Washer, Lock #6	X-22-6					
3	Washer, Lock #8	X-22-7					
8	Washer, Plain				X-25-73	X-25-73	X-25-73
1	Grommet	X-284-31					
1	Plug, Button	X-301-29					
1	Plug, Button	X-301-34					
5	Tie, Cable Nylon	X-468-3					
2	Screw, r.h.m. 6-32 x 3/8	X-49-2					
18	Screw, r.h.m. 6-32 x 1/4	X-49-25					
2	Screw, Pan Head	X-49-39					
5	Screw, r.h.m. 10-24 x 3/4	X-50-3					
8	Screw, r.h.m. 10-24 x 3/4		X-50-15	X-50-15			
1	Screw, Pan Head Machine	X-50-70					
2	Screw, r.h.m.	X-51-53					
2	Plug, Cap		X-519-1	X-519-1			
1	Strap, Ground	X-6046-2					
1	Jumper	X-6048-2					
10	Screw, hex	X-6216-1					
2	Nut, Hex.	X-6234-6					
2	Screw, Thread Forming	X-67-127					
1	Sleeve	X-696-5					
4	Spacer	X-712-9					
1	Tab, Ident.	201620-86					
1	Meter, Hour	238736					
1	Terminal	238898					
1	Connector, Plug 6 Position	241617					
1	Block, Terminal	246115					
4	Bumper				255443	255443	255443
1	Voltmeter		255224	253329	253329	255224	255224
2	Lamp			255126	255126		
2	Resistor		268297			268297	268297
1	Meter, Amps		282801	352565	352565	352565	282801
1	Plate, Hinge			292908	273785	273785	273785
1	Plate, Hinge						
1	Voltmeter, AC	282816					
1	Meter, Frequency	282818					
1	Gauge, Oil Pressure	282897					
1	Gauge, Water Temperature	282898					
2	Bulb		283420			283420	283420
1	Nameplate	328909					
2	Socket, Lamp	284990					
9	Spacer, Circuit Board	287948					
3	Fuse, 1.5 Amp	291207					
2	Lamp, Meter Scale	291740					
1	Decal	292347					
1	Decal	292361					
1	Switch, Selector	292373					
1	Box, Controller		292375	292375	273813	273813	273813
1	Cover, Controller		292818	292818	273838	273838	273838
1	Holder, Fuse	292821					
1	Marker, Strip	292823					
4	Bumper	292834					
1	Harness, Cable	336428					

## 7-Light Controller Assemblies (continued)

Qty.	Description	Common Parts	7-Light Controller Assembly Number/Unique Parts				
			A-352632	A-352633	A-352634	A-352636	A-352637
1	Potentiometer Assembly	A-255041					
1	7-light Circuit Board	A-336430					
1	Main Circuit Board	A-336415					
1	Washer, Shakeproof E.T.	X-22-20					
2	Washer, Lock	X-22-50					
4	Washer, Lock #6	X-22-6					
3	Washer, Lock #8	X-22-7					
8	Washer, Plain			X-25-73		X-25-73	
1	Grommet	X-284-31					
1	Plug, Button	X-301-29					
1	Plug, Button	X-301-34					
5	Tie, Cable Nylon	X-468-3					
2	Screw, r.h.m. 6-32 x 3/8	X-49-2					
18	Screw, r.h.m. 6-32 x 1/4	X-49-25					
2	Screw, Pan Head	X-49-39					
5	Screw, r.h.m. 10-24 x 3/4	X-50-3					
8	Screw, r.h.m. 10-24 x 3/4		X-50-15				
1	Screw, Pan Head Machine	X-50-70					
2	Screw, r.h.m.	X-51-53					
2	Plug, Cap		X-519-1		X-519-1		X-519-1
1	Strap, Ground	X-6046-2					
1	Jumper	X-6048-2					
10	Screw, hex	X-6216-1					
2	Nut, Hex.	X-6234-6					
2	Screw, Thread Forming	X-67-127					
1	Sleeve	X-696-5					
4	Spacer	X-712-9					
1	Tab, Ident.	201620-86					
1	Meter, Hour	238736					
1	Terminal	238898					
1	Connector, Plug 6 Position	241617					
1	Block, Terminal	246115					
1	Voltmeter	255224					
4	Bumper			255443		255443	
2	Resistor	268297					
1	Plate, Hinge		292908	273785	292908	273785	292908
1	Meter, Amps		282802	282802	282800	282800	282801
1	Voltmeter, AC		282816	282816	282817	282817	282817
1	Meter, Frequency	282818					
1	Gauge, Oil Pressure	282897					
1	Gauge, Water Temperature	282898					
2	Socket, Lamp	284990					
9	Spacer, Circuit Board	287948					
3	Fuse, 1.5 Amp	291207					
2	Lamp, Meter Scale	291740					
1	Decal	292347					
1	Resistor				292352	292352	292352
1	Decal	292361					
1	Switch, Selector		292373	292373	292374	292374	292374
1	Box, Controller		292375	273813	292375	273813	292375
1	Cover, Controller		292818	273838	292818	273838	292818
1	Holder, Fuse	292821					
1	Marker, Strip	292823					
4	Bumper	292834					
1	Harness, Cable	336428					
1	Nameplate		328909	328909	328910	328910	328910
2	Bulb	283420					

## 7-Light Controller Assemblies (continued)

Qty.	Description	Common Parts	7-Light Controller Assembly Number/Unique Parts				
			A-352639	A-352640	A-352642	A-354472	A-354473
1	Potentiometer Assembly	A-255041					
1	7-light Circuit Board	A-336430					
1	Main Circuit Board	A-336415					
1	Washer, Shakeproof E.T.	X-22-20					
2	Washer, Lock	X-22-50					
4	Washer, Lock #6	X-22-6					
3	Washer, Lock #8	X-22-7					
8	Washer, Plain		X-25-73		X-25-73		X-25-73
1	Grommet	X-284-31					
1	Plug, Button	X-301-29					
1	Plug, Button	X-301-34					
5	Tie, Cable Nylon	X-468-3					
2	Screw, r.h.m. 6-32 x 3/8	X-49-2					
18	Screw, r.h.m. 6-32 x 1/4	X-49-25					
2	Screw, Pan Head	X-49-39					
5	Screw, r.h.m. 10-24 x 3/4	X-50-3					
1	Screw, Pan Head Machine	X-50-70					
2	Screw, r.h.m.	X-51-53					
2	Plug, Cap			X-519-1		X-519-1	
1	Strap, Ground	X-6046-2					
1	Jumper	X-6048-2					
10	Screw, hex	X-6216-1					
2	Nut, Hex.	X-6234-6					
2	Screw, Thread Forming	X-67-127					
1	Sleeve	X-696-5					
4	Spacer	X-712-9					
1	Tab, Ident.	201620-86					
1	Meter, Hour	238736					
1	Terminal	238898					
1	Connector, Plug 6 Position	241617					
1	Block, Terminal	246115					
1	Voltmeter	255224					
2	Lamp						
4	Bumper		255443		255443		255443
1	Resistor	268297					
1	Plate, Hinge		273785	292908	273785	292908	273785
1	Meter, Amps		282801	282802	282802	282804	282804
1	Voltmeter, AC		282817	282817	282817	282816	282816
1	Meter, Frequency	282818					
1	Gauge, Oil Pressure	282897					
1	Gauge, Water Temperature	282898					
3	Bulb	283420					
3	Socket, Lamp	284990					
9	Spacer, Circuit Board	287948					
3	Fuse, 1.5 Amp	291207					
2	Lamp, Meter Scale	291740					
1	Decal	292347					
2	Resistor		292352	292352	292352		
1	Decal	292361					
1	Switch, Selector		292374	292374	292374	292373	292373
1	Box, Controller		273813	292375	273813	292375	273813
1	Cover, Controller		273838	292818	273838	292818	273838
1	Holder, Fuse	292821					
1	Marker, Strip	292823					
4	Bumper	292834					
1	Harness, Cable	336428					
1	Nameplate		328910	328910	328910	328909	328909

## 7-Light Controller Assemblies (continued)

Qty.	Description	Common Parts	7-Light Controller Assembly Number/Unique Parts				
			A-354474	A-360313	A-360314	A-360317	A-360318
1	Potentiometer Assembly	A-255041					
1	7-light Circuit Board	A-336430					
1	Main Circuit Board	A-336415					
1	Washer, Shakeproof E.T.	X-22-20					
2	Washer, Lock	X-22-50					
4	Washer, Lock #6	X-22-6					
3	Washer, Lock #8	X-22-7					
8	Washer, Plain	X-25-73					
1	Grommet	X-284-31					
1	Plug, Button	X-301-29					
1	Plug, Button	X-301-34					
5	Tie, Cable Nylon	X-468-3					
2	Screw, r.h.m. 6-32 x 3/8	X-49-2					
18	Screw, r.h.m. 6-32 x 1/4	X-49-25					
2	Screw, Pan Head	X-49-39					
2	Plug, Cap			X-50-15	X-50-15		
5	Screw, r.h.m. 10-24 x 3/4	X-50-3					
1	Screw, Pan Head Machine	X-50-70					
2	Screw, r.h.m.	X-51-53		X-519-1	X-519-1		
1	Strap, Ground	X-6046-2					
1	Jumper	X-6048-2					
10	Screw, hex	X-6216-1					
2	Nut, Hex.	X-6234-6					
2	Screw, Thread Forming	X-67-127					
1	Sleeve	X-696-5					
4	Spacer	X-712-9					
1	Tab, Ident.	201620-86					
1	Meter, Hour	238736					
1	Terminal	238898					
1	Connector, Plug 6 Position	241617					
1	Block, Terminal	246115					
1	Voltmeter		255224	253329	255224	253329	255224
2	Lamp			255126		255126	
1	Plate, Hinge		273785	292908	292908	273785	273785
4	Bumper	255443					
2	Resistor		268297		268297		268297
1	Meter, Amps		282805	282803	282803	282803	282803
1	Voltmeter, AC	282816					
1	Meter, Frequency	282818					
1	Gauge, Oil Pressure	282897					
1	Gauge, Water Temperature	282898					
3	Bulb		283420		283420		283420
2	Socket, Lamp	284990					
9	Spacer, Circuit Board	287948					
3	Fuse, 1.5 Amp	291207					
2	Lamp, Meter Scale	291740					
1	Decal	292347					
1	Decal	292361					
1	Switch, Selector	292373					
1	Box, Controller		273813	292375	292375	273813	273813
1	Cover, Controller		273838	273838	292818	273838	273838
1	Holder, Fuse	292821					
1	Marker, Strip	292823					
4	Bumper	292834					
1	Harness, Cable	336428					
1	Nameplate	328909					

# 16-Light Controller Kits

16-Light Microprocessor Controller Kit Parts							
Qty.	Description	Common	Kit Number/Unique Parts				
			273395	273396	273397	273398	273399
1	Controller Assembly*		B-292827	B-292829	B-292831	B-292832	A-273591
2	Screw, h.c. 10-24 x 5/8	X-117-5					
1	Washer, Lock 5/16	X-22-16					
2	Washer, Shakeproof	X-22-24					
2	Washer, Lock Shakeproof	X-22-9					
2	Screw, r.h.m.	X-49-35					
1	Conduit, Convolute			X-6003-17			
1	Clamp, Insulator	X-672-15					
4	Screw, Hex. Head	X-6216-1					
1	Sensor, Ferromagnetic	241623					
1	Harness, Wiring	255040					
4	Screw, 10-24 x 5/8	X-50-8					
1	Bracket, Sensor Mounting	257070					
3	Transformer, Current		259360	259414	255860	253503	273257
1	Bracket, CT Mounting	273967					

16-Light Microprocessor Controller Kit Parts							
Qty.	Description	Common	Kit Number/Unique Parts				
			273867	273870	273873	273876	273879
1	Controller Assembly*		A-273812	A-273814	A-273816	A-273818	A-273598
2	Screw, h.c. 10-24 x 5/8	X-117-5					
1	Washer, Lock 5/16	X-22-16					
2	Washer, Shakeproof	X-22-24					
2	Washer, Lock Shakeproof	X-22-9					
2	Screw, r.h.m.	X-49-35					
1	Conduit, Convolute			X-6003-17			
1	Clamp, Insulator	X-672-15					
4	Screw, Hex. Head	X-6216-1					
1	Sensor, Ferromagnetic	241623					
1	Harness, Wiring	255040					
2	Screw, 10-24 x 5/8	X-50-8					
1	Bracket, Sensor Mounting	257070					
3	Transformer, Current		259360	259414	255860	253503	273257
1	Bracket, CT Mounting	273967					

16-Light Microprocessor Controller Kit Parts							
Qty.	Description	Common	Kit Number/Unique Parts				
			273882	273885	273888	273891	273897
1	Controller Assembly*		A-273835	A-273836	A-273811	A-273815	A-273817
2	Screw, h.c. 10-24 x 5/8	X-117-5					
1	Washer, Lock 5/16	X-22-16					
2	Washer, Shakeproof	X-22-24					
2	Washer, Lock Shakeproof	X-22-9					
2	Screw, r.h.m.	X-49-35					
1	Conduit, Convolute					X-6003-17	X-6003-17
1	Clamp, Insulator	X-672-15					
4	Screw, Hex. Head	X-6216-1					
1	Sensor, Ferromagnetic	241623					
1	Harness, Wiring	255040					
4	Screw, 10-24 x 5/8	X-50-8					
1	Bracket, Sensor Mounting	257070					
3	Transformer, Current		253610	272691	259359	259360	259414
1	Bracket, CT Mounting		273967		273967	273967	273967

\* See Controller Assembly section for parts list.

# 16-Light Controller Kits (continued)

16-Light Microprocessor Controller Kit Parts							
Qty.	Description	Common	Kit Number/Unique Parts				
			273900	273906	273909	275418	273419
1	Controller Assembly*		A-273819	A-273821	A-273837	B-272606	A-292362
2	Screw, h.c. 10-24 x 5/8	X-117-5					
1	Washer, Lock 5/16	X-22-16					
2	Washer, Shakeproof	X-22-24					
2	Washer, Lock Shakeproof	X-22-9					
2	Screw, r.h.m.	X-49-35					
1	Conduit, Convoluted		X-6003-17	X-6003-17	X-6003-17		
1	Clamp, Insulator	X-672-15					
4	Screw, Hex. Head	X-6216-1					
1	Sensor, Ferromagnetic	241623					
1	Harness, Wiring	255040					
2	Screw, 10-24 x 5/8	X-50-8					
1	Bracket, Sensor Mounting	257070					
3	Transformer, Current		255860	253503	272690	253610	272691
1	Bracket, CT Mounting		273967	273967		273967	

16-Light Microprocessor Controller Kit Parts							
Qty.	Description	Common	Kit Number/Unique Parts				
			275420	275421	275423	275424	275426
1	Controller Assembly*		B-292826	B-292930	B-292930	B-292932	B-292932
2	Screw, h.c. 10-24 x 5/8	X-117-5					
1	Washer, Lock 5/16	X-22-16					
2	Washer, Shakeproof	X-22-24					
2	Washer, Lock Shakeproof	X-22-9					
2	Screw, r.h.m.	X-49-35					
1	Conduit, Convoluted			X-6003-17	X-6003-17	X-6003-17	X-6003-17
1	Clamp, Insulator	X-672-15					
4	Screw, Hex. Head	X-6216-1					
1	Sensor, Ferromagnetic	241623					
1	Harness, Wiring	255040					
4	Screw, 10-24 x 5/8	X-50-8					
1	Bracket, Sensor Mounting	257070					
3	Transformer, Current		259359	259360	259414	255960	253503
1	Bracket, CT Mounting	273967					

16-Light Microprocessor Controller Kit Parts							
Qty.	Description	Common	Kit Number/Unique Parts				
			275427	275553	275555		
1	Controller Assembly*		A-292363	B-272606	A-273835		
2	Screw, h.c. 10-24 x 5/8	X-117-5					
1	Washer, Lock 5/16	X-22-16					
2	Washer, Shakeproof	X-22-24					
2	Washer, Lock Shakeproof	X-22-9					
2	Screw, r.h.m.	X-49-35					
1	Conduit, Convoluted		X-6003-17				
1	Clamp, Insulator	X-672-15					
4	Screw, Hex. Head	X-6216-1					
1	Sensor, Ferromagnetic	241623					
1	Harness, Wiring	255040					
2	Screw, 10-24 x 5/8	X-50-8					
1	Bracket, Sensor Mounting	257070					
3	Transformer, Current		272690	253610	253610		
1	Bracket, CT Mounting			273840	273840		

\* See Controller Assembly section for parts list.

# 16-Light Controller Kits (continued)

16-Light Microprocessor Controller Kit Parts							
Qty.	Description	Common	Kit Number/Unique Parts				
			327007	327009	327012	327014	327017
1	Controller Assembly*		B-292827	A-273812	B-292829	A-273814	B-292831
1	Controller Assembly*		A-328919†	A-328953†	A-328920†	A-328954†	A-328922†
2	Screw, h.c. 10-24 x 5/8	X-117-5					
4	Washer, Lock 5/16	X-22-16					
2	Washer, Shakeproof	X-22-24					
2	Washer, Lock Shakeproof	X-22-9					
2	Screw, r.h.m.	X-49-35					
1	Conduit, Convolute			X-6003-17		X-6003-17	
1	Clamp, Insulator	X-672-15					
1	Screw, Drill Hex	X-794-1					
1	Sensor, Ferromagnetic	241623					
1	Harness, Wiring	255040					
1	Bracket, Sensor Mounting	257070					
3	Transformer, Current		259360	259360	259414	259414	255860
1	Bracket, CT Mounting	276417					

16-Light Microprocessor Controller Kit Parts							
Qty.	Description	Common	Kit Number/Unique Parts				
			327019	327022	327024	327027	327028
1	Controller Assembly*		A-273816	B-292826	A-273811	B-292830	A-292391
1	Controller Assembly*		A-328956†	A-328918†	A-328952†	A-328921†	A-328992†
2	Screw, h.c. 10-24 x 5/8	X-117-5					
4	Washer, Lock 5/16	X-22-16					
2	Washer, Shakeproof	X-22-24					
2	Washer, Lock Shakeproof	X-22-9					
2	Screw, r.h.m.	X-49-35					
1	Conduit, Convolute						X-6003-17
1	Clamp, Insulator	X-672-15					
1	Screw, Drill Hex	X-794-1					
1	Sensor, Ferromagnetic	241623					
1	Harness, Wiring	255040					
1	Bracket, Sensor Mounting	257070					
3	Transformer, Current		255860	259793	259793	259792	259792
1	Bracket, CT Mounting	276417					

16-Light Microprocessor Controller Kit Parts							
Qty.	Description	Common	Kit Number/Unique Parts				
			327029	327033	327035	327040	327038
1	Controller Assembly*		A-273815	B-292930	A-273817	A-273816	B-292831
1	Controller Assembly*		A-328955†	A-328923†	A-328957†	A-328956†	A-328922†
2	Screw, h.c. 10-24 x 5/8	X-117-5					
4	Washer, Lock 5/16	X-22-16					
2	Washer, Shakeproof	X-22-24					
2	Washer, Lock Shakeproof	X-22-9					
2	Screw, r.h.m.	X-49-35					
1	Conduit, Convolute		X-6003-17				
1	Clamp, Insulator	X-672-15					
1	Screw, Drill Hex	X-794-1					
1	Sensor, Ferromagnetic	241623					
1	Harness, Wiring	255040					
1	Bracket, Sensor Mounting	257070					
3	Transformer, Current		259792	259359	259359	255860	255860
1	Bracket, CT Mounting	276417					

\* See Controller Assembly section for parts list.

† This controller assembly used in kit effective with generator set serial number greater than or equal to 363369.

# 16-Light Controller Kits (continued)

16-Light Microprocessor Controller Kit Parts							
Qty.	Description	Common	Kit Number/Unique Parts				
			327043	327045	327048	327050	327053
1	Controller Assembly*		B-292832	A-273818	B-292932	A-273835	A-292362
1	Controller Assembly*		A-328924†	A-328959†	A-328926†	A-328961†	A-328943†
2	Screw, h.c. 10-24 x 5/8	X-117-5					
4	Washer, Lock 5/16	X-22-16					
2	Washer, Shakeproof	X-22-24					
2	Washer, Lock Shakeproof	X-22-9					
2	Screw, r.h.m.	X-49-35					
1	Conduit, Convoluted				X-6003-17	X-6003-17	
1	Clamp, Insulator	X-672-15					
1	Screw, Drill Hex	X-794-1					
1	Sensor, Ferromagnetic	241623					
1	Harness, Wiring	255040					
1	Bracket, Sensor Mounting	257070					
3	Transformer, Current		253503	253503	259414	259414	272691
1	Bracket, CT Mounting		276417	276417	276417	276417	325382

16-Light Microprocessor Controller Kit Parts							
Qty.	Description	Common	Kit Number/Unique Parts				
			327055	327058	327060	327063	327065
1	Controller Assembly*		A-273836	B-292931	A-273819	A-273591	A-273598
1	Controller Assembly*		A-328978†	A-328925†	A-328960†	A-328946†	A-328981†
2	Screw, h.c. 10-24 x 5/8	X-117-5					
4	Washer, Lock 5/16	X-22-16					
2	Washer, Shakeproof	X-22-24					
2	Washer, Lock Shakeproof	X-22-9					
2	Screw, r.h.m.	X-49-35					
1	Conduit, Convoluted			X-6003-17	X-6003-17		
1	Clamp, Insulator	X-672-15					
1	Screw, Drill Hex	X-794-1					
1	Sensor, Ferromagnetic	241623					
1	Harness, Wiring	255040					
1	Bracket, Sensor Mounting	257070					
3	Transformer, Current		272691	259360	259360	273257	273257
1	Bracket, CT Mounting		325382	276417	276417	299966	299966

16-Light Microprocessor Controller Kit Parts							
Qty.	Description	Common	Kit Number/Unique Parts				
			327068	327070	327073	327075	327044
1	Controller Assembly*		B-272606	A-273835	A-292363	A-273837	A-292394
1	Controller Assembly*		A-328942†	A-328977†	A-328944†	A-328979†	A-328995†
2	Screw, h.c. 10-24 x 5/8	X-117-5					
4	Washer, Lock 5/16	X-22-16					
2	Washer, Shakeproof	X-22-24					
2	Washer, Lock Shakeproof	X-22-9					
2	Screw, r.h.m.	X-49-35					
1	Conduit, Convoluted				X-6003-17	X-6003-17	
1	Clamp, Insulator	X-672-15					
1	Screw, Drill Hex	X-794-1					
1	Sensor, Ferromagnetic	241623					
1	Harness, Wiring	255040					
1	Bracket, Sensor Mounting	257070					
3	Transformer, Current		253610	253610	279272	279272	253503
1	Bracket, CT Mounting		299966	299966	325382	325382	273417

\* See Controller Assembly section for parts list.

† This controller assembly used in kit effective with generator set serial number greater than or equal to 363369.

# 16-Light Controller Kits (continued)

16-Light Microprocessor Controller Kit Parts							
Qty.	Description	Common	Kit Number/Unique Parts				
			352416	352418	352420	352422	352424
1	Controller Assembly		A-347074	A-328958	A-347322	A-333194	A-328927
2	Screw, h.c. 10-24 x 5	X-117-5					
4	Washer, Lock 5/16	X-22-16					
2	Washer, Lock #4	X-22-24					
2	Washer, Lock #10	X-22-9					
2	Screw, r.h.m.	X-49-35					
1	Clamp, Insulator	X-672-15					
4	Screw, Drill Hex	X-794-1					
1	Sensor, Ferromagnetic	241623					
1	Harness, Wiring	255040					
3	Transformer, Current		255860	255860	253503	255040	273257
1	Bracket, Sensor Mounting	257070					
1	Bracket, CT Mounting		276417	276417	276417	276417	299966

16-Light Microprocessor Controller Kit Parts							
Qty.	Description	Common	Kit Number/Unique Parts				
			352426	352428	352430	352553	352555
1	Controller Assembly		A-354475	A-347059	A-347269	A-352559	A-352561
2	Screw, h.c. 10-24 x 5	X-117-5					
4	Washer, Lock 5/16	X-22-16					
2	Washer, Lock #4	X-22-24					
2	Washer, Lock #10	X-22-9					
2	Screw, r.h.m.	X-49-35					
1	Clamp, Insulator	X-672-15					
4	Screw, Drill Hex	X-794-1					
1	Sensor, Ferromagnetic	241623					
1	Harness, Wiring	255040					
3	Transformer, Current		273257	259360	259360	253274	253274
1	Bracket, Sensor Mounting	257070					
1	Conduit, Convolute			X-6003-17	X-6003-17		
1	Bracket, CT Mounting		299966	276417	276417	276417	276417

16-Light Microprocessor Controller Kit Parts							
Qty.	Description	Common	Kit Number/Unique Parts				
			352591	352596	352598	352601	352603
1	Controller Assembly		A-352626	A-347293	A-347394	A-352631	A-347073
2	Screw, h.c. 10-24 x 5	X-117-5					
4	Washer, Lock 5/16	X-22-16					
2	Washer, Lock #4	X-22-24					
2	Washer, Lock #10	X-22-9					
2	Screw, r.h.m.	X-49-35					
1	Clamp, Insulator	X-672-15					
4	Screw, Drill Hex	X-794-1					
1	Sensor, Ferromagnetic	241623					
1	Harness, Wiring	255040					
3	Transformer, Current		253274	259360	259360	259414	259414
1	Bracket, Sensor Mounting	257070					
1	Bracket, CT Mounting	276417					

\* See Controller Assembly section for parts list.

† This controller assembly used in kit effective with generator set serial number greater than or equal to 363369.

# 16-Light Controller Kits (continued)

16-Light Microprocessor Controller Kit Parts							
Qty.	Description	Common	Kit Number/Unique Parts				
			352611	352613	352616	352618	352621
1	Controller Assembly		A-347294	A-352635	A-347295	A-352638	A-347296
2	Screw, h.c. 10-24 x 5	X-117-5					
4	Washer, Lock 5/16	X-22-16					
2	Washer, Lock #4	X-22-24					
2	Washer, Lock #10	X-22-9					
2	Screw, r.h.m.	X-49-35					
1	Clamp, Insulator	X-672-15					
4	Screw, Drill Hex	X-794-1					
1	Sensor, Ferromagnetic	241623					
1	Harness, Wiring	255040					
3	Transformer, Current		259793	259793	259792	259792	259359
1	Bracket, Sensor Mounting	257070					
1	Bracket, CT Mounting	276417					

16-Light Microprocessor Controller Kit Parts							
Qty.	Description	Common	Kit Number/Unique Parts				
			352623	360321	360322	360325	360326
1	Controller Assembly		A-352641	A-360311	A-360312	A-360315	A-360316
2	Screw, h.c. 10-24 x 5	X-117-5					
4	Washer, Lock 5/16	X-22-16					
2	Washer, Lock #4	X-22-24					
2	Washer, Lock #10	X-22-9					
2	Screw, r.h.m.	X-49-35					
1	Clamp, Insulator	X-672-15					
4	Screw, Drill Hex	X-794-1					
1	Sensor, Ferromagnetic	241623					
1	Harness, Wiring	255040					
3	Transformer, Current		259359	253502	253502	253502	253502
1	Bracket, Sensor Mounting	257070					
1	Bracket, CT Mounting	276417					

# 16-Light Controller Assemblies

Qty.	Description	Common Parts	16-Light Controller Assembly Number/Unique Parts				
			B-272606	A-273591	A-273598	A-273811	A-273812
1	Potentiometer Assembly	A-255041					
1	16-light Circuit Board	B-292357					
1	Main Circuit Board	G-292806					
1	Washer, Shakeproof E.T.	X-22-20					
2	Washer, Lock	X-22-50					
4	Washer, Lock #6	X-22-6					
3	Washer, Lock #8	X-22-7					
1	Grommet	X-284-31					
1	Plug, Button	X-301-29					
1	Plug, Button	X-301-34					
2	Screw, r.h.m. 6-32 x 3/8	X-49-2					
18	Screw, r.h.m. 6-32 x 1/4	X-49-25					
2	Screw, Pan Head	X-49-39					
5	Screw, r.h.m. 10-24 x 3/4	X-50-3					
1	Screw, Pan Head Machine	X-50-70					
2	Screw, r.h.m.	X-51-53					
1	Strap, Ground	X-6046-2					
1	Jumper	X-6048-2					
10	Screw, hex	X-6216-1					
2	Nut, Hex.	X-6234-6					
2	Screw, Thread Forming	X-67-127					
1	Sleeve	X-696-5					
4	Spacer	X-712-9					
1	Tab, Ident.	201620-86					
1	Meter, Hour	238736					
1	Terminal	238898					
1	Connector, Plug 6 Position	241617					
1	Block, Terminal	246115					
4	Bumper	255443					
1	Voltmeter	253329					
2	Lamp	291740					
3	Lamp	255126					
1	Plate, Hinge	273785	292908	292908	273785	273785	273785
1	Voltmeter, AC		282816	282816	282816	282817	282816
1	Gauge, Oil Pressure	282897					
1	Gauge, Water Temperature	282898					
1	Ammeter		282807	282806	282806	282800	282801
3	Socket, Lamp	284990					
8	Spacer, Circuit Board	287948					
3	Fuse, 1.5 Amp	291207					
1	Decal	292347					
1	Resistor			292352	292352	292352	
1	Decal	292361					
1	Switch, Selector		292373	292373	292373	292374	292373
1	Holder, Fuse	292821					
1	Marker, Strip	292823					
1	Bumper	292834					
1	Harness, Cable	292836					
1	Meter, Frequency	282818					
1	Cover, Controller	273838					
1	Nameplate	292382					
1	Box, Controller		292375	292375	273813	273813	273813

# 16-Light Controller Assemblies (continued)

Qty.	Description	Common Parts	16-Light Controller Assembly Number/Unique Parts				
			A-273814	A-273815	A-273816	A-273817	A-273818
1	Potentiometer Assembly	A-255041					
1	16-light Circuit Board	B-292357					
1	Main Circuit Board	G-292806					
1	Washer, Shakeproof E.T.	X-22-20					
2	Washer, Lock	X-22-50					
4	Washer, Lock #6	X-22-6					
3	Washer, Lock #8	X-22-7					
1	Grommet	X-284-31					
1	Plug, Button	X-301-29					
1	Plug, Button	X-301-34					
2	Screw, r.h.m. 6-32 x 3/8	X-49-2					
18	Screw, r.h.m. 6-32 x 1/4	X-49-25					
2	Screw, Pan Head	X-49-39					
5	Screw, r.h.m. 10-24 x 3/4	X-50-3					
1	Screw, Pan Head Machine	X-50-70					
2	Screw, r.h.m.	X-51-53					
1	Strap, Ground	X-6046-2					
1	Jumper	X-6048-2					
10	Screw, hex	X-6216-1					
2	Nut, Hex.	X-6234-6					
2	Screw, Thread Forming	X-67-127					
1	Sleeve	X-696-5					
4	Spacer	X-712-9					
1	Tab, Ident.	201620-86					
1	Meter, Hour	238736					
1	Terminal	238898					
1	Connector, Plug 6 Position	241617					
1	Block, Terminal	246115					
4	Bumper	255443					
1	Voltmeter	253329					
2	Lamp	291740					
3	Lamp	255126					
1	Plate, Hinge	273985					
1	Voltmeter, AC		282816	282817	282816	282817	282816
1	Gauge, Oil Pressure	282897					
1	Gauge, Water Temperature	282898					
1	Ammeter		282802	282801	282804	282802	282805
3	Socket, Lamp	284990					
8	Spacer, Circuit Board	287948					
3	Fuse, 1.5 Amp	291207					
1	Decal	292347					
1	Resistor			292352		292352	
1	Decal	292361					
1	Switch, Selector		292373	292374	292373	292374	292373
1	Holder, Fuse	292821					
1	Marker, Strip	292823					
1	Bumper	292834					
1	Harness, Cable	292836					
1	Meter, Frequency	295069					
1	Cover, Controller	273838					
1	Nameplate	292382					
1	Box, Controller	273813					

# 16-Light Controller Assemblies (continued)

Qty.	Description	Common Parts	16-Light Controller Assembly Number/Unique Parts				
			A-273819	A-273821	A-273835	A-273836	A-273837
1 1 1 1 2	Potentiometer Assembly 16-light Circuit Board Main Circuit Board Washer, Shakeproof E.T. Washer, Lock	A-255041 B-292357 G-292806 X-22-20 X-22-50					
4 3 1 1 1	Washer, Lock #6 Washer, Lock #8 Grommet Plug, Button Plug, Button	X-22-6 X-22-7 X-284-31 X-301-29 X-301-34					
2 18 2 5 1	Screw, r.h.m. 6-32 x 3/8 Screw, r.h.m. 6-32 x 1/4 Screw, Pan Head Screw, r.h.m. 10-24 x 3/4 Screw, Pan Head Machine	X-49-2 X-49-25 X-49-39 X-50-3 X-50-70					
2 1 1 10 2	Screw, r.h.m. Strap, Ground Jumper Screw, hex Nut, Hex.	X-51-53 X-6046-2 X-6048-2 X-6216-1 X-6234-6					
2 1 4 1 1	Screw, Thread Forming Sleeve Spacer Tab, Ident. Meter, Hour	X-67-127 X-696-5 X-712-9 201620-86 238736					
1 1 1 4 1	Terminal Connector, Plug 6 Position Block, Terminal Bumper Voltmeter	238898 241617 246115 255443 253329					
2 3 1 1 1	Lamp Lamp Plate, Hinge Voltmeter, AC Gauge, Oil Pressure	291740 255126 273985 282897	282817	282817	282816	282816	282817
1 1 3 8 3	Gauge, Water Temperature Ammeter Socket, Lamp Spacer, Circuit Board Fuse, 1.5 Amp	282898 284990 287948 291207	282804	282805	282807	282808	282806
1 1 1 1 1	Decal Resistor Decal Switch, Selector Holder, Fuse	292347 292361 292361 292821	292352 292374	292352 292374	292373	292374	292352 292374
1 1 1 1 1	Marker, Strip Bumper Harness, Cable Meter, Frequency Cover, Controller	292823 292834 292836 295069 273838					
1 1	Nameplate Box, Controller	292382 273813					

# 16-Light Controller Assemblies (continued)

Qty.	Description	Common Parts	16-Light Controller Assembly Number/Unique Parts				
			A-292362	A-292363	B-292826	B-292827	B-292829
1	Potentiometer Assembly	A-255041					
1	16-light Circuit Board	B-292357					
1	Main Circuit Board	G-292806					
1	Washer, Shakeproof E.T.	X-22-20					
2	Washer, Lock	X-22-50					
4	Washer, Lock #6	X-22-6					
3	Washer, Lock #8	X-22-7					
1	Grommet	X-284-31					
1	Plug, Button	X-301-29					
1	Plug, Button	X-301-34					
2	Screw, r.h.m. 6-32 x 3/8	X-49-2					
18	Screw, r.h.m. 6-32 x 1/4	X-49-25					
2	Screw, Pan Head	X-49-39					
4	Screw, r.h.m. 10-24 x 3/4	X-50-3					
1	Screw, Pan Head Machine	X-50-70					
2	Screw, r.h.m.	X-51-53					
1	Strap, Ground	X-6046-2					
1	Jumper	X-6048-2					
12	Screw, hex	X-6216-1					
2	Nut, Hex.	X-6234-6					
2	Screw, Thread Forming	X-67-127					
1	Sleeve	X-696-5					
4	Spacer	X-712-9					
1	Tab, Ident.	201620-86					
1	Meter, Hour	238736					
1	Terminal	238898					
1	Connector, Plug 6 Position	241617					
1	Block, Terminal	246115					
1	Voltmeter	253329					
2	Lamp	291740					
2	Lamp	255126					
1	Plate, Hinge	292908					
1	Voltmeter, AC		282816	282817	282817	282816	282816
1	Gauge, Oil Pressure	282897					
1	Gauge, Water Temperature	282898					
1	Ammeter		282808	282806	282800	282801	282802
2	Socket, Lamp	284990					
8	Spacer, Circuit Board	287948					
3	Fuse, 1.5 Amp	291207					
1	Decal	292347					
1	Resistor			292352	292352		
1	Decal	292361					
1	Switch, Selector		292374	292374	292374	292373	292373
1	Holder, Fuse	292821					
1	Marker, Strip	292823					
1	Bumper	292834					
1	Harness, Cable	292836					
1	Meter, Frequency	282818					
1	Cover, Controller	292818					
1	Nameplate	292382					
1	Box, Controller	292375					

# 16-Light Controller Assemblies (continued)

Qty.	Description	Common Parts	16-Light Controller Assembly Number/Unique Parts				
			B-292830	B-292831	B-292832	B-292930	B-292931
1 1 1 1 2	Potentiometer Assembly 16-light Circuit Board Main Circuit Board Washer, Shakeproof E.T. Washer, Lock	A-255041 B-292357 G-292806 X-22-20 X-22-50					
4 3 1 1 1	Washer, Lock #6 Washer, Lock #8 Grommet Plug, Button Plug, Button	X-22-6 X-22-7 X-284-31 X-301-29 X-301-34					
2 18 2 5 1	Screw, r.h.m. 6-32 x 3/8 Screw, r.h.m. 6-32 x 1/4 Screw, Pan Head Screw, r.h.m. 10-24 x 3/4 Screw, Pan Head Machine	X-49-2 X-49-25 X-49-39 X-50-3 X-50-70					
2 1 1 10 2	Screw, r.h.m. Strap, Ground Jumper Screw, hex Nut, Hex.	X-51-53 X-6046-2 X-6048-2 X-6216-1 X-6234-6					
2 1 4 1 1	Screw, Thread Forming Sleeve Spacer Tab, Ident. Meter, Hour	X-67-127 X-696-5 X-712-9 201620-86 238736					
1 1 1 1 2	Terminal Connector, Plug 6 Position Block, Terminal Voltmeter Lamp, Meter Scale	238898 241617 246115 253329 253332					
2 1 1 1 1	Lamp Plate, Hinge Voltmeter, AC Gauge, Oil Pressure Gauge, Water Temperature	255126 292908 282897 282898	282817	282816	282816	282817	282817
1 2 8 3 1	Ammeter Socket, Lamp Spacer, Circuit Board Fuse, 1.5 Amp Decal	284990 287948 291207 292347	282801	282804	282805	282802	282804
1 1 1 1 1	Resistor Decal Switch, Selector Holder, Fuse Marker, Strip	292361 292821 292823	292352 292374	292373	292373	292352 292374	292352 292374
1 1 1 1 1 1	Bumper Harness, Cable Meter, Frequency Cover, Controller Nameplate Box, Controller	292834 292836 295069 292818 292382 292375					

# 16-Light Controller Assemblies (continued)

Qty.	Description	Common Parts	16-Light Controller Assembly Number/Unique Parts				
			B-292932	A-292394			
1	Potentiometer Assembly	A-255041					
1	16-light Circuit Board	B-292357					
1	Main Circuit Board	G-292806					
1	Washer, Shakeproof E.T.	X-22-20					
2	Washer, Lock	X-22-50					
4	Washer, Lock #6	X-22-6					
3	Washer, Lock #8	X-22-7					
1	Grommet	X-284-31					
1	Plug, Button	X-301-29					
1	Plug, Button	X-301-34					
2	Screw, r.h.m. 6-32 x 3/8	X-49-2					
18	Screw, r.h.m. 6-32 x 1/4	X-49-25					
2	Screw, Pan Head	X-49-39					
5	Screw, r.h.m. 10-24 x 3/4	X-50-3					
1	Screw, Pan Head Machine	X-50-70					
2	Screw, r.h.m.	X-51-53					
1	Strap, Ground	X-6046-2					
1	Jumper	X-6048-2					
10	Screw, hex	X-6216-1					
2	Nut, Hex.	X-6234-6					
2	Screw, Thread Forming	X-67-127					
1	Sleeve	X-696-5					
4	Spacer	X-712-9					
1	Tab, Ident.	201620-86					
1	Meter, Hour	238736					
1	Terminal	238898					
1	Connector, Plug 6 Position	241617					
1	Block, Terminal	246115					
1	Voltmeter	253329					
2	Lamp, Meter Scale	253332					
2	Lamp	255126					
1	Plate, Hinge	292908					
1	Voltmeter, AC		282817	282816			
1	Gauge, Oil Pressure	282897					
1	Gauge, Water Temperature	282898					
1	Ammeter		282805	282805			
2	Socket, Lamp	284990					
8	Spacer, Circuit Board	287948					
3	Fuse, 1.5 Amp	291207					
1	Decal	292347					
1	Resistor		292352				
1	Decal	292361					
1	Switch, Selector		292374	292373			
1	Holder, Fuse	292821					
1	Marker, Strip	292823					
1	Bumper	292834					
1	Harness, Cable	292836					
1	Meter, Frequency	295069					
1	Cover, Controller	292818					
1	Nameplate	292382					
1	Box, Controller	292375					

## 16-Light Controller Assemblies (continued)

Qty.	Description	Common Parts	16-Light Controller Assembly Number/Unique Parts				
			A-328919	A-328919	A-328920	A-328921	A-328922
1	Potentiometer Assembly	A-255041					
1	16-light Circuit Board	A-328918					
1	Main Circuit Board	A-336415					
1	Washer, Shakeproof E.T.	X-22-20					
2	Washer, Lock	X-22-50					
4	Washer, Lock #6	X-22-6					
3	Washer, Lock #8	X-22-7					
1	Grommet	X-284-31					
1	Plug, Button	X-301-29					
1	Plug, Button	X-301-34					
2	Screw, r.h.m. 6-32 x 3/8	X-49-2					
18	Screw, r.h.m. 6-32 x 1/4	X-49-25					
2	Screw, Pan Head	X-49-39					
5	Screw, r.h.m. 10-24 x 3/4	X-50-3					
1	Screw, Pan Head Machine	X-50-70					
2	Screw, r.h.m.	X-51-53					
1	Strap, Ground	X-6046-2					
1	Jumper	X-6048-2					
10	Screw, hex	X-6216-1					
2	Nut, Hex.	X-6234-6					
2	Screw, Thread Forming	X-67-127					
1	Sleeve	X-696-5					
4	Spacer	X-712-9					
1	Tab, Ident.	201620-86					
1	Meter, Hour	238736					
1	Terminal	238898					
1	Connector, Plug 6 Position	241617					
1	Block, Terminal	246115					
4	Bumper	255443					
1	Voltmeter	253329					
2	Lamp	291740					
3	Lamp	255126					
1	Plate, Hinge	282908					
1	Voltmeter, AC		282817	282816	282816	282817	282816
1	Gauge, Oil Pressure	282897					
1	Gauge, Water Temperature	282898					
1	Ammeter		282800	282801	282802	282801	282804
3	Socket, Lamp	284990					
8	Spacer, Circuit Board	287948					
3	Fuse, 1.5 Amp	291207					
1	Decal	292347					
1	Resistor		292352			292352	
1	Decal	292361					
1	Switch, Selector		292374	292373	292373	292374	292373
1	Holder, Fuse	292821					
1	Marker, Strip	292823					
1	Bumper	292834					
1	Harness, Cable	336428					
1	Meter, Frequency	282818					
1	Cover, Controller	293818					
1	Nameplate		292383	292382	292382	292383	292382
1	Box, Controller	292375					

# 16-Light Controller Assemblies (continued)

Qty.	Description	Common Parts	16-Light Controller Assembly Number/Unique Parts				
			A-328923	A-328924	A-328925	A-328926	A-328927
1	Potentiometer Assembly	A-255041					
1	16-light Circuit Board	A-336432					
1	Main Circuit Board	A-336415					
1	Washer, Shakeproof E.T.	X-22-20					
2	Washer, Lock	X-22-50					
4	Washer, Lock #6	X-22-6					
3	Washer, Lock #8	X-22-7					
1	Grommet	X-284-31					
1	Plug, Button	X-301-29					
1	Plug, Button	X-301-34					
2	Screw, r.h.m. 6-32 x 3/8	X-49-2					
18	Screw, r.h.m. 6-32 x 1/4	X-49-25					
2	Screw, Pan Head	X-49-39					
5	Screw, r.h.m. 10-24 x 3/4	X-50-3					
1	Screw, Pan Head Machine	X-50-70					
2	Screw, r.h.m.	X-51-53					
2	Plug, Cap 1/8 inches						X-519-1
1	Strap, Ground	X-6046-2					
1	Jumper	X-6048-2					
10	Screw, hex	X-6216-1					
2	Nut, Hex.	X-6234-6					
2	Screw, Thread Forming	X-67-127					
1	Sleeve	X-696-5					
2	Nut, Hex 6-32 Zinc						X-71-2
4	Spacer	X-712-9					
4	Nut, Hex 8-32 Zinc						X-72-4
1	Tab, Ident.	201620-86					
1	Meter, Hour	238736					
1	Terminal	238898					
1	Connector, Plug 6 Position	241617					
1	Block, Terminal	246115					
4	Bumper		255443	255443	255443	255443	
1	Voltmeter		253329	253329	253329	253329	255224
2	Resistor						268297
2	Lamp	291740					
3	Lamp		255126	255126	255126	255126	
1	Plate, Hinge	292908					
1	Voltmeter, AC		282817	282816	282817	282817	282816
1	Gauge, Oil Pressure	282897					
1	Gauge, Water Temperature	282898					
2	Bulb						283420
1	Ammeter		282802	282805	282804	282805	282806
3	Socket, Lamp	284990					
8	Spacer, Circuit Board	287948					
3	Fuse, 1.5 Amp	291207					
2	Lamp						291740
1	Decal	292347					
1	Resistor		292352		292352		
1	Decal	292361					
1	Switch, Selector		292374	292373	292374	292374	292373
1	Holder, Fuse	292821					
1	Marker, Strip	292823					
1	Bumper	292834					
1	Harness, Cable	336428					
1	Meter, Frequency		295069	295069	295069	295069	282818
1	Cover, Controller	292818					
1	Nameplate		292383	292382	292383	292383	345385
1	Box, Controller	292375					
5	Tie, Cable Nylon						X-468-3

# 16-Light Controller Assemblies (continued)

Qty.	Description	Common Parts	16-Light Controller Assembly Number/Unique Parts				
			A-328942	A-328943	A-328944	A-328946	A-328946
1	Potentiometer Assembly	A-255041					
1	16-light Circuit Board	A-336432					
1	Main Circuit Board	A-336415					
1	Washer, Shakeproof E.T.	X-22-20					
2	Washer, Lock	X-22-50					
4	Washer, Lock #6	X-22-6					
3	Washer, Lock #8	X-22-7					
1	Grommet	X-284-31					
1	Plug, Button	X-301-29					
1	Plug, Button	X-301-34					
2	Screw, r.h.m. 6-32 x 3/8	X-49-2					
18	Screw, r.h.m. 6-32 x 1/4	X-49-25					
2	Screw, Pan Head	X-49-39					
5	Screw, r.h.m. 10-24 x 3/4	X-50-3					
1	Screw, Pan Head Machine	X-50-70					
2	Screw, r.h.m.	X-51-53					
1	Strap, Ground	X-6046-2					
1	Jumper	X-6048-2					
10	Screw, hex	X-6216-1					
2	Nut, Hex.	X-6234-6					
2	Screw, Thread Forming	X-67-127					
1	Sleeve	X-696-5					
4	Spacer	X-712-9					
1	Tab, Ident.	201620-86					
1	Meter, Hour	238736					
1	Terminal	238898					
1	Connector, Plug 6 Position	241617					
1	Block, Terminal	246115					
4	Bumper		255443	255443	255443	255443	
1	Voltmeter	253329					
2	Lamp	291740					
3	Lamp	255126					
1	Plate, Hinge		282908	282908	282908	282908	273785
1	Voltmeter, AC		282816	282816	282817	282816	282816
1	Gauge, Oil Pressure	282897					
1	Gauge, Water Temperature	282898					
1	Ammeter		282807	282808	282806	282806	282804
3	Socket, Lamp	284990					
8	Spacer, Circuit Board	287948					
3	Fuse, 1.5 Amp	291207					
1	Decal	292347					
1	Resistor				292352	292352	292352
1	Decal	292361					
1	Switch, Selector		292373	292374	292374	292374	292374
1	Holder, Fuse	292821					
1	Marker, Strip	292823					
1	Bumper	292834					
1	Harness, Cable	336428					
1	Meter, Frequency		295069	295069	295069	295069	282818
1	Cover, Controller		292818	292818	292818	292818	273838
1	Nameplate		292382	292383	292383	292383	292383
1	Box, Controller		292375	292375	292375	292375	273813

# 16-Light Controller Assemblies (continued)

Qty.	Description	Common Parts	16-Light Controller Assembly Number/Unique Parts				
			A-328953	A-328954	A-328955	A-328956	A-328957
1	Potentiometer Assembly	A-255041					
1	16-light Circuit Board	A-336432					
1	Main Circuit Board	A-336415					
1	Washer, Shakeproof E.T.	X-22-20					
2	Washer, Lock	X-22-50					
4	Washer, Lock #6	X-22-6					
3	Washer, Lock #8	X-22-7					
1	Grommet	X-284-31					
1	Plug, Button	X-301-29					
1	Plug, Button	X-301-34					
2	Screw, r.h.m. 6-32 x 3/8	X-49-2					
18	Screw, r.h.m. 6-32 x 1/4	X-49-25					
2	Screw, Pan Head	X-49-39					
4	Screw, r.h.m. 10-24 x 3/4	X-50-3					
1	Screw, Pan Head Machine	X-50-70					
2	Screw, r.h.m.	X-51-53					
1	Strap, Ground	X-6046-2					
1	Jumper	X-6048-2					
12	Screw, hex	X-6216-1					
2	Nut, Hex.	X-6234-6					
2	Screw, Thread Forming	X-67-127					
1	Sleeve	X-696-5					
4	Spacer	X-712-9					
1	Tab, Ident.	201620-86					
1	Meter, Hour	238736					
1	Terminal	238898					
1	Connector, Plug 6 Position	241617					
1	Block, Terminal	246115					
1	Voltmeter	253329					
2	Lamp		291740	291740	291740	291740	253332
2	Lamp	255126					
1	Plate, Hinge	273785					
1	Voltmeter, AC		282816	282816	282817	282816	282817
1	Gauge, Oil Pressure	282897					
1	Gauge, Water Temperature	282898					
1	Ammeter		282801	282802	282801	282804	282800
2	Socket, Lamp	284990					
8	Spacer, Circuit Board	287948					
3	Fuse, 1.5 Amp	291207					
1	Decal	292347					
1	Resistor				292352		292352
1	Decal	292361					
1	Switch, Selector		292373	292373	292374	292373	292373
1	Holder, Fuse	292821					
1	Marker, Strip	292823					
1	Bumper	292834					
1	Harness, Cable	336428					
1	Meter, Frequency	282818					
1	Cover, Controller	273838					
1	Nameplate		292382	292382	292383	292382	292382
1	Box, Controller	273813					

# 16-Light Controller Assemblies (continued)

Qty.	Description	Common Parts	16-Light Controller Assembly Number/Unique Parts				
			A-328958	A-328959	A-328960	A-328961	A-328977
1 1 1 1 2	Potentiometer Assembly 16-light Circuit Board Main Circuit Board Washer, Shakeproof E.T. Washer, Lock	A-255041 A-336432 A-336415 X-22-20 X-22-50					
4 3 8 1 1	Washer, Lock #6 Washer, Lock #8 Washer Grommet Plug, Button	X-22-6 X-22-7  X-301-29	X-25-73 X-284-31				
1 5 2 18	Plug, Button Tie, Cable Nylon Screw, r.h.m. 6-32 x 3/8 Screw, r.h.m. 6-32 x 1/4	X-301-34  X-49-2 X-49-25	X-468-3				
2 5 1 2 2	Screw, Pan Head Screw, r.h.m. 10-24 x 3/4 Screw, Pan Head Machine Screw, r.h.m. Plug, Cap 1/8"	X-49-39 X-50-3 X-50-70 X-51-53	X-519-1				
1 1 10 2 2	Strap, Ground Jumper Screw, hex Nut, Hex. Screw, Thread Forming	X-6046-2 X-6048-2 X-6216-1 X-6234-6 X-67-127					
1 2 4 4 1	Sleeve Nut, hex zinc 6-32 Spacer Nut, hex zinc 6-32 Meter, Hour	X-696-5  X-712-9 238736	X-71-2  X-72-4				
1 1 1 1 2	Terminal Connector, Plug 6 Position Block, Terminal Voltmeter Lamp, Meter Scale	238898 241617 246115	255224 284990	253329 253332	253329 253332	253329 253332	253329 253332
2 4 2 1 1	Lamp Bumper Resistor 24V Plate, Hinge Voltmeter, AC	273785	291740 255443 268297 282816	255126   282816	255126   282817	255126   282817	255126   282816
1 1 1 3 3	Gauge, Oil Pressure Gauge, Water Temperature Ammeter Bulb Socket, Lamp	282897 282898  284990	282804 283420	282805	282804	282805	282807
8 3 1 1 1	Spacer, Circuit Board Fuse, 1.5 Amp Decal Resistor Decal	287948 291207 292347 292361			292352	292352	
1 1 1 1 1	Switch, Selector Holder, Fuse Marker, Strip Bumper Harness, Cable	292821 292823 292834 336428	292373	292373	292374	292374	292373
1 1 1 1 1	Meter, Frequency Cover, Controller Nameplate Box, Controller Tab, Ident.	273838  273813 201620-86	282818 354385	295069 292382	295069 292383	295069 292383	295069 292382

# 16-Light Controller Assemblies (continued)

Qty.	Description	Common Parts	16-Light Controller Assembly Number/Unique Parts			
			A-328978	A-328979	A-328981	A-328995
1	Potentiometer Assembly	A-255041				
1	16-light Circuit Board	A-336432				
1	Main Circuit Board	A-336415				
1	Washer, Shakeproof E.T.	X-22-20				
2	Washer, Lock	X-22-50				
4	Washer, Lock #6	X-22-6				
3	Washer, Lock #8	X-22-7				
1	Grommet	X-284-31				
1	Plug, Button	X-301-29				
1	Plug, Button	X-301-34				
2	Screw, r.h.m. 6-32 x 3/8	X-49-2				
18	Screw, r.h.m. 6-32 x 1/4	X-49-25				
2	Screw, Pan Head	X-49-39				
5	Screw, r.h.m. 10-24 x 3/4	X-50-3				
1	Screw, Pan Head Machine	X-50-70				
2	Screw, r.h.m.	X-51-53				
1	Strap, Ground	X-6046-2				
1	Jumper	X-6048-2				
10	Screw, hex	X-6216-1				
2	Nut, Hex.	X-6234-6				
2	Screw, Thread Forming	X-67-127				
1	Sleeve	X-696-5				
4	Spacer	X-712-9				
1	Tab, Ident.	201620-86				
1	Meter, Hour	238736				
1	Terminal	238898				
1	Connector, Plug 6 Position	241617				
1	Block, Terminal	246115				
1	Voltmeter		253329	253329	253329	253329
2	Lamp, Meter Scale	253332				
2	Lamp	255126				
1	Plate, Hinge		273785	273785	273785	292908
1	Voltmeter, AC		282816	282817	282816	282816
1	Gauge, Oil Pressure	282897				
1	Gauge, Water Temperature	282898				
1	Ammeter		282808	282806	282802	282805
2	Socket, Lamp	284990				
8	Spacer, Circuit Board	287948				
3	Fuse, 1.5 Amp	291207				
1	Decal	292347				
1	Resistor			292352	292352	
1	Decal	292361				
1	Switch, Selector		292374	292374	292374	292373
1	Holder, Fuse	292821				
1	Marker, Strip	292823				
1	Bumper	292834				
1	Harness, Cable	336428				
1	Meter, Frequency	295069				
1	Cover, Controller		273838	273838	273838	292818
1	Nameplate	292383				
1	Box, Controller		273813	273813	273813	292375
1	Resistor, 24 Volt					

## 16-Light Controller Assemblies (continued)

Qty.	Description	Common Parts	16-Light Controller Assembly Number/Unique Parts				
			A-333194	A-347059	A-347073	A-347074	A-347269
1	Potentiometer Assembly	A-255041					
1	16-light Circuit Board	A-336432					
1	Main Circuit Board	A-336415					
1	Washer, Shakeproof E.T.	X-22-20					
2	Washer, Lock	X-22-50					
4	Washer, Lock #6	X-22-6					
3	Washer, Lock #8	X-22-7					
3	Washer, Plain		X-25-73		X-25-73		X-25-73
1	Grommet	X-284-31					
1	Plug, Button	X-301-29					
1	Plug, Button	X-301-34					
5	Tie, cable nylon	X-468-3					
2	Screw, r.h.m. 6-32 x 3/8	X-49-2					
18	Screw, r.h.m. 6-32 x 1/4	X-49-25					
2	Screw, Pan Head	X-49-39					
5	Screw, r.h.m. 10-24 x 3/4	X-50-3					
1	Screw, Pan Head Machine	X-50-70					
2	Screw, r.h.m.	X-51-53					
2	Plug, Cap		X-519-1	X-519-1	X-519-1	X-519-1	
1	Strap, Ground	X-6046-2					
1	Jumper	X-6048-2					
10	Screw, hex	X-6216-1					
2	Nut, Hex.	X-6234-6					
2	Screw, Thread Forming	X-67-127					
1	Sleeve	X-696-5					
2	Nut, hex		X-71-2	X-71-2	X-71-2	X-71-2	
4	Spacer	X-712-9					
4	Nut, hex		X-72-4	X-72-4	X-72-4	X-72-4	
1	Tab, Ident.	201620-86					
1	Meter, Hour	238736					
1	Terminal	238898					
1	Connector, Plug 6 Position	241617					
1	Block, Terminal	246115					
1	Voltmeter	255224					
4	Bumper		255443		255443		255443
2	Resistor 24V	268297					
1	Plate, Hinge		273785	292908	273785	292908	273785
1	Box, Controller		273813	292375	273813	292375	273813
1	Cover, Controller		273838	292818	273838	292818	273838
1	Meter, Volts AC		282816	282817	282816	282816	282817
4	Bumper		292834	292834	292834	292834	
1	Meter, Frequency	282818					
1	Gauge, Oil Pressure	282897					
1	Gauge, Water Temperature	282898					
1	Ammeter		282805	282805	282802	282804	282805
2	Bulb	283420					
2	Socket, Lamp	284990					
8	Spacer, Circuit Board	287948					
3	Fuse, 1.5 Amp	291207					
2	Lamp	291740					
1	Decal	292347					
1	Decal	292361					
1	Switch, Selector		292373	292374	292373	292373	292374
1	Resistor 24V			292352			292352
1	Holder, Fuse	292821					
1	Marker, Strip	292823					
4	Bumper	292834					
1	Harness, Cable	336428					
1	Nameplate		354385	354385	354385	354385	354386

# 16-Light Controller Assemblies (continued)

Qty.	Description	Common Parts	16-Light Controller Assembly Number/Unique Parts				
			A-347293	A-347294	A-347295	A-347296	A-347322
1	Potentiometer Assembly	A-255041					
1	16-light Circuit Board	A-336432					
1	Main Circuit Board	A-336415					
1	Washer, Shakeproof E.T.	X-22-20					
2	Washer, Lock	X-22-50					
4	Washer, Lock #6	X-22-6					
3	Washer, Lock #8	X-22-7					
1	Grommet	X-284-31					
1	Plug, Button	X-301-29					
1	Plug, Button	X-301-34					
5	Tie, cable nylon	X-468-3					
2	Screw, r.h.m. 6-32 x 3/8	X-49-2					
18	Screw, r.h.m. 6-32 x 1/4	X-49-25					
2	Screw, Pan Head	X-49-39					
5	Screw, r.h.m. 10-24 x 3/4	X-50-3					
1	Screw, Pan Head Machine	X-50-70					
2	Screw, r.h.m.	X-51-53					
2	Plug, Cap	X-519-1					
1	Strap, Ground	X-6046-2					
1	Jumper	X-6048-2					
10	Screw, hex	X-6216-1					
2	Nut, Hex.	X-6234-6					
2	Screw, Thread Forming	X-67-127					
1	Sleeve	X-696-5					
2	Nut, hex	X-71-2					
4	Spacer	X-712-9					
4	Nut, hex	X-72-4					
1	Tab, Ident.	201620-86					
1	Meter, Hour	238736					
1	Terminal	238898					
1	Connector, Plug 6 Position	241617					
1	Block, Terminal	246115					
1	Voltmeter	255224					
2	Resistor 24V	268297					
1	Plate, Hinge	292908					
1	Box, Controller	292375					
1	Cover, Controller	292818					
1	Meter, Volts AC		282816	282817	282817	282817	282816
1	Meter, Frequency	282818					
1	Gauge, Oil Pressure	282897					
1	Gauge, Water Temperature	282898					
1	Harness, Cable	336428					
1	Nameplate	354385					
1	Ammeter		282801	282800	282801	282802	282805
2	Bulb	283420					
2	Socket, Lamp	284990					
8	Spacer, Circuit Board	287948					
3	Fuse, 1.5 Amp	291207					
2	Lamp	291740					
1	Decal	292347					
1	Resistor			292352	292352	292352	
1	Decal	292361					
1	Switch, Selector		292373	292374	292374	292374	292373
1	Holder, Fuse	292821					
1	Marker, Strip	292823					
4	Bumper	292834					

# 16-Light Controller Assemblies (continued)

Qty.	Description	Common Parts	16-Light Controller Assembly Number/Unique Parts				
			A-347394	A-352559	A-352561	A-352631	A-352638
1	Potentiometer Assembly	A-255041					
1	16-light Circuit Board	A-336432					
1	Main Circuit Board	A-336415					
1	Washer, Shakeproof E.T.	X-22-20					
2	Washer, Lock	X-22-50					
4	Washer, Lock #6	X-22-6					
3	Washer, Lock #8	X-22-7					
3	Washer, Lock #8		X-25-73		X-25-73		X-25-73
1	Grommet	X-284-31					
1	Plug, Button	X-301-29					
1	Plug, Button	X-301-34					
5	Tie, cable nylon	X-468-3					
2	Screw, r.h.m. 6-32 x 3/8	X-49-2					
18	Screw, r.h.m. 6-32 x 1/4	X-49-25					
2	Screw, Pan Head	X-49-39					
5	Screw, r.h.m. 10-24 x 3/4	X-50-3					
1	Screw, Pan Head Machine	X-50-70					
2	Screw, r.h.m.	X-51-53					
2	Plug, Cap			X-519-1	X-519-1	X-519-1	X-519-1
1	Strap, Ground	X-6046-2					
1	Jumper	X-6048-2					
10	Screw, hex	X-6216-1					
2	Nut, Hex.	X-6234-6					
2	Screw, Thread Forming	X-67-127					
1	Sleeve	X-696-5					
2	Nut, hex			X-71-2	X-71-2	X-71-2	X-71-2
4	Spacer	X-712-9					
4	Nut, hex			X-72-4	X-72-4	X-72-4	X-72-4
1	Tab, Ident.	201620-86					
1	Meter, Hour	238736					
1	Terminal	238898					
1	Connector, Plug 6 Position	241617					
1	Block, Terminal	246115					
1	Voltmeter		255224	253329	253329	255224	255224
3	Lamp			255126	255126		
1	Meter, Volts AC		282816	282817	282816	282816	282817
4	Bumper		255443	292834	292834		255443
1	Meter, Frequency	282818					
1	Gauge, Oil Pressure	282897					
1	Gauge, Water Temperature	282898					
1	Ammeter		282801	352565	352565	282802	282801
2	Socket, Lamp	284990					
8	Spacer, Circuit Board	287948					
3	Fuse, 1.5 Amp	291207					
2	Lamp	291740					
1	Decal	292347					
2	Resistor			292352	292352		292352
1	Decal	292361					
1	Switch, Selector		292373	292374	292373	292373	292374
1	Holder, Fuse	292821					
1	Marker, Strip	292823					
4	Bumper		292834		255443	292834	292834
1	Plate, Hinge		273785	292908	273785	292908	273785
1	Harness, Cable	336428					
1	Cover, Controller		273838	292818	273838	292818	273838
1	Holder, Fuse			292821	292821		
1	Nameplate		354385	354386	292382	292382	354386
1	Box, Controller		273813	292375	273813	292375	273813
1	Resistor 24V		268297			268297	268297
3	Bulb		283420			283420	283420

# 16-Light Controller Assemblies (continued)

Qty.	Description	Common Parts	16-Light Controller Assembly Number/Unique Parts				
			A-352626	A-352635	A-352641	A-354475	A-360311
1	Potentiometer Assembly	A-255041					
1	16-light Circuit Board	A-336432					
1	Main Circuit Board	A-336415					
1	Washer, Shakeproof E.T.	X-22-20					
2	Washer, Lock	X-22-50					
4	Washer, Lock #6	X-22-6					
3	Washer, Lock #8	X-22-7					
3	Washer, Lock #8			X-25-73	X-25-73	X-25-73	
1	Grommet	X-284-31					
1	Plug, Button	X-301-29					
1	Plug, Button	X-301-34					
5	Tie, cable nylon	X-468-3					
2	Screw, r.h.m. 6-32 x 3/8	X-49-2					
18	Screw, r.h.m. 6-32 x 1/4	X-49-25					
2	Screw, Pan Head	X-49-39					
5	Screw, r.h.m. 10-24 x 3/4	X-50-3					
1	Screw, Pan Head Machine	X-50-70					
2	Screw, r.h.m.	X-51-53					
2	Plug, Cap	X-519-1					
1	Strap, Ground	X-6046-2					
1	Jumper	X-6048-2					
10	Screw, hex	X-6216-1					
2	Nut, Hex.	X-6234-6					
2	Screw, Thread Forming	X-67-127					
1	Sleeve	X-696-5					
2	Nut, hex	X-71-2					
4	Spacer	X-712-9					
4	Nut, hex	X-72-4					
1	Tab, Ident.	201620-86					
1	Meter, Hour	238736					
1	Terminal	238898					
1	Connector, Plug 6 Position	241617					
1	Block, Terminal	246115					
1	Voltmeter		255224	255224	255224	255224	253329
4	Bumper			255443	255443	255443	
1	Meter, Volts AC		282816	282817	282817	282816	282816
1	Meter, Frequency	282818					
1	Gauge, Oil Pressure	282897					
1	Gauge, Water Temperature	282898					
1	Resistor 24V		268297	268297	268297	268297	
1	Ammeter		352565	282800	282802	282806	282803
2	Socket, Lamp	284990					
8	Spacer, Circuit Board	287948					
3	Fuse, 1.5 Amp	291207					
2	Lamp	291740					
1	Decal	292347					
2	Resistor			292352	292352		
1	Decal	292361					
1	Switch, Selector		292373	292374	292374	292373	292373
1	Holder, Fuse	292821					
1	Marker, Strip	292823					
4	Bumper	292834					
1	Plate, Hinge		292908	273785	273785	273785	292908
1	Harness, Cable	336428					
1	Cover, Controller		292818	273838	273838	273838	292818
1	Nameplate		292382	354386	354386	292382	292382
1	Box, Controller		292375	273813	273813	273813	292375
1	Bulb		283420	283420	283420	283420	
3	Lamp						255126

## 16-Light Controller Assemblies (continued)

Qty.	Description	Common Parts	16-Light Controller Assembly Number/Unique Parts				
			A-360312	A-360315	A-360316		
1	Potentiometer Assembly	A-255041					
1	16-light Circuit Board	A-336432					
1	Main Circuit Board	A-336415					
1	Washer, Shakeproof E.T.	X-22-20					
2	Washer, Lock	X-22-50					
4	Washer, Lock #6	X-22-6					
3	Washer, Lock #8	X-22-7					
3	Washer, Lock #8			X-25-73	X-25-73		
1	Grommet	X-284-31					
1	Plug, Button	X-301-29					
1	Plug, Button	X-301-34					
5	Tie, cable nylon	X-468-3					
2	Screw, r.h.m. 6-32 x 3/8	X-49-2					
18	Screw, r.h.m. 6-32 x 1/4	X-49-25					
2	Screw, Pan Head	X-49-39					
5	Screw, r.h.m. 10-24 x 3/4	X-50-3					
1	Screw, Pan Head Machine	X-50-70					
2	Screw, r.h.m.	X-51-53					
2	Plug, Cap	X-519-1					
1	Strap, Ground	X-6046-2					
1	Jumper	X-6048-2					
10	Screw, hex	X-6216-1					
2	Nut, Hex.	X-6234-6					
2	Screw, Thread Forming	X-67-127					
1	Sleeve	X-696-5					
2	Nut, hex	X-71-2					
4	Spacer	X-712-9					
4	Nut, hex	X-72-4					
1	Tab, Ident.	201620-86					
1	Meter, Hour	238736					
1	Terminal	238898					
1	Connector, Plug 6 Position	241617					
1	Voltmeter		255224	253329	255224		
3	Lamp			255126			
4	Bumper			255443	255443		
1	Meter, Volts AC	282816					
1	Meter, Frequency	282818					
1	Gauge, Oil Pressure	282897					
1	Gauge, Water Temperature	282898					
1	Bulb		283420		283420		
1	Ammeter	282803					
2	Socket, Lamp	284990					
8	Spacer, Circuit Board	287948					
3	Fuse, 1.5 Amp	291207					
2	Lamp	291740					
1	Decal	292347					
1	Decal	292361					
1	Switch, Selector	292373					
1	Holder, Fuse	292821					
1	Block, Terminal	246115					
1	Marker, Strip	292823					
1	Plate, Hinge		292908	273785	273785		
1	Harness, Cable	336428					
1	Box, Controller		292375	273813	273813		
1	Cover, Controller		292818	273838	273838		
1	Holder, Fuse		292821	292821			
1	Nameplate		292382	292382	292382		
4	Bumper	292834					
1	Resistor 24V		268297		268297		

# Engine Gaugebox Kits

Engine Gaugebox Kit Parts							
Qty.	Description	Common	Kit Number/Unique Parts				
			342423				
1	Controller Assembly		A-342424				
4	Washer Lock	X-22-16					
2	Terminal	X-285-3					
2	Insulink	X-367-3					
2	Screw, r.h.m. 8-32	X-51-11					
1	Cable, Shielded	254210					
1	Pick-up, Magnetic	255750					
1	Switch Assembly Water Level	336656					

# Engine Gaugebox Assemblies

Engine Gaugebox Assembly Parts							
Qty.	Description	Common Parts	Kit Number/Unique Parts				
			A-342424				
1	Potentiometer Assembly	A-255041					
2	Washer, Lock #10	X-22-13					
2	Washer, Lock #10	X-22-50					
14	Washer, Lock #6	X-22-6					
1	Grommet	X-284-31					
1	Tie, Cable Nylon	X-468-3					
12	Screw, r.h.m. #6	X-49-15					
2	Screw, 6-32	X-49-39					
1	Screw, r.h.m. 10-24	X-50-3					
1	Screw, r.h.m. #10	X-50-7					
1	Screw	X-50-70					
2	Plug, cap	X-519-1					
1	Strap, Ground	X-6046-2					
1	Switch, Speed	X-6122-1					
9	Screw, hex	X-6216-1					
2	Nut, hex	X-6234-6					
1	Sleeve	X-696-5					
4	Screw, r.h.m.	X-73-1					
1	Tab, Ident	201620-27					
1	Tab, Ident	201620-28					
1	Tab, Ident	201620-29					
1	Tab, Ident	201620-30					
1	Tab, Ident	201620-31					
1	Tab, Ident	201620-32					
1	Tab, Ident	201620-86					
1	Meter, Hour	238736					
1	Block, Terminal	246114					
1	Voltmeter	253329					
2	Lamp	255126					
1	Box, Controller		263153				
1	Plate, Hinge		263154				
1	Harness, Wiring	273764					
5	Marker, Strip	273781					
1	Harness, Wiring	273983					
1	Harness, Wiring	273984					
1	Gauge, Oil Pressure		282897				
1	Gauge, Water Temp.		282898				
5	Strip, Terminal	283060					
2	Socket, Lamp	284990					
1	Switch, Pushbutton	292364					
1	Decal, Emergency Stop	292467					
1	Cover, Controller	292818					
4	Bumper	292834					
1	Marker, Strip	292961					
1	Strip, Marker	354483					

# Manual Controller Kits

Manual Controller Kit Parts							
Qty.	Description	Common	Kit Number/Unique Parts				
			275428	275429	275430	275431	275432
1	Controller Assembly*		A-273380	A-273381	A-273383	A-273385	A-273392
1	Washer, Lock 5/16	X-22-16					
1	Terminal	X-283-8					
1	Conduit, Convoluted			X-6003-17			
4	Screw, Hex. Head	X-6216-1					
12	Screw, 10-24 x 5/8	X-50-8					
1	Harness, Wiring	255040					
3	Transformer, Current		259360	259414	255860	253503	273257
1	Bracket, CT Mounting	273967					

Manual Controller Kit Parts							
Qty.	Description	Common	Kit Number/Unique Parts				
			275433	275434	275435	275436	275438
1	Controller Assembly*		A-273389	A-273390	A-273379	A-273382	A-273384
1	Washer, Lock 5/16	X-22-16					
1	Terminal	X-283-8					
1	Conduit, Convoluted				X-6003-17	X-6003-17	X-6003-17
4	Screw, Hex. Head	X-6216-1					
12	Screw, 10-24 x 5/8	X-50-8					
1	Harness, Wiring	255040					
3	Transformer, Current		253610	272691	259359	259360	259414
1	Bracket, CT Mounting		273967		273967	273967	273967

Manual Controller Kit Parts							
Qty.	Description	Common	Kit Number/Unique Parts				
			275439	275441	275442	275557	
1	Controller Assembly*		A-273386	A-273387	A-273391	A-273389	
1	Washer, Lock 5/16	X-22-16					
1	Terminal	X-283-8					
1	Conduit, Convoluted		X-6003-17	X-6003-17	X-6003-17		
4	Screw, Hex. Head	X-6216-1					
12	Screw, 10-24 x 5/8	X-50-8					
1	Harness, Wiring	255040					
3	Transformer, Current		255860	253503	272690	253610	
1	Bracket, CT Mounting	276417	273967	273967		273840	

\* See Controller Assembly section for parts list.

# Manual Controller Kits (continued)

Manual Controller Kit Parts							
Qty.	Description	Common	Kit Number/Unique Parts				
			327011	327016	327021	327026	327031
1	Controller Assembly*		A-273380	A-273381	A-273383	A-273379	A-273382
4	Washer, Lock 5/16	X-22-16					
1	Terminal	X-283-8					
1	Conduit, Convoluted					X-6003-17	
1	Screw, Drill Hex.	X-794-1					
1	Harness, Wiring	255040					
3	Transformer, Current		259360	259414	255860	259793	259792
1	Bracket, CT Mounting	276417					

Manual Controller Kit Parts							
Qty.	Description	Common	Kit Number/Unique Parts				
			327037	327042	327047	327052	327057
1	Controller Assembly*		A-273384	A-273383	A-273385	A-273387	A-273390
4	Washer, Lock 5/16	X-22-16					
1	Terminal	X-283-8					
1	Conduit, Convoluted					X-6003-17	
1	Screw, Drill Hex.	X-794-1					
1	Harness, Wiring	255040					
3	Transformer, Current		259359	255860	253503	259414	272691
1	Bracket, CT Mounting		276417	276417	276417	276417	325382

Manual Controller Kit Parts							
Qty.	Description	Common	Kit Number/Unique Parts				
			327062	327067	327072	327077	
1	Controller Assembly*		A-273386	A-273392	A-273389	A-273391	
4	Washer, Lock 5/16	X-22-16					
1	Terminal	X-283-8					
1	Conduit, Convoluted		X-6003-17			X-6006-17	
1	Screw, Drill Hex.	X-794-1					
1	Harness, Wiring	255040					
3	Transformer, Current		259360	273257	253610	279272	
1	Bracket, CT Mounting		276417	299966	299966	325382	

\* See Controller Assembly section for parts list.

Manual Controller Kit Parts							
Qty.	Description	Common	Kit Number/Unique Parts				
			352558	360330			
1	Controller Assembly		A-352564	A-360320			
4	Washer, Lock	X-22-16					
1	Terminal	X-283-8					
1	Terminal	X-285-5					
1	Terminal, Push-on	X-431-30					
1	Conduit, Convoluted	X-6003-8					
4	Screw, Drill hex	X-794-1					
3	Transformer, Current		253274	253502			
1	Harness, Wiring	255040					
1	Bracket, CT Mounting	276417					
1	Switch Assembly, Water Lev	336656					

# Manual Controller Assemblies

Qty.	Description	Common Parts	Manual Controller Assembly Number/Unique Parts					
			A-273379	A-273380	A-273381	A-273382	A-273383	A-273384
1	Potentiometer Assembly	A-255041						
1	Overspeed Circuit Board	A-249812						
1	Main Circuit Board	F-239563						
1	Washer, Shakeproof #10	X-22-13						
4	Washer, Lock #6	X-22-6						
1	Grommet	X-284-31						
1	Plug, Button	X-301-34						
2	Terminal	X-431-25						
2	Terminal	X-431-29						
2	Screw, r.h.m. 6-32 x 3/8	X-49-2						
18	Screw, r.h.m. 6-32 x 1/4	X-49-25						
2	Screw, Pan Head	X-49-39						
4	Screw, r.h.m. 10-24 x 3/4	X-50-3						
1	Screw, r.h.m. 10-24 x 1	X-50-7						
2	Screw, r.h.m. 8-32 x 3/8	X-51-12						
2	Screw, r.h.m.	X-51-53						
1	Strap, Ground	X-6046-2						
1	Jumper	X-6048-2						
10	Screw, Phil Hex Crimptite	X-6216-1						
2	Screw, Thread Forming	X-67-127						
1	Sleeve	X-696-5						
1	Tab, Ident.	201620-86						
1	Fuse, 10 Amp	223316						
1	Holder, Fuse	238426						
1	Meter, Hour	238736						
1	Terminal	238898						
1	Block, Terminal	246115						
1	Switch, Rocker	249406						
1	Voltmeter	253329						
1	Lamp	269373						
2	Lamp	255126						
1	Lamp	269373						
1	Plate, Hinge	273376						
1	Harness, Controller	274710						
1	Voltmeter, AC		282817	282816	282816	282817	282816	282817
1	Gauge, Oil Pressure	282897						
1	Gauge, Water Temperature	282898						
1	Ammeter, AC		282800	282801	282802	282801	282804	282802
2	Socket, Lamp	284990						
8	Spacer, Circuit Board	287948						
3	Fuse, 1.5 Amp	291207						
1	Decal	292347						
1	Resistor		292352			292352		292352
1	Decal	292361						
1	Switch, Selector		292374	292373	292373	292374	292373	292374
1	Holder, Fuse	292821						
1	Marker, Strip	292823						
1	Bumper	292834						
1	Meter, Frequency	282818						
1	Transformer, Controller	295281						
1	Cover, Controller	292818						
1	Nameplate		273374	273373	273373	273374	273373	273374
1	Box, Controller	273375						

# Manual Controller Assemblies (continued)

Qty.	Description	Common Parts	Manual Controller Assembly Number/Unique Parts						
			A-273385	A-273386	A-273387	A-273389	A-273390	A-273391	A-273392
1	Potentiometer Assembly	A-255041							
1	Overspeed Circuit Board	A-249812							
1	Main Circuit Board	F-239563							
1	Washer, Shakeproof #10	X-22-13							
4	Washer, Lock #6	X-22-6							
1	Grommet	X-284-31							
1	Plug, Button	X-301-34							
2	Terminal	X-431-25							
2	Terminal	X-431-29							
2	Screw, r.h.m. 6-32 x 3/8	X-49-2							
18	Screw, r.h.m. 6-32 x 1/4	X-49-25							
2	Screw, Pan Head	X-49-39							
4	Screw, r.h.m. 10-24 x 3/4	X-50-3							
1	Screw, r.h.m. 10-24 x 1	X-50-7							
2	Screw, r.h.m. 8-32 x 3/8	X-51-12							
2	Screw, r.h.m.	X-51-53							
1	Strap, Ground	X-6046-2							
1	Jumper	X-6048-2							
10	Screw, Phil Hex Crimptite	X-6216-1							
2	Screw, Thread Forming	X-67-127							
1	Sleeve	X-696-5							
1	Tab, Ident.	201620-86							
1	Fuse, 10 Amp	223316							
1	Holder, Fuse	238426							
1	Meter, Hour	238736							
1	Terminal	238898							
1	Block, Terminal	246115							
1	Switch, Rocker	249406							
1	Voltmeter	253329							
1	Lamp	269373							
2	Lamp	255126							
2	Lamp	291740							
1	Plate, Hinge	273376							
1	Harness, Controller	274710							
1	Voltmeter, AC		282816	282816	282817	282816	282816	282817	282816
1	Gauge, Oil Pressure	282897							
1	Gauge, Water Temperature	282898							
1	Ammeter, AC		282805	282805	282805	282807	282808	282806	282806
2	Socket, Lamp	284990							
8	Spacer, Circuit Board	287948							
3	Fuse, 1.5 Amp	291207							
1	Decal	292347							
1	Resistor			292352	292352			292352	
1	Decal	292361							
1	Switch, Selector		292373	292374	292374	292373	292373	292374	292373
1	Holder, Fuse	292821							
1	Marker, Strip	292823							
1	Bumper	292834							
1	Meter, Frequency	282818							
1	Transformer, Controller	295281							
1	Cover, Controller	292818							
1	Nameplate		273373	273374	273374	273373	273373	273374	273373
1	Box, Controller	273375							

# Manual Controller Assemblies (continued)

Qty.	Description	Common Parts	Manual Controller Assembly Number/Unique Parts						
			A-352564	A-360330					
1	Potentiometer Assembly	A-255041							
1	Overspeed Circuit Board	B-249812							
1	Main Circuit Board	H-239563							
2	Washer, Shakeproof #10	X-22-13							
4	Washer, Lock #6	X-22-6							
1	Grommet	X-284-31							
1	Plug, Button	X-301-23							
1	Plug, Button	X-301-34							
2	Terminal	X-431-25							
2	Terminal	X-431-29							
3	Tie, Cable Nylon	X-468-3							
2	Screw, r.h.m. 6-32 x 3/8	X-49-2							
18	Screw, r.h.m. 6-32 x 1/4	X-49-25							
2	Screw, Pan Head	X-49-39							
4	Screw, r.h.m. 10-24 x 3/4	X-50-3							
1	Screw, r.h.m. 10-24 x 1	X-50-7							
2	Screw, r.h.m. 8-32 x 3/8	X-51-12							
2	Screw, r.h.m.	X-51-53							
1	Strap, Ground	X-6046-2							
1	Jumper	X-6048-2							
10	Screw,	X-6216-1							
1	Sleeve	X-696-5							
2	Screw, Drill	X-794-2							
1	Tab, Ident.	201620-86							
1	Fuse, 10 Amp	223316							
1	Holder, Fuse	238426							
1	Meter, Hour	238736							
1	Terminal	238898							
1	Block, Terminal	246115							
1	Switch, Rocker	249406							
1	Voltmeter	253329							
2	Lamp	255126							
1	Lamp	269373							
1	Nameplate	273373							
1	Box, Controller	273375							
1	Plate, Hinge	273376							
1	Harness, Controller	274710							
1	Voltmeter, AC	282816							
1	Meter, Frequency	282818							
1	Gauge, Oil Pressure	282897							
1	Gauge, Water Temperature	282898							
1	Ammeter, AC		352565	282803					
2	Socket, Lamp	284990							
8	Spacer, Circuit Board	287948							
3	Fuse, 1.5 Amp	291207							
2	Lamp	291740							
1	Decal	292361							
1	Switch, Selector	292373							
1	Cover, Controller	292818							
1	Holder, Fuse	292821							
1	Marker, Strip	292823							
1	Bumper	292834							
1	Transformer, Controller	295281							

# Decision-Maker™ 340 Controller Kits

Decision-Maker™ 340 Kit Parts							
Qty.	Description	Common	Kit Number/Unique Parts				
			347891	347892	347893	347897	347898
1	Controller Assembly	A-347946					
2	Screw, h.c.	X-117-5					
4	Washer, Lock 5/16	X-22-16					
2	Washer, Lock #4	X-22-24					
2	Washer, Lock #10	X-22-9					
2	Screw, r.h.m.	X-49-35					
1	Clamp, Insulator	X-672-15					
4	Screw, Drill hex	X-794-1					
1	Sensor, Ferromagnetic	241623					
3	Transformer, Current		259360	259414	255860	259359	253503
1	Harness, Wiring	255040					
1	Bracket, Sensor Mounting	257070					
1	Bracket, CT Mounting	276417					

Decision-Maker™ 340 Kit Parts							
Qty.	Description	Common	Kit Number/Unique Parts				
			347899	347903	347932	352590	352595
1	Controller Assembly		A-347946	A-347946	A-354146	A-347946	A-354146
2	Screw, h.c.	X-117-5					
4	Washer, Lock 5/16	X-22-16					
2	Washer, Lock #4	X-22-24					
2	Washer, Lock #10	X-22-9					
2	Screw, r.h.m.	X-49-35					
1	Clamp, Insulator	X-672-15					
4	Screw, Drill hex	X-794-1					
1	Sensor, Ferromagnetic	241623					
3	Transformer, Current		273257	259360	253610	253274	253274
1	Harness, Wiring		255040	255040	354119	255040	255040
1	Bracket, Sensor Mounting	257070					
1	Bracket, CT Mounting		299966	276417	299966	276417	276417

Decision-Maker™ 340 Kit Parts							
Qty.	Description	Common	Kit Number/Unique Parts				
			352600	352615	360311	360332	
1	Controller Assembly		A-354146	A-354146	A-347946	A-354146	
2	Screw, h.c.	X-117-5					
4	Washer, Lock 5/16	X-22-16					
2	Washer, Lock #4	X-22-24					
2	Washer, Lock #10	X-22-9					
2	Screw, r.h.m.	X-49-35					
1	Clamp, Insulator	X-672-15					
4	Screw, Drill hex	X-794-1					
1	Sensor, Ferromagnetic	241623					
3	Transformer, Current		259360	259359	253502	253502	
1	Harness, Wiring		255040	255040	255040	354119	
1	Bracket, Sensor Mounting	257070					
1	Bracket, CT Mounting	276417					

Decision-Maker™ 340 Assembly Parts			
Qty.	Description	A-354146	A-347946
1	Potentiometer, Voltage Adjustment	A-328774	A-328774
1	Knob, Potentiometer	X-6136-39	X-6136-39
1	Switch, Emergency Stop	292364	292364
1	Switch, Selector	347969	347969
3	Fuse, 1.5A 250V	291207	291207
2	Lamp, Panel	255126	255126
4	Bumper	292834	292834
1	Holder, Fuse	292821	292821

# Decision-Maker™ 1 Controller Kits

Decision-Maker™ 1 Controller Kit Parts							
Qty.	Description	Common	Kit Number/Unique Parts				
			326622	326623	326629	326633	326637
1	Controller Assembly*		A-336597	A-336616	A-336617	A-336619	A-336615
2	Screw, h.c. 10-24 x 5/8	X-117-5					
4	Washer, Lock 5/16	X-22-16					
2	Washer, Shakeproof	X-22-24					
2	Washer, Lock Shakeproof	X-22-9					
2	Screw, r.h.m.	X-49-35					
4	Screw, hex Head	X-6216-1					
1	Logo, Kohler	X-6276-9					
4	Screw, Drill hex	X-794-1					
1	Sensor, Ferromagnetic	241623					
1	Harness, Wiring			255040	255040	255040	255040
1	Clamp, Insulator	X-672-15					
1	Cover, Controller		336601	336602	336602	336602	336602
3	Bracket, Sensor Mounting	257070					
3	Transformer			259360	259414	255860	259793
1	Bracket, CT Mounting			276417	276417	276417	276417

Decision-Maker™ 1 Controller Kit Parts							
Qty.	Description	Common	Kit Number/Unique Parts				
			326643	326649	326657	326659	326661
1	Controller Assembly*		A-336618	A-336620	A-336621	A-336628	A-336625
2	Screw, h.c. 10-24 x 5/8	X-117-5					
4	Washer, Lock 5/16	X-22-16					
2	Washer, Shakeproof	X-22-24					
2	Washer, Lock Shakeproof	X-22-9					
2	Screw, r.h.m.	X-49-35					
4	Screw, hex Head	X-6216-1					
1	Clamp, Insulator	X-672-15					
4	Screw, Drill hex	X-794-1					
1	Sensor, Ferromagnetic	241623					
1	Logo, Kohler	X-6276-9					
3	Bracket, Sensor Mounting	257070					
1	Harness, Wiring		255040	255040	255040	255040	255040
3	Transformer		259360	259359	253503	273257	253610
1	Bracket, CT Mounting		276417	276417	276417	276417	276417
1	Cover, Controller	336602					

Decision-Maker™ 1 Controller Kit Parts							
Qty.	Description	Common	Kit Number/Unique Parts				
			326665	326671	326673	326677	326690
1	Controller Assembly*		A-336622	A-336623	A-336624	A-336626	A-336652
2	Screw, h.c. 10-24 x 5/8	X-117-5					
4	Washer, Lock 5/16	X-22-16					
2	Washer, Shakeproof	X-22-24					
2	Washer, Lock Shakeproof	X-22-9					
2	Screw, r.h.m.	X-49-35					
4	Screw, hex Head	X-6216-1					
1	Logo, Kohler	X-6276-9					
1	Clamp, Insulator	X-672-15					
4	Screw, Drill hex	X-794-1					
1	Sensor, Ferromagnetic	241623					
3	Bracket, Sensor Mounting	257070					
1	Cover, Controller		336602	336602	336602	336602	336601
1	Harness, Wiring		255040	255040	255040	255040	
3	Transformer		259360	259360	259414	272691	
1	Bracket, CT Mounting		276417	276417	276417	276417	

\* See Controller Assembly section for parts list.

# Decision-Maker™ 1 Controller Kits

Decision-Maker™ 1 Controller Kit Parts							
Qty.	Description	Common	Kit Number/Unique Parts				
			352557	360329			
1	Controller Assembly*		A-352563	A-360319			
2	Screw, h.c. 10-24 x 5/8	X-117-5					
4	Washer, Lock 5/16	X-22-16					
2	Washer, Shakeproof	X-22-24					
2	Washer, Lock Shakeproof	X-22-9					
2	Screw, r.h.m.	X-49-35					
4	Screw, h.c.	X-6216-1					
1	Logo, Kohler	X-6276-9					
4	Screw, Drill hex	X-794-1					
1	Sensor, Ferromagnetic	241623					
1	Clamp, Insulator	X-672-15					
1	Cover, Controller	336602					
1	Harness, Wiring	255040					
3	Transformer, Current		253274	253502			
1	Bracket, CT Mounting	276417					
3	Bracket, Sensor Mounting	257070					

\* See Controller Assembly section for parts list.

# Decision-Maker™ 1 Controller Assemblies

Qty.	Description	Common Parts	Decision-Maker™ 1 Controller Assembly Number/Unique Parts					
			A-336597	A-336615	A-336616	A-336617	A-336618	A-336619
1	Potentiometer Assembly	A-255041						
1	Main Circuit Board	E-254717						
2	Washer, Lock	X-22-50						
4	Washer, Lock #6	X-22-6						
1	Grommet	X-284-31						
2	Screw, r.h.m. 6-32 x 3/8	X-49-2						
10	Screw, r.h.m. 6-32 x 1/4	X-49-25						
2	Screw, Pan Head	X-49-39						
4	Screw, r.h.m. 10-24 x 3/4			X-50-3	X-50-3	X-50-3	X-50-3	X-50-3
1	Screw, r.h.m. 10-24 Xx1	X-50-70						
2	Screw, r.h.m.	X-51-53						
2	Plug, Cap	X-519-1						
1	Strap, Ground	X-6046-2						
1	Jumper			X-6048-2	X-6048-2	X-6048-2	X-6048-2	X-6048-2
2	Nut, Hex.	X-6234-6						
2	Screw, Thread Forming			X-67-127	X-67-127	X-67-127	X-67-127	X-67-127
1	Sleeve	X-696-5						
2	Nut, Hex.		X-71-2		X-71-2	X-71-2	X-71-2	X-71-2
1	Tab, Ident.		201620-152	201620-86	201620-152	201620-152	201620-152	201620-152
1	Fuse, 10 Amp	223316						
1	Holder, Fuse	238426						
1	Meter, Hour	238736						
1	Terminal	238898						
1	Block, Terminal	246115						
1	Voltmeter			253329	253329	253329	253329	253329
1	Relay	259391						
1	Lamp	269373						
1	Voltmeter, AC			282815	282814	282814	282815	282814
1	Gauge, Oil Pressure			282897	282897	282897	282897	282897
1	Gauge, Water Temperature			282898	282898	282898	282898	282898
1	Ammeter, AC			282934	295337	295338	295337	282950
1	Fuse, 15 Amp	283645						
1	Switch, Toggle	287812						
5	Spacer, Circuit Board	287948						
3	Fuse, 1.5 Amp			291207	291207	291207	291207	291207
2	Lamp			291740	291740	291740	291740	291740
1	Resistor			292352			292352	
1	Switch, Selector			292374	292374	292374	292374	292374
1	Bumper	292834						
1	Strip, Terminal			292940	292940	292940	292940	292940
1	Meter, Frequency			295069	295069	295069	295069	295069
1	Box, Controller		336604	336603	336603	336603	336603	336603
1	Strip, Marker		336606	336605	336605	336605	336605	336605
1	Holder, Fuse		336634	336635	336635	336635	336635	336635
1	Strip, Marker			336636	336636	336636	336636	336636
1	Harness, Wiring		336642	336637	336637	336637	336637	336637

# Decision-Maker™ 1 Controller Assemblies (continued)

Qty.	Description	Common Parts	Decision-Maker™ 1 Controller Assembly Number/Unique Parts					
			A-336620	A-336621	A-336622	A-336623	A-336624	A-336625
1	Potentiometer Assembly	A-255041						
1	Main Circuit Board	E-254717						
2	Washer, Lock	X-22-50						
4	Washer, Lock #6	X-22-6						
1	Grommet	X-284-31						
2	Screw, r.h.m. 6-32 x 3/8	X-49-2						
10	Screw, r.h.m. 6-32 x 1/4	X-49-25						
2	Screw, Pan Head	X-49-39						
4	Screw, r.h.m. 10-24 x 3/4	X-50-3						
1	Screw, r.h.m. 10-24 x 1	X-50-70						
2	Screw, r.h.m.	X-51-53						
2	Plug, Cap	X-519-1						
1	Strap, Ground	X-6046-2						
1	Jumper	X-6048-2						
2	Nut, Hex.	X-6234-6						
2	Screw, Thread Forming	X-67-127						
1	Sleeve	X-696-5						
2	Nut, Hex.	X-71-2						
1	Tab, Ident.	201620-152						
1	Fuse, 10 Amp	223316						
1	Holder, Fuse	238426						
1	Meter, Hour	238736						
1	Terminal	238898						
1	Block, Terminal	246115						
1	Voltmeter	253329						
1	Relay	259391						
1	Lamp	269373						
1	Voltmeter, AC		282815	282814	282815	282815	282815	282814
1	Gauge, Oil Pressure	282897						
1	Gauge, Water Temperature	282898						
1	Ammeter, AC		295338	282954	282950	282954	282955	295339
1	Fuse, 15 Amp	283645						
1	Switch, Toggle	287812						
5	Spacer, Circuit Board	287948						
3	Fuse, 1.5 Amp	291207						
2	Lamp	291740						
1	Resistor		292352			292352	292352	
1	Switch, Selector	292374						
1	Bumper	292834						
1	Strip, Terminal	292940						
1	Meter, Frequency	295069						
1	Box, Controller	336603						
1	Strip, Marker	336605						
1	Holder, Fuse	336635						
1	Strip, Marker	336636						
1	Harness, Wiring	336637						

# Decision-Maker™ 1 Controller Assemblies (continued)

Qty.	Description	Common Parts	Decision-Maker™ 1 Controller Assembly Number/Unique Parts					
			A-336626	A-336627	A-336628	A-336652	A-352563	A-360319
1	Potentiometer Assembly	A-255041						
1	Main Circuit Board	F-254717						
2	Washer, Lock	X-22-50						
4	Washer, Lock #6	X-22-6						
1	Grommet	X-284-31						
2	Screw, r.h.m. 6-32 x 3/8		X-49-2	X-49-2	X-49-2		X-49-2	X-49-2
10	Screw, r.h.m. 6-32 x 1/4	X-49-25						
2	Screw, Pan Head	X-49-39						
4	Screw, r.h.m. 10-24 x 3/4		X-50-3	X-50-3	X-50-3		X-50-3	X-50-3
1	Screw, r.h.m. 10-24 x 3					X-50-13		
1	Screw, r.h.m. 10-24 x 1	X-50-70						
2	Screw, r.h.m.	X-51-53						
2	Plug, Cap	X-519-1						
1	Strap, Ground	X-6046-2						
1	Jumper		X-6048-2	X-6048-2	X-6048-2		X-6048-2	X-6048-2
2	Nut, Hex.	X-6234-6						
2	Screw, Thread Forming	X-67-127						
1	Sleeve	X-696-5						
2	Nut, Hex.	X-71-2						
1	Tab, Ident.	201620-152						
1	Fuse, 10 Amp	223316						
1	Holder, Fuse	238426						
1	Meter, Hour	238736						
1	Terminal	238898						
1	Block, Terminal	246115						
1	Voltmeter	253329						
1	Ammeter						253609	253341
1	Relay	259391						
1	Lamp	269373						
1	Voltmeter, AC		282814	282815	282814			
1	Gauge, Oil Pressure	282897						
1	Gauge, Water Temperature	282898						
1	Ammeter, AC		295340	282955	282955		282934	282934
1	Fuse, 15 Amp	283645						
1	Switch, Toggle	287812						
5	Spacer, Circuit Board	287948						
3	Fuse, 1.5 Amp		291207	291207	291207		291207	291207
2	Lamp		291740	291740	291740		291740	291740
1	Resistor			292352				
1	Switch, Selector		292374	292374	292374		292374	292374
1	Bumper	292834						
1	Strip, Terminal		292940	292940	292940		292940	292940
1	Meter, Frequency		295069	295069	295069		295069	295069
1	Box, Controller		336603	336603	336603	336653	336603	336603
1	Strip, Marker		336605	336605	336605	336606	336605	336605
1	Holder, Fuse		336635	336635	336635	336634	336635	336635
1	Strip, Marker		336636	336636	336636		336636	336636
1	Harness, Wiring		336637	336637	336637	336642	336637	336637

# Manual Paralleling Controller Kits

Manual Paralleling Controller Kit Parts							
Qty.	Description	Common	Kit Number/Unique Parts				
			326488	326489	326490	326491	326492
1	Controller Assembly*		A-328389	A-328409	A-328423	A-328440	A-328457
6	Screw, h.c. 10-24 x 5/8	X-117-5					
4	Washer, Lock 5/16	X-22-16					
2	Washer, Shakeproof	X-22-24					
2	Washer, Lock Shakeproof	X-22-9					
2	Screw, r.h.m.	X-49-35					
3	Clamp	X-672-10					
1	Clamp, Insulator	X-672-15					
1	Module, Single Phase	328784					
1	Sensor, Ferromagnetic	241623					
1	Bracket, Sensor Mounting	257070					
1	Harness, Wiring	328894					
3	Transformer	259360					
7	Screw, Drill hex	X-794-1					
1	Bracket, CT Mounting	276417					

Manual Paralleling Controller Kit Parts							
Qty.	Description	Common	Kit Number/Unique Parts				
			326493	326494	326495	326496	326497
1	Controller Assembly*		A-328473	A-328389	A-328406	A-328423	A-328440
6	Screw, h.c. 10-24 x 5/8			X-117-5	X-117-5	X-117-5	X-117-5
4	Washer, Lock 5/16			X-22-16	X-22-16	X-22-16	X-22-16
2	Washer, Shakeproof			X-22-24	X-22-24	X-22-24	X-22-24
2	Washer, Lock Shakeproof			X-22-9	X-22-9	X-22-9	X-22-9
2	Screw, r.h.m.			X-49-35	X-49-35	X-49-35	X-49-35
3	Clamp	X-672-10					
1	Clamp, Insulator			X-672-15	X-672-15	X-672-15	X-672-15
1	Module, Single Phase	328784					
1	Sensor, Ferromagnetic			241623	241623	241623	241623
1	Bracket, Sensor Mounting			257070	257070	257070	257070
1	Harness, Wiring	328894					
3	Transformer		259793	259360	259360	259360	259360
7	Screw, Drill hex	X-794-1					
1	Bracket, CT Mounting			276417	276417	276417	276417

Manual Paralleling Controller Kit Parts							
Qty.	Description	Common	Kit Number/Unique Parts				
			326498	326499	326506	326507	326508
1	Controller Assembly*		A-328457	A-328473	A-328390	A-328407	A-328424
6	Screw, h.c. 10-24 x 5/8		X-117-5		X-117-5	X-117-5	X-117-5
4	Washer, Lock 5/16		X-22-16		X-22-16	X-22-16	X-22-16
2	Washer, Shakeproof		X-22-24		X-22-24	X-22-24	X-22-24
2	Washer, Lock Shakeproof		X-22-9		X-22-9	X-22-9	X-22-9
2	Screw, r.h.m.		X-49-35		X-49-35	X-49-35	X-49-35
3	Clamp	X-672-10					
1	Clamp, Insulator		X-672-15		X-672-15	X-672-15	X-672-15
1	Module, Single Phase	328784					
1	Sensor, Ferromagnetic		241623		241623	241623	241623
1	Bracket, Sensor Mounting		257070		257070	257070	257070
1	Harness, Wiring	328894					
3	Transformer		259360	259793	259414	259414	259414
7	Screw, Drill hex	X-794-1					
1	Bracket, CT Mounting		276417		276417	276417	276417

\* See Controller Assembly section for parts list.

# Manual Paralleling Controller Kits (continued)

Manual Paralleling Controller Kit Parts							
Qty.	Description	Common	Kit Number/Unique Parts				
			326509	326510	326511	326518	326519
1	Controller Assembly*		A-328441	A-328458	A-328473	A-328391	A-328408
6	Screw, h.c. 10-24 x 5/8		X-117-5	X-117-5		X-117-5	X-117-5
4	Washer, Lock 5/16		X-22-16	X-22-16		X-22-16	X-22-16
2	Washer, Shakeproof		X-22-24	X-22-24		X-22-24	X-22-24
2	Washer, Lock Shakeproof		X-22-9	X-22-9		X-22-9	X-22-9
2	Screw, r.h.m.	X-672-10	X-49-35	X-49-35		X-49-35	X-49-35
3	Clamp						
1	Clamp, Insulator	X-672-15	X-672-15	X-672-15		X-672-15	X-672-15
1	Module, Single Phase	328784					
1	Sensor, Ferromagnetic		241623	241623		241623	241623
1	Bracket, Sensor Mounting		257070	257070		257070	257070
1	Harness, Wiring	328894					
7	Screw, Drill hex	X-794-1					
3	Transformer		259414	259414	259792	255860	255860
1	Bracket, CT Mounting		276417	276417		276417	276417

Manual Paralleling Controller Kit Parts							
Qty.	Description	Common	Kit Number/Unique Parts				
			326520	326521	326522	326523	326524
1	Controller Assembly*		A-328425	A-328442	A-328459	A-328474	A-328391
6	Screw, h.c. 10-24 x 5/8		X-117-5	X-117-5	X-117-5		X-117-5
4	Washer, Lock 5/16		X-22-16	X-22-16	X-22-16		X-22-16
2	Washer, Shakeproof		X-22-24	X-22-24	X-22-24		X-22-24
2	Washer, Lock Shakeproof		X-22-9	X-22-9	X-22-9		X-22-9
2	Screw, r.h.m.	X-672-10	X-49-35	X-49-35	X-49-35		X-49-35
3	Clamp						
1	Clamp, Insulator	X-672-15	X-672-15	X-672-15	X-672-15		X-672-15
1	Module, Single Phase	328784					
1	Sensor, Ferromagnetic		241623	241623	241623		241623
1	Bracket, Sensor Mounting		257070	257070	257070		257070
1	Harness, Wiring	328894					
7	Screw, Drill hex	X-794-1					
3	Transformer		255860	255860	255860	259792	255860
1	Bracket, CT Mounting		276417	276417	276417		276417

Manual Paralleling Controller Kit Parts							
Qty.	Description	Common	Kit Number/Unique Parts				
			326525	326526	326527	326528	326529
1	Controller Assembly*		A-328408	A-328425	A-328442	A-328459	A-328474
6	Screw, h.c. 10-24 x 5/8	X-117-5					
4	Washer, Lock 5/16	X-22-16					
2	Washer, Shakeproof	X-22-24					
2	Washer, Lock Shakeproof	X-22-9					
2	Screw, r.h.m.	X-49-35					
3	Clamp	X-672-10					
1	Clamp, Insulator	X-672-15					
1	Module, Single Phase	328784					
1	Sensor, Ferromagnetic	241623					
1	Bracket, Sensor Mounting	257070					
1	Harness, Wiring	328894					
3	Transformer		255860	255860	255860	255860	259359
7	Screw, Drill hex	X-794-1					
1	Bracket, CT Mounting		276417	276417	276417	276417	325385

\* See Controller Assembly section for parts list.

# Manual Paralleling Controller Kits (continued)

Manual Paralleling Controller Kit Parts							
Qty.	Description	Common	Kit Number/Unique Parts				
			326530	326531	326532	326533	326534
1	Controller Assembly*		A-328391	A-328408	A-328425	A-328422	A-328459
6	Screw, h.c. 10-24 x 5/8	X-117-5					
4	Washer, Lock 5/16	X-22-16					
2	Washer, Shakeproof	X-22-24					
2	Washer, Lock Shakeproof	X-22-9					
2	Screw, r.h.m.	X-49-35					
3	Clamp	X-672-10					
1	Clamp, Insulator	X-672-15					
1	Module, Single Phase	328784					
1	Sensor, Ferromagnetic	241623					
1	Bracket, Sensor Mounting	257070					
1	Harness, Wiring	328894					
3	Transformer		255860		255860	255860	255860
7	Screw, Drill hex	X-794-1					
1	Bracket, CT Mounting		276417	276417	276417	276417	276417

Manual Paralleling Controller Kit Parts							
Qty.	Description	Common	Kit Number/Unique Parts				
			326541	326542	326543	326544	326545
1	Controller Assembly*		A-328391	A-328408	A-328425	A-328442	A-328459
6	Screw, h.c. 10-24 x 5/8	X-117-5					
4	Washer, Lock 5/16	X-22-16					
2	Washer, Shakeproof	X-22-24					
2	Washer, Lock Shakeproof	X-22-9					
2	Screw, r.h.m.	X-49-35					
3	Clamp	X-672-10					
1	Clamp, Insulator	X-672-15					
1	Module, Single Phase	328784					
1	Sensor, Ferromagnetic	241623					
1	Bracket, Sensor Mounting	257070					
1	Harness, Wiring	328895					
3	Transformer		255860	255860	255860	255860	255860
7	Screw, Drill hex	X-794-1					
1	Bracket, CT Mounting		276417	276417	276417	276417	276417

Manual Paralleling Controller Kit Parts							
Qty.	Description	Common	Kit Number/Unique Parts				
			326546	326547	326548	326549	326550
1	Controller Assembly*		A-328475	A-328392	A-328409	A-328426	A-328443
6	Screw, h.c. 10-24 x 5/8	X-117-5					
4	Washer, Lock 5/16			X-22-16	X-22-16	X-22-16	X-22-16
2	Washer, Shakeproof			X-22-24	X-22-24	X-22-24	X-22-24
2	Washer, Lock Shakeproof			X-22-9	X-22-9	X-22-9	X-22-9
2	Screw, r.h.m.			X-49-35	X-49-35	X-49-35	X-49-35
3	Clamp	X-672-10					
1	Clamp, Insulator			X-672-15	X-672-15	X-672-15	X-672-15
1	Module, Single Phase	328784					
1	Sensor, Ferromagnetic			241623	241623	241623	241623
1	Bracket, Sensor Mounting			257070	257070	257070	257070
1	Harness, Wiring	328895					
3	Transformer		259360	253503	253503	253503	253503
7	Screw, Drill hex	X-794-1					
1	Bracket, CT Mounting		276417	276417	276417	276417	276417

\* See Controller Assembly section for parts list.

# Manual Paralleling Controller Kits (continued)

Manual Paralleling Controller Kit Parts							
Qty.	Description	Common	Kit Number/Unique Parts				
			326551	326552	326553	326554	326555
1	Controller Assembly*		A-328460	A-328476	A-328393	A-328410	A-328427
6	Screw, h.c. 10-24 x 5/8		X-117-5		X-117-5	X-117-5	X-117-5
4	Washer, Lock 5/16		X-22-16		X-22-16	X-22-16	X-22-16
2	Washer, Shakeproof		X-22-24		X-22-24	X-22-24	X-22-24
2	Washer, Lock Shakeproof		X-22-9		X-22-9	X-22-9	X-22-9
2	Screw, r.h.m.		X-49-35		X-49-35	X-49-35	X-49-35
3	Clamp	X-672-10					
1	Clamp, Insulator		X-672-15		X-672-15	X-672-15	X-672-15
1	Module, Single Phase	328784					
1	Sensor, Ferromagnetic		241623		241623	241623	241623
1	Bracket, Sensor Mounting		257070		257070	257070	257070
1	Harness, Wiring	328895					
7	Screw, Drill hex	X-794-1					
3	Transformer		253503	259360	273257	273257	273257
1	Bracket, CT Mounting		276417	276417	299966	299966	299966

Manual Paralleling Controller Kit Parts							
Qty.	Description	Common	Kit Number/Unique Parts				
			326556	326557	326558	326559	326560
1	Controller Assembly*		A-328444	A-328461	A-328476	A-328394	A-328411
6	Screw, h.c. 10-24 x 5/8		X-117-5	X-117-5		X-117-5	X-117-5
4	Washer, Lock 5/16		X-22-16	X-22-16		X-22-16	X-22-16
2	Washer, Shakeproof		X-22-24	X-22-24		X-22-24	X-22-24
2	Washer, Lock Shakeproof		X-22-9	X-22-9		X-22-9	X-22-9
2	Screw, r.h.m.		X-49-35	X-49-35		X-49-35	X-49-35
3	Clamp	X-672-10					
1	Clamp, Insulator		X-672-15	X-672-15		X-672-15	X-672-15
1	Module, Single Phase	328784					
1	Sensor, Ferromagnetic		241623	241623		241623	241623
1	Bracket, Sensor Mounting		257070	257070		257070	257070
1	Harness, Wiring		328895	328895	328895	328775	328775
3	Transformer		273257	273257	259360	253610	253610
7	Screw, Drill hex	X-794-1					
1	Bracket, CT Mounting		299966	299966	276417	299966	299966

Manual Paralleling Controller Kit Parts							
Qty.	Description	Common	Kit Number/Unique Parts				
			326561	326562	326563	326564	326565
1	Controller Assembly*		A-328428	A-328445	A-328462	A-328477	A-328397
6	Screw, h.c. 10-24 x 5/8		X-117-5	X-117-5	X-117-5		X-117-5
4	Washer, Lock 5/16		X-22-16	X-22-16	X-22-16		X-22-16
2	Washer, Shakeproof		X-22-24	X-22-24	X-22-24		X-22-24
2	Washer, Lock Shakeproof		X-22-9	X-22-9	X-22-9		X-22-9
2	Screw, r.h.m.		X-49-35	X-49-35	X-49-35		X-49-35
3	Clamp	X-672-10					
1	Clamp, Insulator		X-672-15	X-672-15	X-672-15		X-672-15
1	Module, Single Phase	328784					
1	Sensor, Ferromagnetic		241623	241623	241623		241623
1	Bracket, Sensor Mounting		257070	257070	257070		257070
1	Harness, Wiring	328775					
3	Transformer		253610	253610	253610	259414	253610
7	Screw, Drill hex	X-794-1					
1	Bracket, CT Mounting		299966	299966	299966	276417	299966

\* See Controller Assembly section for parts list.

# Manual Paralleling Controller Kits (continued)

Manual Paralleling Controller Kit Parts							
Qty.	Description	Common	Kit Number/Unique Parts				
			326566	326567	326568	326569	326570
1	Controller Assembly*		A-328411	A-328428	A-328445	A-328462	A-328395
6	Screw, h.c. 10-24 x 5/8	X-117-5					
4	Washer, Lock 5/16	X-22-16					
2	Washer, Shakeproof	X-22-24					
2	Washer, Lock Shakeproof	X-22-9					
2	Screw, r.h.m.	X-49-35					
3	Clamp	X-672-10					
7	Screw, Drill hex	X-794-1					
1	Module, Single Phase	328784					
1	Sensor, Ferromagnetic	241623					
1	Bracket, Sensor Mounting	257070					
1	Harness, Wiring	328775					
1	Clamp, Insulator	X-672-15					
3	Transformer		253610	253610	253610	253610	272691
1	Bracket, CT Mounting		299966	299966	299966	299966	325382

Manual Paralleling Controller Kit Parts							
Qty.	Description	Common	Kit Number/Unique Parts				
			326571	326572	326573	326574	326575
1	Controller Assembly*		A-328412	A-328459	A-328446	A-328463	A-328478
6	Screw, h.c. 10-24 x 5/8		X-117-5	X-117-5	X-117-5	X-117-5	
4	Washer, Lock 5/16		X-22-16	X-22-16	X-22-16	X-22-16	
2	Washer, Shakeproof		X-22-24	X-22-24	X-22-24	X-22-24	
2	Washer, Lock Shakeproof		X-22-9	X-22-9	X-22-9	X-22-9	
2	Screw, r.h.m.		X-49-35	X-49-35	X-49-35	X-49-35	
3	Clamp	X-672-10					
7	Screw, Drill hex	X-794-1					
1	Module, Single Phase	328784					
1	Sensor, Ferromagnetic		241623	241623	241623	241623	
1	Bracket, Sensor Mounting		257070	257070	257070	257070	
1	Harness, Wiring	328775					
3	Transformer		272691	272691	272691	272691	279272
1	Clamp, Insulator		X-672-15	X-672-15	X-672-15	X-672-15	
1	Bracket, CT Mounting		325382	325382	325382	325382	325382

\* See Controller Assembly section for parts list.

# Manual Paralleling Controller Assemblies

Qty.	Description	Common Parts	Manual Paralleling Controller Assembly Number/Unique Parts				
			A-328389	A-328390	A-328391	A-328392	A-328393
1	Potentiometer Assembly	A-328774					
1	Indicator Circuit Board	A-336432					
1	Main Circuit Board	A-336415					
1	Grommet	X-284-31					
1	Plug, Button	X-301-29					
1	Strap, Ground	X-6046-2					
1	Resistor	X-472-6					
1	Jumper	X-6048-2					
1	Relay, Reverse-Power	X-6115-10					
1	Relay, Synch Power	X-6120-17					
2	Knob, Potentiometer	X-6136-35					
4	Spacer	X-712-9					
1	Ring, Lock	151511					
1	Tab, Ident.	201620-86					
3	Diode, 6 Amp 100 Volt In-line	233959					
1	Meter, Hour	238736					
1	Terminal	238898					
2	Socket, Screw Clear	243645					
2	Bulb	243987					
1	Block, Terminal	246115					
4	Bumper	255443					
1	Voltmeter	253329					
3	Lamp	255126					
1	Lamp	264513					
1	Potentiometer	273767					
1	Wattmeter		274330	274331	274332	274333	274334
1	Transducer, Watt		274341	274342	274343	328500	328501
1	Ammeter, AC		282801	282802	282804	282805	282806
1	Voltmeter, AC	282816					
1	Meter, Frequency	282818					
1	Gauge, Oil Pressure	282897					
1	Gauge, Water Temperature	282898					
1	Fuse, 15 Amp	283645					
4	Fuse, 1 Amp	284205					
3	Socket, Lamp	284990					
9	Spacer, Circuit Board	287948					
3	Fuse, 1.5 Amp	291207					
2	Lamp	291740					
1	Decal	292347					
1	Switch, Selector	292373					
1	Nameplate	292382					
3	Holder, Fuse	292821					
2	Socket, Relay	295034					
2	Block, Terminal	295266					
2	Relay	295318					
1	Lamp, Socket	295325					
1	Lens	295328					
2	Cover, Terminal Strip	295925					
1	Box, Controller	328488					
1	Cover, Controller	328489					
1	Panel, Hinge	328491					
4	Mount, Controller	328644					
4	Mount, Controller	328645					
1	Harness, Wiring	328772					
1	Switch, Pushbutton	328773					
1	Switch, Toggle	328789					
1	Nameplate, Engraved	328790					
1	Nameplate, Engraved	328791					
1	Nameplate, Engraved	328792					
1	Cable, Ribbon	336579					
2	Bracket, Transformer	342176					
1	Strip, Marker	342177					
1	Strip, Marker	342178					
1	Strip, Marker	342179					

# Manual Paralleling Controller Assemblies (continued)

Qty.	Description	Common Parts	Manual Paralleling Controller Assembly Number/Unique Parts				
			A-328394	A-328395	A-328396	A-328397	A-328398
1	Potentiometer Assembly	A-328774					
1	Indicator Circuit Board	A-336432					
1	Main Circuit Board	A-336415					
1	Grommet	X-284-31					
1	Plug, Button	X-301-29					
1	Strap, Ground	X-6046-2					
1	Resistor	X-472-6					
1	Jumper	X-6048-2					
1	Relay, Reverse-Power	X-6115-10					
1	Relay, Synch Power	X-6120-17					
2	Knob, Potentiometer	X-6136-35					
4	Spacer	X-712-9					
1	Ring, Lock	151511					
1	Tab, Ident.	201620-86					
3	Diode, 6 Amp 100 Volt In-line	233959					
1	Meter, Hour	238736					
1	Terminal	238898					
2	Socket, Screw Clear	243645					
2	Bulb	243987					
1	Block, Terminal	246115					
4	Bumper	255443					
1	Voltmeter	253329					
3	Lamp	255126					
1	Lamp	264513					
1	Potentiometer	273767					
1	Wattmeter		274334	274334	274334	274334	274335
1	Transducer, Watt		328502	328503	328501	328503	328504
1	Ammeter, AC		282807	282808	282806	282808	282809
1	Voltmeter, AC	282816					
1	Meter, Frequency	282818					
1	Gauge, Oil Pressure	282897					
1	Gauge, Water Temperature	282898					
1	Fuse, 15 Amp	283645					
4	Fuse, 1 Amp	284205					
3	Socket, Lamp	284990					
9	Spacer, Circuit Board	287948					
3	Fuse, 1.5 Amp	291207					
2	Lamp	291740					
1	Decal	292347					
1	Switch, Selector		292373	292374	292374	292374	292374
1	Nameplate		292382	292383	292383	292383	292383
3	Holder, Fuse	292821					
2	Socket, Relay	295034					
2	Block, Terminal	295266					
2	Relay	295318					
1	Lamp, Socket	295325					
1	Lens	295328					
2	Cover, Terminal Strip	295925					
1	Box, Controller	328488					
1	Cover, Controller	328489					
1	Panel, Hinge	328491					
4	Mount, Controller	328644					
4	Mount, Controller	328645					
1	Harness, Wiring	328772					
1	Switch, Pushbutton	328773					
1	Switch, Toggle	328789					
1	Nameplate, Engraved	328790					
1	Nameplate, Engraved	328791					
1	Nameplate, Engraved	328792					
1	Cable, Ribbon	336579					
2	Bracket, Transformer	342176					
1	Strip, Marker	342177					
1	Strip, Marker	342178					
1	Strip, Marker	342179					

# Manual Paralleling Controller Assemblies (continued)

Qty.	Description	Common Parts	Manual Paralleling Controller Assembly Number/Unique Parts				
			A-328406	A-328407	A-328408	A-328409	A-328410
1	Potentiometer Assembly	A-328774					
1	Indicator Circuit Board	A-336432					
1	Main Circuit Board	A-336415					
1	Grommet	X-284-31					
4	Terminal	X-431-25					
1	Strap, Ground	X-6046-2					
2	Resistor	X-472-6					
1	Jumper	X-6048-2					
1	Relay, Reverse-Power	X-6115-10					
1	Relay, Synch Power	X-6120-17					
2	Knob, Potentiometer	X-6136-35					
4	Spacer	X-712-9					
1	Ring, Lock	151511					
3	Diode, 6 Amp 100 Volt In-line	233959					
1	Meter, Hour	238736					
1	Terminal	238898					
2	Socket, Screw Clear	243645					
2	Bulb	243987					
1	Block, Terminal	246115					
1	Voltmeter	253329					
3	Lamp	255126					
1	Lamp	264513					
1	Potentiometer	273767					
1	Wattmeter		274330	274331	274332	274333	274334
1	Transducer, Watt		328511	328512	328513	328514	328515
1	Ammeter, AC		282801	282802	282804	282805	282806
1	Voltmeter, AC	282816					
1	Meter, Frequency	282818					
1	Gauge, Oil Pressure	282897					
1	Gauge, Water Temperature	282898					
1	Fuse, 15 Amp	283645					
4	Fuse, 1 Amp	284205					
3	Socket, Lamp	284990					
9	Spacer, Circuit Board	287948					
3	Fuse, 1.5 Amp	291207					
2	Relay	291309					
2	Lamp	291740					
1	Decal	292347					
1	Switch, Selector		292373	292373	292373	292373	292373
1	Nameplate		292382	292382	292382	292382	292382
3	Holder, Fuse	292821					
2	Socket, Relay	295034					
2	Block, Terminal	295266					
2	Relay	295318					
1	Lamp, Socket	295325					
1	Lens	295328					
2	Cover, Terminal Strip	295925					
1	Box, Controller	328488					
1	Cover, Controller	328489					
1	Panel, Hinge	328491					
4	Mount, Controller	328644					
4	Mount, Controller	328645					
1	Harness, Wiring	328772					
1	Switch, Pushbutton	328773					
4	Transformer		328673		328673	328514	328673
1	Switch, Toggle	328789					
1	Nameplate, Engraved	328790					
1	Nameplate, Engraved	328791					
1	Nameplate, Engraved	328792					
1	Cable, Ribbon	336579					
2	Bracket, Transformer	342176					
1	Strip, Marker	342177					
1	Strip, Marker	342178					
1	Strip, Marker	342179					

# Manual Paralleling Controller Assemblies (continued)

Qty.	Description	Common Parts	Manual Paralleling Controller Assembly Number/Unique Parts				
			A-328411	A-328412	A-328422	A-328423	A-328424
1	Potentiometer Assembly	A-328774					
1	Indicator Circuit Board	A-336432					
1	Main Circuit Board	A-336415					
1	Grommet	X-284-31					
4	Terminal	X-431-25					
1	Strap, Ground	X-6046-2					
2	Resistor	X-472-6					
1	Jumper	X-6048-2					
1	Relay, Reverse-Power	X-6115-10					
1	Relay, Synch Power	X-6120-17					
2	Knob, Potentiometer	X-6136-35					
4	Spacer	X-712-9					
1	Ring, Lock	151511					
3	Diode, 6 Amp 100 Volt In-line	233959					
1	Meter, Hour	238736					
1	Terminal	238898					
2	Socket, Screw Clear	243645					
2	Bulb	243987					
1	Block, Terminal	246115					
1	Voltmeter	253329					
3	Lamp	255126					
1	Lamp	264513					
1	Potentiometer	273767					
1	Wattmeter		274334	274334	274329	274330	274331
1	Transducer, Watt		328516	328517	328524	328525	328526
1	Ammeter, AC		282807	282808	282800	282801	282802
1	Voltmeter, AC	282816					
1	Meter, Frequency	282818					
1	Gauge, Oil Pressure	282897					
1	Gauge, Water Temperature	282898					
1	Fuse, 15 Amp	283645					
4	Fuse, 1 Amp	284205					
3	Socket, Lamp	284990					
9	Spacer, Circuit Board	287948					
3	Fuse, 1.5 Amp	291207					
2	Relay	291309					
2	Lamp	291740					
1	Decal	292347					
1	Switch, Selector		292373	292374	292373	292373	292373
1	Nameplate		292382	292382	292382	292382	292382
3	Holder, Fuse	292821					
2	Socket, Relay	295034					
2	Block, Terminal	295266					
2	Relay	295318					
1	Lamp, Socket	295325					
1	Lens	295328					
2	Cover, Terminal Strip	295925					
1	Box, Controller	328488					
1	Cover, Controller	328489					
1	Panel, Hinge	328491					
4	Mount, Controller	328644					
4	Mount, Controller	328645					
1	Harness, Wiring	328772					
1	Switch, Pushbutton	328773					
4	Transformer		328673	328673	328674	328674	328674
1	Switch, Toggle	328789					
1	Nameplate, Engraved	328790					
1	Nameplate, Engraved	328791					
1	Nameplate, Engraved	328792					
1	Cable, Ribbon	336579					
2	Bracket, Transformer	342176					
1	Strip, Marker	342177					
1	Strip, Marker	342178					
1	Strip, Marker	342179					

# Manual Paralleling Controller Assemblies (continued)

Qty.	Description	Common Parts	Manual Paralleling Controller Assembly Number/Unique Parts				
			A-328425	A-328426	A-328427	A-328428	A-328440
1	Potentiometer Assembly	A-328774					
1	Indicator Circuit Board	A-336432					
1	Main Circuit Board	A-336415					
1	Grommet	X-284-31					
4	Terminal	X-431-25					
1	Strap, Ground	X-6046-2					
2	Resistor	X-472-6					
1	Jumper	X-6048-2					
1	Relay, Reverse-Power	X-6115-10					
1	Relay, Synch Power	X-6120-17					
2	Knob, Potentiometer	X-6136-35					
4	Spacer	X-712-9					
1	Ring, Lock	151511					
3	Diode, 6 Amp 100 Volt In-line	233959					
1	Meter, Hour	238736					
1	Terminal	238898					
2	Socket, Screw Clear	243645					
2	Bulb	243987					
1	Block, Terminal	246115					
1	Voltmeter	253329					
3	Lamp	255126					
1	Lamp	264513					
1	Potentiometer	273767					
1	Wattmeter		274332	274333	274334	274334	274330
1	Transducer, Watt		328527	328528	328529	328530	328539
1	Ammeter, AC		282804	282805	282806	282807	282801
1	Voltmeter, AC	282816					
1	Gauge, Oil Pressure	282897					
1	Gauge, Water Temperature	282898					
1	Fuse, 15 Amp	283645					
4	Fuse, 1 Amp	284205					
3	Socket, Lamp	284990					
3	Fuse, 1.5 Amp	291207					
2	Relay	291309					
2	Lamp	291740					
1	Decal	292347					
1	Switch, Selector		292373	292373	292373	292373	292373
1	Nameplate		292382	292382	292382	292382	292382
3	Holder, Fuse	292821					
2	Socket, Relay	295034					
2	Block, Terminal	295266					
2	Relay	295318					
1	Lamp, Socket	295325					
1	Lens	295328					
2	Cover, Terminal Strip	295925					
1	Box, Controller	328488					
1	Cover, Controller	328489					
1	Panel, Hinge	328491					
4	Mount, Controller	328644					
4	Mount, Controller	328645					
1	Harness, Wiring	328772					
1	Switch, Pushbutton	328773					
4	Transformer		328674	328674	328674	328674	328674
1	Switch, Toggle	328789					
1	Nameplate, Engraved	328790					
1	Nameplate, Engraved	328791					
1	Nameplate, Engraved	328792					
1	Cable, Ribbon	336579					
2	Bracket, Transformer	342176					
1	Strip, Marker	342177					
1	Strip, Marker	342178					
1	Strip, Marker	342179					
1	Meter, Frequency	282818					
9	Spacer, Circuit Board	287948					

# Manual Paralleling Controller Assemblies (continued)

Qty.	Description	Common Parts	Manual Paralleling Controller Assembly Number/Unique Parts				
			A-328441	A-328442	A-328443	A-328444	A-328445
1	Potentiometer Assembly	A-328774					
1	Indicator Circuit Board	A-336432					
1	Main Circuit Board	A-336415					
1	Grommet	X-284-31					
4	Terminal	X-431-25					
1	Strap, Ground	X-6046-2					
2	Resistor	X-472-6					
1	Jumper	X-6048-2					
1	Relay, Reverse-Power	X-6115-10					
1	Relay, Synch Power	X-6120-17					
2	Knob, Potentiometer	X-6136-35					
4	Spacer	X-712-9					
1	Ring, Lock	151511					
3	Diode, 6 Amp 100 Volt In-line	233959					
1	Meter, Hour	238736					
1	Terminal	238898					
2	Socket, Screw Clear	243645					
2	Bulb	243987					
1	Block, Terminal	246115					
1	Voltmeter	253329					
3	Lamp	255126					
1	Lamp	264513					
1	Potentiometer	273767					
1	Wattmeter		274331	274332	274333	274334	274334
1	Transducer, Watt		328540	328541	328542	328543	328544
1	Ammeter, AC		282802	282804	282805	282806	282807
1	Voltmeter, AC	282816					
1	Gauge, Oil Pressure	282897					
1	Gauge, Water Temperature	282898					
1	Fuse, 15 Amp	283645					
4	Fuse, 1 Amp	284205					
3	Socket, Lamp	284990					
9	Spacer, Circuit Board	287948					
3	Fuse, 1.5 Amp	291207					
2	Relay	291309					
2	Lamp	291740					
1	Decal	292347					
1	Switch, Selector		292373	292373	292373	292373	292373
1	Nameplate		292382	292382	292382	292382	292382
3	Holder, Fuse	292821					
2	Socket, Relay	295034					
2	Block, Terminal	295266					
2	Relay	295318					
1	Lamp, Socket	295325					
1	Lens	295328					
2	Cover, Terminal Strip	295925					
1	Box, Controller	328488					
1	Cover, Controller	328489					
1	Panel, Hinge	328491					
4	Mount, Controller	328644					
4	Mount, Controller	328645					
1	Harness, Wiring	328772					
1	Switch, Pushbutton	328773					
4	Transformer		328674	328674	328674	328674	328674
1	Switch, Toggle	328789					
1	Nameplate, Engraved	328790					
1	Nameplate, Engraved	328791					
1	Nameplate, Engraved	328792					
1	Cable, Ribbon	336579					
2	Bracket, Transformer	342176					
1	Strip, Marker	342177					
1	Strip, Marker	342178					
1	Strip, Marker	342179					
1	Meter, Frequency	282818					

# Manual Paralleling Controller Assemblies (continued)

Qty.	Description	Common Parts	Manual Paralleling Controller Assembly Number/Unique Parts				
			A-328446	A-328447	A-328448	A-328449	A-328457
1	Potentiometer Assembly	A-328774					
1	Indicator Circuit Board	A-336432					
1	Main Circuit Board	A-336415					
1	Grommet	X-284-31					
4	Terminal	X-431-25					
1	Strap, Ground	X-6046-2					
2	Resistor	X-472-6					
1	Jumper	X-6048-2					
1	Relay, Reverse-Power	X-6115-10					
1	Relay, Synch Power	X-6120-17					
2	Knob, Potentiometer	X-6136-35					
4	Spacer	X-712-9					
1	Ring, Lock	151511					
3	Diode, 6 Amp 100 Volt In-line	233959					
1	Meter, Hour	238736					
1	Terminal	238898					
2	Socket, Screw Clear	243645					
2	Bulb	243987					
1	Block, Terminal	246115					
1	Resistor, 24 Volt		N/A	268297	268297	268297	268297
1	Voltmeter		253329	255224	255224	255224	253329
3	Lamp	255126					
1	Lamp	264513					
1	Potentiometer	273767					
1	Wattmeter		274334	274334	274334	274335	274330
1	Transducer, Watt		328545	328543	328545	328546	328553
1	Ammeter, AC		282808	282806	282808	282809	282801
1	Voltmeter, AC	282816					
1	Gauge, Oil Pressure	282897					
1	Gauge, Water Temperature	282898					
1	Fuse, 15 Amp	283645					
4	Fuse, 1 Amp	284205					
3	Socket, Lamp	284990					
9	Spacer, Circuit Board	287948					
3	Fuse, 1.5 Amp	291207					
2	Relay	291309					
2	Lamp	291740					
1	Decal	292347					
1	Switch, Selector		292374	292373	292374	292374	292373
1	Nameplate		292383	292382	292383	292383	292382
3	Holder, Fuse	292821					
2	Socket, Relay	295034					
2	Block, Terminal	295266					
2	Relay	295318					
1	Lamp, Socket	295325					
1	Lens	295328					
2	Cover, Terminal Strip	295925					
1	Box, Controller	328488					
1	Cover, Controller	328489					
1	Panel, Hinge	328491					
4	Mount, Controller	328644					
4	Mount, Controller	328645					
1	Harness, Wiring	328772					
1	Switch, Pushbutton	328773					
4	Transformer		328674	328674	328674	328674	328675
1	Switch, Toggle	328789					
1	Nameplate, Engraved	328790					
1	Nameplate, Engraved	328791					
1	Nameplate, Engraved	328792					
1	Cable, Ribbon	336579					
2	Bracket, Transformer	342176					
1	Strip, Marker	342177					
1	Strip, Marker	342178					
1	Strip, Marker	342179					
1	Meter, Frequency	282818					

# Manual Paralleling Controller Assemblies (continued)

Qty.	Description	Common Parts	Manual Paralleling Controller Assembly Number/Unique Parts				
			A-328458	A-328459	A-328460	A-328461	A-328462
1	Potentiometer Assembly	A-328774					
1	Indicator Circuit Board	A-336432					
1	Main Circuit Board	A-336415					
1	Grommet	X-284-31					
4	Terminal	X-431-25					
1	Strap, Ground	X-6046-2					
2	Resistor	X-472-6					
1	Jumper	X-6048-2					
1	Relay, Reverse-Power	X-6115-10					
1	Relay, Synch Power	X-6120-17					
2	Knob, Potentiometer	X-6136-35					
4	Spacer	X-712-9					
1	Ring, Lock	151511					
3	Diode, 6 Amp 100 Volt In-line	233959					
1	Meter, Hour	238736					
1	Terminal	238898					
2	Socket, Screw Clear	243645					
2	Bulb	243987					
1	Block, Terminal	246115					
1	Resistor, 24 Volt		268297	268297	268297	268297	268297
1	Voltmeter		253329	253329	253329	253329	253329
3	Lamp	255126					
1	Lamp	264513					
1	Potentiometer	273767					
1	Wattmeter		274331	274332	274333	274334	274334
1	Transducer, Watt		328554	328555	328556	328557	328558
1	Ammeter, AC		282802	282804	282805	282806	282807
1	Voltmeter, AC	282816					
1	Gauge, Oil Pressure	282897					
1	Gauge, Water Temperature	282898					
1	Fuse, 15 Amp	283645					
4	Fuse, 1 Amp	284205					
3	Socket, Lamp	284990					
9	Spacer, Circuit Board	287948					
3	Fuse, 1.5 Amp	291207					
2	Relay	291309					
2	Lamp	291740					
1	Decal	292347					
1	Switch, Selector		292373	292373	292373	292373	292373
1	Nameplate		292382	292382	292382	292382	292382
3	Holder, Fuse	292821					
2	Socket, Relay	295034					
2	Block, Terminal	295266					
2	Relay	295318					
1	Lamp, Socket	295325					
1	Lens	295328					
2	Cover, Terminal Strip	295925					
1	Box, Controller	328488					
1	Cover, Controller	328489					
1	Panel, Hinge	328491					
4	Mount, Controller	328644					
4	Mount, Controller	328645					
1	Harness, Wiring	328772					
1	Switch, Pushbutton	328773					
4	Transformer		328675	328675	328675	328675	328675
1	Switch, Toggle	328789					
1	Nameplate, Engraved	328790					
1	Nameplate, Engraved	328791					
1	Nameplate, Engraved	328792					
1	Cable, Ribbon	336579					
2	Bracket, Transformer	342176					
1	Strip, Marker	342177					
1	Strip, Marker	342178					
1	Strip, Marker	342179					
1	Meter, Frequency	282818					

# Manual Paralleling Controller Assemblies (continued)

Qty.	Description	Common Parts	Manual Paralleling Controller Assembly Number/Unique Parts				
			A-328463	A-328473	A-328474	A-328476	A-328477
1	Potentiometer Assembly	A-328774					
1	Indicator Circuit Board	A-336432					
1	Main Circuit Board	A-336415					
1	Grommet	X-284-31					
4	Terminal	X-431-25					
1	Strap, Ground	X-6046-2					
2	Resistor	X-472-6					
1	Jumper	X-6048-2					
1	Relay, Reverse-Power	X-6115-10					
1	Relay, Synch Power	X-6120-17					
2	Knob, Potentiometer	X-6136-35					
4	Spacer	X-712-9					
1	Ring, Lock	151511					
3	Diode, 6 Amp 100 Volt In-line	233959					
1	Meter, Hour	238736					
1	Terminal	238898					
2	Socket, Screw Clear	243645					
2	Bulb	243987					
1	Block, Terminal	246115					
1	Resistor, 24 Volt		268297	292352	292352	292352	292352
1	Voltmeter		253329	253329	253329	253329	253329
3	Lamp	255126					
1	Lamp	264513					
1	Potentiometer	273767					
1	Wattmeter		274334	274331	274332	274333	274334
1	Transducer, Watt		328559	328556	328557	328569	328570
1	Ammeter, AC		282808	282800	282805	282804	282805
1	Voltmeter, AC		282816	282817	282817	282817	282817
1	Gauge, Oil Pressure	282897					
1	Gauge, Water Temperature	282898					
1	Fuse, 15 Amp	283645					
4	Fuse, 1 Amp	284205					
3	Socket, Lamp	284990					
9	Spacer, Circuit Board	287948					
3	Fuse, 1.5 Amp	291207					
2	Relay	291309					
2	Lamp	291740					
1	Decal	292347					
1	Switch, Selector		292374	292374	292374	292374	292374
1	Nameplate		292383	292383	292383	292383	292383
3	Holder, Fuse	292821					
2	Socket, Relay	295034					
2	Block, Terminal	295266					
2	Relay	295318					
1	Lamp, Socket	295325					
1	Lens	295328					
2	Cover, Terminal Strip	295925					
1	Box, Controller	328488					
1	Cover, Controller	328489					
1	Panel, Hinge	328491					
4	Mount, Controller	328644					
4	Mount, Controller	328645					
1	Harness, Wiring	328772					
1	Switch, Pushbutton	328773					
4	Transformer		328675	328676	328676	328676	328676
1	Switch, Toggle	328789					
1	Nameplate, Engraved	328790					
1	Nameplate, Engraved	328791					
1	Nameplate, Engraved	328792					
1	Cable, Ribbon	336579					
2	Bracket, Transformer	342176					
1	Strip, Marker	342177					
1	Strip, Marker	342178					
1	Strip, Marker	342179					
1	Meter, Frequency	282818					

## Manual Paralleling Controller Assemblies (continued)

Qty.	Description	Common Parts	Manual Paralleling Controller Assembly Number/Unique Parts				
			A-328478				
1	Potentiometer Assembly	A-328774					
1	Indicator Circuit Board	A-336432					
1	Main Circuit Board	A-336415					
1	Grommet	X-284-31					
4	Terminal	X-431-25					
1	Strap, Ground	X-6046-2					
2	Resistor	X-472-6					
1	Jumper	X-6048-2					
1	Relay, Reverse-Power	X-6115-10					
1	Relay, Synch Power	X-6120-17					
2	Knob, Potentiometer	X-6136-35					
4	Spacer	X-712-9					
1	Ring, Lock	151511					
3	Diode, 6 Amp 100 Volt In-line	233959					
1	Meter, Hour	238736					
1	Terminal	238898					
2	Socket, Screw Clear	243645					
2	Bulb	243987					
1	Block, Terminal	246115					
1	Resistor, 24 Volt		292352				
1	Voltmeter		253329				
3	Lamp	255126					
1	Lamp	264513					
1	Potentiometer	273767					
1	Wattmeter		274334				
1	Transducer, Watt		328571				
1	Ammeter, AC		282806				
1	Voltmeter, AC		282817				
1	Gauge, Oil Pressure	282897					
1	Gauge, Water Temperature	282898					
1	Fuse, 15 Amp	283645					
4	Fuse, 1 Amp	284205					
3	Socket, Lamp	284990					
9	Spacer, Circuit Board	287948					
3	Fuse, 1.5 Amp	291207					
2	Relay	291309					
2	Lamp	291740					
1	Decal	292347					
1	Switch, Selector		292374				
1	Nameplate		292383				
3	Holder, Fuse	292821					
2	Socket, Relay	295034					
2	Block, Terminal	295266					
2	Relay	295318					
1	Lamp, Socket	295325					
1	Lens	295328					
2	Cover, Terminal Strip	295925					
1	Box, Controller	328488					
1	Cover, Controller	328489					
1	Panel, Hinge	328491					
4	Mount, Controller	328644					
4	Mount, Controller	328645					
1	Harness, Wiring	328772					
1	Switch, Pushbutton	328773					
4	Transformer		328676				
1	Switch, Toggle	328789					
1	Nameplate, Engraved	328790					
1	Nameplate, Engraved	328791					
1	Nameplate, Engraved	328792					
1	Cable, Ribbon	336579					
2	Bracket, Transformer	342176					
1	Strip, Marker	342177					
1	Strip, Marker	342178					
1	Strip, Marker	342179					
1	Meter, Frequency	282818					

# Cooling System Kits

Qty.	Description	Kit/Part No.
------	-------------	--------------

Qty.	Description	Kit/Part No.
------	-------------	--------------

<b>Cooling, City Water</b>		<b>274703</b>
1	Elbow, 1 1/2 NPTF street	A-27
1	Elbow, 3/4 NPTF	SA-472
2	Bushing, 3/4 x 1 reducer	X-202-1
1	Bushing, reducer	X-202-24
1	Nipple, 3/4 NPTF x 1 3/8 pipe	X-206-9
1	Nipple, 1/2 x 3 pipe	X-209-11
2	Valve, 3/8 drain	X-256-1
1	Elbow, street 45°	X-274-16
1	Clamp, 1/2 hose	X-309-14
1	Valve, solenoid	X-350-8
1	Line, 5/16 x 36 in. flex. fuel	X-386-36
2	Clamp, 1 3/8 hose	X-426-4
4	Clamp, 1 9/16 hose	X-426-6
3	Adapter	X-570-17
1	Hose, radiator	X-6014-47
1	Hose, radiator	X-6014-68
12	Screw, 3/8-16 x 1, gr. 5	X-6238-11
2	Clamp, insulating	X-672-10
18	Screw, 1/4 14 x 3/4	X-794-1
1	Nipple, 1 1/2 x 6 pipe	155029
1	Bushing, reducer	160212
1	Cap, pressure (7 psi)	258037
1	Bushing, reducer 1/2 x 1	168848
1	Gasket, thermostat	223626
2	Clamp, hose	249888
1	Hose, upper	273417
1	Hose, lower	273418
2	Bracket, exchanger	274642
1	Guard, belt (left)	274643
1	Guard, belt (right)	274644
1	Tank, expansion	274645
1	Bracket, expansion	274647
1	Guard, belt (top)	274669
2	Decal, water drain	280561
1	Exchanger, heat	285662
1	Regulator, water	290176
2	Plate, heat exchanger mounting	290377

<b>Cooling, City Water</b>		<b>274705</b>
2	Elbow, 1 1/2 NPTF street	A-27
1	Elbow, 3/4 NPTF	SA-472
2	Bushing, 3/4 x 1 reducer	X-202-1
1	Bushing, reducer	X-202-24
1	Nipple, 3/4 NPTF x 1 3/8 pipe	X-206-9
1	Nipple, 1/2 x 3 pipe	X-209-11
1	Elbow	X-211-4
3	Coupling, 1 1/2 pipe	X-216-21
1	Coupling, reducer 2 x 1 1/2	X-250-1
2	Valve, 3/8 drain	X-256-1
1	Clamp, 1/2 hose	X-309-14
1	Valve, solenoid	X-350-8
1	Line, 5/16 x 36 in. flex fuel	X-386-36
2	Adapter	X-570-17
1	Adapter, hose	X-570-9
1	Hose, radiator	X-6014-47
1	Clamp, insulating	X-672-10
14	Screw, 1/4-14 x 3/4	X-794-1
1	Nipple	155040
1	Bushing, reducer	160212
1	Bushing, reducer 1/2 x 1	168848
1	Gasket	224012
2	Clamp, hose	249888
4	Clamp, 3 dia. hose	250081
1	Cap, pressure (7 psi)	258037
1	Hose, lower radiator	273463
1	Guard, belt (center)	273690
2	Bracket, exchanger	274642
1	Tank, expansion	274645
1	Guard, belt (left)	274652
1	Guard, belt (right)	274653
1	Bracket, expansion	274655
1	Hose, upper radiator	274789
1	Bracket, tank mounting	276576
2	Decal, water drain	280561
1	Exchanger, heat	285662
1	Regulator, water	290176
2	Plate, heat exchanger	290377

## Cooling System Kits (continued)

Qty.	Description	Kit/Part No.	Qty.	Description	Kit/Part No.
<b>Cooling, City Water</b>			<b>Cooling, City Water</b>		
2	Elbow, 1 1/2 NPTF street	A-27	1	Bushing, 3/4 x 1 reducer	X-202-1
1	Elbow, 3/4 NPTF	SA-472	1	Bushing, 1 x 1 1/2 reducer	X-202-11
1	Bushing, 3/4 x 1 reducer	X-202-1	1	Bushing, reducer 3/8 x 1/2	X-202-28
1	Nipple, 3/4 NPTF x 1 3/8 pipe	X-206-9	1	Nipple, 3/4 NPTF x 1 3/8 pipe	X-206-9
1	Nipple, 1/2 x 3 pipe	X-209-11	1	Elbow	X-211-4
1	Elbow	X-211-4	1	Elbow, pipe 2 1/2	X-215-12
1	Elbow, street 2 1/2	X-211-9	2	Valve, 3/8 drain	X-256-1
2	Valve, 3/8 drain	X-256-1	1	Clamp, 1/2 hose	X-309-14
1	Clamp, 1/2 hose	X-309-14	1	Valve, solenoid	X-350-8
1	Valve, solenoid	X-350-8	1	Line, 5/16 x 36 in. flex. fuel	X-386-36
1	Line, 5/16 x 36 in. flex. fuel	X-386-36	1	Adapter, hose	X-570-1
1	Adapter, hose	X-570-1	2	Adapter, 1 1/2 NPT x 2-1/2 OD hose	X-570-3
2	Adapter	X-570-17	1	Hose, 2 ID x 32 in. radiator	X-6014-10
2	Adapter, 1 1/2 NPT x 2-1/2 OD hose	X-570-3	1	Plug, 1 1/2 pipe	X-75-16
1	Hose, radiator	X-6014-47	1	Plug, 1/2 pipe	X-75-28
1	Clamp, insulating	X-672-10	27	Screw, 1/4-14 x 3/4 drill	X-794-1
27	Screw, 1/4-14 x 3/4	X-794-1	1	Elbow, 1 NTPF	151385
1	Bushing, reducer	160212	2	Elbow, 1 1/2 NPT 90°	151771
1	Bushing, 1/2 x 1 reducer	168848	1	Bushing, reducer	160212
1	Gasket	223762	2	Nipple, 1 1/2 x 1 3/4 pipe	155040
2	Clamp, hose	249888	2	Clamp, hose	249887
4	Clamp, 3 dia. hose	250081	4	Clamp, 3 dia. hose	250081
1	Cap, pressure (7 psi)	258037	1	Sensor, low fluid	254832
2	Hose, radiator (upper & lower)	273443	1	Cap, pressure (7 psi)	258037
1	Tank, expansion	274645	2	Hose, radiator (upper & lower)	273443
1	Guard, right belt	274711	1	Tank, expansion	274645
1	Guard, left belt	274712	1	Guard, belt (center)	274760
1	Guard, upper belt	274713	1	Guard, belt (lower left)	274761
1	Guard, belt (shroud)	274714	1	Guard, belt (upper right)	274762
2	Bracket, heat exchanger	274751	1	Guard, belt (upper left)	274763
1	Guard, belt (center)	274759	2	Bracket, heat exchanger	274764
2	Decal, water (drain	280561	1	Guard, belt (shroud)	274765
1	Exchanger, heat	285662	2	Decal, water drain	280561
2	Adapter, 1 1/2 NPT x 2 OD hose	285685	1	Exchanger, heat	286143
1	Regulator, water	290176	1	Regulator, water	289477
2	Plate, heat exchanger mounting	290377			

# Cooling System Kits (continued)

Qty.	Description	Kit/Part No.	Qty.	Description	Kit/Part No.
<b>Cooling, City Water</b>			<b>Cooling, City Water</b>		
		<b>336203</b>			<b>336204</b>
1	Elbow, 1 1/2 NPT street	A-27	1	Bushing, reducer	X-202-45
1	Bushing, reducer	X-202-45	1	Nipple, pipe 3/8 x 1 1/2	X-204-8
1	Nipple, pipe 3/8 x 1 1/2	X-204-8	1	Pipe	X-205-11
2	Nipple, 1/2 x 1 3/16 pipe	X-209-2	2	Nipple, 1/2 x 1 3/16 pipe	X-209-2
2	Elbow, street 1/2	X-211-1	2	Elbow, street 1/2	X-211-1
1	Coupling, pipe 3/8 x 1 3/16	X-216-23	2	Coupling, pipe 1 1/2	X-216-21
2	Valve, 3/8 drain	X-256-1	1	Coupling, pipe 3/8 x 1 3/16	X-216-23
1	Clamp, 1/2 hose	X-309-14	2	Valve, 3/8 drain	X-256-1
1	Valve, solenoid	X-350-7	1	Clamp, 1/2 hose	X-309-14
1	Line, 5/16 x 36 in. flex. fuel	X-386-36	1	Valve, solenoid	X-350-7
2	Clamp, 1-9/16 hose	X-426-6	1	Line, 5/16 x 36 in. flex. fuel	X-386-36
3	Adapter	X-570-17	2	Adapter	X-570-17
1	Adapter, hose	X-570-19	1	Hose, radiator	X-6014-47
1	Hose, radiator	X-6014-53	2	Clamp, insulating	X-672-10
1	Hose, radiator	X-6014-59	14	Screw, 1/4-14 x 3/4	X-794-1
2	Clamp, insulating	X-672-10	5	Elbow, 90°	151771
23	Screw, 1/4-14 x 3/4	X-794-1	6	Nipple, 1 1/2 pipe	155040
4	Elbow, 90°	151771	6	Bushing, reducer	160212
1	Nipple, 1 1/2 pipe	155040	2	Bushing, 1/2 x 1 reducer	168848
1	Bushing, reducer	160212	1	Gasket, thermostat	224012
2	Bushing, 1/2 x 1 reducer	168848	2	Clamp, hose	249888
2	Clamp, hose	249888	4	Clamp, hose	250081
1	Cap, pressure (7 psi)	258037	1	Cap, pressure (7 psi)	258037
1	Hose, 1 7/8 ID	273418	1	Hose, lowe radiator	273463
1	Guard, belt (left)	274643	1	Guard, belt (left)	274652
1	Guard, belt (right)	274644	1	Guard, belt (right)	274653
1	Tank, expansion	274645	1	Tank, expansion	274645
1	Bracket, expansion	274647	1	Bracket, expansion	274655
2	Decal, water drain	280561	1	Hose, upper radiator	274789
1	Exchanger, heat	326160	1	Bracket, tank mounting	276576
1	Regulator, water	290176	2	Decal, water drain	280561
2	Plate, heat exchanger mounting	326166	1	Exchanger, heat	326160
2	Bracket, heat exchanger	326124	1	Regulator, water	290176
			2	Plate, heat exchanger mounting	326166
			2	Bracket, heat exchanger	326124
			1	Guard, belt	336209

## Cooling System Kits (continued)

Qty.	Description	Kit/Part No.	Qty.	Description	Kit/Part No.
<b>Cooling, City Water</b>			<b>Cooling, City Water</b>		
		<b>336205</b>			<b>336206</b>
2	Bushing, reducer	X-202-40	1	Elbow, 1 1/2 NPT street	A-27
2	Bushing, reducer	X-202-41	1	Elbow, 3/4 NPTF	SA-472
1	Nipple, pipe 3/8 x 1 1/2	X-204-8	1	Bushing, reducer 3/8 x 1/2	X-202-28
2	Nipple, 1/2 x 1 3/16 pipe	X-209-2	1	Bushing, reducer	X-202-40
2	Elbow, street 1/2	X-211-1	1	Nipple, pipe 3/8 x 1 1/2	X-204-8
1	Elbow, street 2 1/2	X-211-9	1	Nipple, 3/4 NPTF x 1 3/8 pipe	X-206-9
4	Elbow, pipe 2	X-215-6	1	Elbow, pipe 2 1/2	X-215-12
1	Coupling, pipe 3/8 x 1 3/16	X-216-23	4	Elbow, pipe 2	X-215-6
1	Nipple, pipe 2 x 4	X-219-6	1	Coupling, pipe 3/8 x 1 3/16	X-216-23
1	Nipple, pipe 2 x 2 1/2	X-219-8	1	Nipple, pipe 2 x 4	X-219-6
3	Nipple, pipe 2 x 2	X-219-9	3	Nipple, pipe 2 x 2	X-219-9
1	Elbow, pipe 45°	X-225-4	1	Elbow, pipe 45°	X-225-4
2	Valve, 3/8 drain	X-256-1	2	Valve, 3/8 drain	X-256-1
1	Clamp, 1/2 hose	X-309-14	1	Clamp, 1/2 hose	X-309-14
1	Valve, solenoid	X-350-7	1	Valve, solenoid	X-350-8
1	Line, 5/16 x 36 in. flex. fuel	X-386-36	1	Line, 5/16 x 36 in. flex. fuel	X-386-36
1	Adapter, hose	X-570-1	4	Clamp, hose 1 7/8-3 5/8	X-426-2
1	Adapter, hose	X-570-20	1	Adapter, hose	X-570-1
1	Hose, radiator	X-6014-10	1	Pipe	X-500-7
2	Nipple, combination	X-6268-2	1	Adapter, hose	X-570-20
2	Clamp, insulating	X-672-10	1	Hose, radiator	X-6014-10
29	Screw, 1/4-14 x 3/4	X-794-1	2	Nipple, combination	X-6268-2
1	Gasket, thermostat	223762	2	Clamp, insulating	X-672-10
2	Clamp, hose	249887	29	Screw, 1/4-14 x 3/4	X-794-1
1	Cap, pressure (7 psi)	258037	2	Nipple, 1 1/2 x 1 3/4 pipe	155040
1	Hose, radiator	273443	2	Clamp, hose	249887
1	Tank, expansion	274645	1	Cap, pressure (7 psi)	258037
1	Guard, belt (right)	274711	1	Switch Assembly, coolant level (before serial number 363369)	273404
1	Guard, belt (lower left)	274712		(serial numbers 363369 and after)	254832
1	Guard, belt (upper left)	274713	2	Hose, radiator	273443
1	Guard, belt	274714	1	Tank, expansion	274645
2	Bracket, heat exchanger	274751	1	Guard, belt	274761
1	Guard, belt	274759	1	Guard, belt	274762
2	Decal, water drain	280561	1	Guard, belt	274763
1	Exchanger, heat	324309	1	Guard, belt	274765
1	Regulator, water	290176	1	Guard, belt	274822
2	Plate, heat exchanger mounting	290377	2	Decal, water drain	280561
1	Guard, belt	336612	1	Exchanger, heat	324309
			1	Regulator, water	289477

# Cooling System Kits (continued)

Qty.	Description	Kit/Part No.	Qty.	Description	Kit/Part No.
<b>Cooling, City Water 352437</b>			<b>Cooling, City Water 352606</b>		
1	Bushing, reducer	X-202-45	1	Bushing, reducer	X-202-45
1	Nipple, pipe	X-204-8	1	Nipple, pipe	X-204-8
2	Nipple	X-209-2	2	Nipple	X-209-2
2	Elbow, street	X-211-1	2	Elbow, street	X-211-1
1	Coupling, pipe	X-216-23	1	Coupling, pipe	X-216-23
2	Valve, drain	X-256-1	2	Valve, drain	X-256-1
1	Terminal	X-283-11	1	Terminal	X-283-11
1	Clamp, hose	X-309-14	1	Clamp, hose	X-309-14
1	Valve,solenoid	X-350-7	1	Valve,solenoid	X-350-7
1	Line, flex fuel	X-386-36	1	Line, flex fuel	X-386-36
2	Clamp, hose 1 9/16 hose	X-426-6	2	Clamp, hose 1 9/16 hose	X-426-6
1	Terminal	X-431-37	1	Terminal	X-431-37
2	Adapter	X-570-17	2	Adapter	X-570-17
1	Adapter	X-570-8	1	Adapter	X-570-8
1	Hose, molded	X-6014-24	1	Hose, molded	X-6014-24
1	Hose, radiator	X-6014-47	1	Hose, radiator	X-6014-47
28	Screw, hex	X-6216-1	28	Screw, hex	X-6216-1
2	Clamp	X-672-10	2	Clamp	X-672-10
4	Elbow, 90°	151771	4	Elbow, 90°	151771
4	Nipple, pipe	155040	4	Nipple, pipe	155040
1	Bushing, reducer	160212	1	Bushing, reducer	160212
2	Bushing, reducer	168848	2	Bushing, reducer	168848
1	Decal, warning	249810	1	Decal, warning	249810
2	Clamp, hose	249887	2	Clamp, hose	249887
2	Clamp, hose	249888	2	Clamp, hose	249888
1	Cap, pressure	258037	1	Cap, pressure	258037
1	Tank, expansion	274645	1	Tank, expansion	274645
1	Adapter, hose	285685	1	Adapter, hose	285685
1	Regulator, water	290176	1	Regulator, water	290176
1	Exchanger, heat	326160	1	Exchanger, heat	326160
1	Support, top	326290	1	Support, top	326290
2	Bracket, support	326291	2	Bracket, support	326291
1	Hose, radiator (upper)	352192	1	Hose, radiator (upper)	352192
1	Guard, belt (RH)	352432	1	Guard, belt (RH)	352432
1	Guard, belt (LH)	352433	1	Guard, belt (LH)	352433
1	Guard, belt (top)	352434	1	Guard, belt (top)	352434
1	Guard, belt (bottom)	352435	1	Guard, belt (front)	352436
1	Guard, belt (front)	352436	2	Bracket, mounting	352439
2	Bracket, mounting	352439	2	Support, surge tank	352440
2	Support, surge tank	352440	1	Guard, belt (bottom)	352671

# Cooling System Kits (continued)

Qty.	Description	Kit/Part No.
<b>Cooling, Radiator</b>		
		<b>222930</b>
1	Radiator assembly	A-276522
1	Cap, radiator	224358
1	Bushing, reducer 3/8 x 1/2	X-202-28
1	Valve, drain 1/4 NPT	X-256-3
2	Clamp, 2-1/4 in. hose	X-426-4
2	Clamp, 1 9/16 hose	X-426-6
4	Washer, 21/64 x 23/32 x 1/8 hardened	X-801-4
1	Support, radiator (right)	222927
1	Support, radiator (left)	222928
1	Guard, radiator	222929
1	Spacer, fan	222932
1	Guard, belt (top)	222955
1	Guard, belt (left)	222956
1	Guard, belt (right)	222957
1	Guard, wire fan	222958
1	Switch Assembly, coolant level (before serial number 363369) (serial numbers 363369 and after)	273404 254832
1	Bracket, belt guard	222983
1	Hose, upper radiator	273417
1	Hose, lower radiator	273418
2	Spacer, radiator support	273911
1	Fan	324045
1	Shroud, fan	324039
1	Guard, belt (bottom)	336072

<b>Cooling, Radiator</b>		
		<b>222975</b>
1	Radiator assembly	A-273412
1	Cap, radiator	224358
1	Valve, drain 1/4 NPT	X-256-3
2	Clamp, 2-1/4 in. hose	X-426-4
2	Clamp, 1 9/16 hose	X-426-6
4	Washer, 21/64 x 23/32 x 1/8 hardened	X-801-4
1	Support, radiator (right)	222927
1	Support, radiator (left)	222928
1	Guard, radiator	222929
1	Spacer, fan	222932
1	Guard, belt (top)	222955
1	Guard, belt (left)	222956
1	Guard, belt (right)	222957
1	Guard, wire fan	222958
1	Bracket, belt guard	222983
1	Hose, upper radiator	273417
1	Hose, lower radiator	273418
2	Spacer, radiator support	273911
1	Fan	324046
1	Shroud, fan	324039
1	Guard, belt (bottom)	336072
1	Switch Assembly, coolant level (before serial number 363369) (serial numbers 363369 and after)	273404 254832

Qty.	Description	Kit/Part No.
<b>Cooling, Radiator</b>		
		<b>222991</b>
1	Radiator assembly	A-276526
1	Cap, radiator	224358
1	Valve, drain 1/4 NPT	X-256-3
4	Washer, 21/64 x 23/32 x 1/8 hardened	X-801-3
1	Guard, radiator	222945
1	Support, radiator (right)	222947
1	Support, radiator (left)	222948
1	Spacer, fan	222959
1	Fan	222978
1	Guard, wire fan	222979
1	Guard, belt (top)	222980
1	Guard, belt (right)	222981
1	Guard, belt (left)	222982
4	Clamp, hose	250081
1	Hose, upper radiator	273462
1	Hose, lower radiator	273463
1	Shroud, fan	324076
1	Bracket, belt guard	336023
2	Spacer, radiator support	324229
1	Guard, belt (bottom)	336063
1	Plate, cover	336215
1	Switch Assembly, coolant level (before serial number 363369) (serial numbers 363369 and after)	273404 254832

<b>Cooling, Radiator</b>		
		<b>222992</b>
1	Radiator assembly	A-276527
1	Cap, radiator	224358
1	Bushing, reducer 3/8 x 1/2	X-202-28
1	Valve, drain 1/4 NPT	X-256-3
4	Washer, 21/64 x 23/32 x 1/8 hardened	X-801-3
1	Guard, radiator	222945
1	Support, radiator (right)	222947
1	Support, radiator (left)	222948
1	Spacer, fan	222959
1	Fan	222978
1	Guard, wire fan	222979
1	Guard, belt (top)	222980
1	Guard, belt (right)	222981
1	Guard, belt (left)	222982
4	Clamp, hose	250081
1	Hose, upper radiator	273462
1	Hose, lower radiator	273463
1	Shroud, fan	324076
1	Bracket, belt guard	336023
2	Spacer, radiator support	324229
1	Guard, belt (bottom)	336063
1	Plate, cover	336215
1	Switch Assembly, coolant level (before serial number 363369) (serial numbers 363369 and after)	273404 254832

**Cooling, Radiator** **275443**  
Parts information same as Group 104, Variation 4

**Cooling, Radiator** **275444**  
Parts information same as Group 104, Variation 1

**Cooling, Radiator** **275445**  
Parts information same as Group 104, Variation 2

**Cooling, Radiator** **275446**  
Parts information same as Group 104, Variation 3

**Cooling, Radiator** **275447**  
Parts information same as Group 104, Variation 6

# Cooling System Kits (continued)

Qty.	Description	Kit/Part No.	Qty.	Description	Kit/Part No.
<b>Cooling, Radiator 275560</b>			<b>Cooling, Radiator 276530</b>		
1	Radiator assembly	A-276522	1	Radiator assembly	A-276531
1	Cap, radiator	224358	1	Bushing, 1/4 x 1/2 reducer	X-202-12
4	Screw, 5/16-18 x 3 in., gr. 5	X-125-28	21	Washer, 5/16 split lock	X-21-1
6	Screw, 5/16-18 x 3/4 in.	X-125-3	1	Washer, 3/8 split lock	X-22-1
6	Screw, 5/16-18 x 1	X-125-5	1	Washer, 1/2 split lock	X-24-6
12	Washer, 5/16 split lock	X-21-1	4	Washer, 9/32 x 5/8 x 1/16 plain	X-25-40
6	Washer, 11/32 x 11/16 x 1/16 plain	X-25-85	13	Washer, 11/32 x 11/16 x 1/16 plain	X-25-85
1	Valve, drain 1/4 NPT	X-256-3	1	Valve, 1/4 NPT drain	X-256-3
2	Clamp, 2 1/4 in. hose	X-426-4	4	Screw, 1/4-20 x 5/8	X-465-2
2	Clamp, 1 9/16 hose	X-426-6	3	Tie, cable	X-468-2
2	Tie, cable	X-468-2	6	Screw, 3/8-16 x 3-1/2	X-6238-12
30	Screw, 1/4-14 x 3/4 drill	X-794-1	1	Screw, 3/8-16 x 2	X-6238-6
4	Washer, 21/64 x 23/32 x 1/8 hardened	X-801-4	19	Screw, 1/4-14 x 3/4 drill	X-794-1
6	Nut, 5/16-18	X-82-2	6	Washer, 13/32 x 13/16 x 1/16 hardened	X-801-3
1	Cover, radiator	253071	4	Clamp, 3 in. hose	250081
1	Plug, 4 in. plastic	253268	1	Plug, 4 in. plastic	253268
1	Switch assembly, level	273404	1	Switch assembly, level	273404
1	Spacer, fan	273407	1	Spacer, fan	273756
1	Guard, fan (top)	273409	1	Support, LH radiator	276532
1	Guard, fan (left)	273410	1	Shroud, radiator	276533
1	Guard, fan (right)	273411	1	Fan, pusher	276534
1	Support, radiator (right)	273414	1	Hose, upper radiator	276535
1	Support, radiator (left)	273415	1	Hose, lower radiator	276536
1	Shroud, radiator	273416	1	Support, RH radiator	276537
1	Hose, upper radiator	273417	1	Guard, LH upper belt	276539
1	Hose, lower radiator	273418	1	Guard, RH belt	276540
1	Fan, blower	273492	1	Cover, radiator	276556
1	Shroud, fan	273493	1	Spacer, 13/32 x 3/4 x 3/8	280528
2	Spacer, radiator support	273911			
<b>Cooling, Radiator 276500</b>			<b>Cooling, Radiator 276636</b>		
Parts information same as Group 104, Variation 5			1	Radiator assembly	A-276635
<b>Cooling, Radiator 276528</b>			1	Cap, radiator	224358
1	Radiator assembly	A-276527	12	Washer, 5/16 split lock	X-21-1
1	Cap, radiator	224357	6	Washer, 11/32 x 11/16 x 1/16 plain	X-25-85
1	Valve, drain 1/4 NPT	X-256-3	1	Valve, drain 1/4 NPT	X-256-3
4	Washer, 21/64 x 23/32 x 1/8 hardened	X-801-3	2	Clamp, 2-1/4 hose	X-426-4
4	Clamp, hose	250081	2	Clamp, 1 9/16 hose	X-426-6
1	Cover, radiator	253071	2	Tie, cable	X-468-2
1	Plug	253268	30	Screw, 1/4-14 x 3/4 drill	X-794-1
1	Switch assembly, level	273404	4	Washer, 21/64 x 23/32 x 1/8 hardened	X-801-4
1	Spacer, fan	273406	6	Nut, 5/16-18	X-82-2
1	Hose, upper radiator	273462	1	Cover, radiator	253071
1	Hose, lower radiator	273463	1	Plug, 4 in. plastic	253268
1	Support, radiator (right)	273473	1	Spacer, fan	273407
1	Support, radiator (left)	273474	1	Guard, fan (top)	273409
1	Shroud, radiator	273475	1	Guard, fan (left)	273410
1	Shroud, fan	273480	1	Guard, fan (right)	273411
1	Guard, fan (top)	273485	1	Support, radiator (right)	273414
1	Guard, fan (left)	273486	1	Support, radiator (left)	273415
1	Guard, belt (right)	273487	1	Shroud, radiator	273416
1	Plate, cover	276693	1	Hose, upper radiator	273417
1	Fan	336091	1	Hose, lower radiator	273418
			1	Fan, blower	273492
			1	Shroud, fan	273493
			2	Spacer, radiator support	273911
			1	Switch Assembly, coolant level (before serial number 363369) (serial numbers 363369 and after)	273404 254832

## Cooling System Kits (continued)

Qty.	Description	Kit/Part No.	Qty.	Description	Kit/Part No.
<b>Cooling, Radiator</b>			<b>Cooling, Radiator</b>		
		<b>279575</b>			<b>336033</b>
1	Radiator assembly	A-273512	1	Radiator assembly	A-336065
	Cap, radiator	224358	1	Cap, radiator	224357
4	Screw, 5/16-18 x 3	X-125-28	1	Bushing, 1/4 x 1/2 reducer	X-202-12
6	Screw, 5/16-18 x 3/4	X-125-3	1	Bushing, reducer 3/8 x 1/2	X-202-28
6	Screw, 5/16-18 x 1	X-125-5	1	Valve, drain 1/4 NPT	X-256-3
12	Washer, 5/16 split lock	X-21-1	4	Clamp, hose	X-426-2
6	Washer, 11/32 x 11/16 x 1/16 plain	X-25-85	6	Washer, 21/64 x 23/32 x 1/8 hardened	X-801-3
1	Valve, drain 1/4 NPT	X-256-3	1	Hose, upper radiator	273444
2	Clamp, 2-1/4 hose	X-426-4	1	Spacer, fan	273756
2	Clamp, 1 9/16 hose	X-426-6	1	Hose, lower radiator	273777
2	Tie, cable	X-468-2	1	Shroud, fan	276400
30	Screw, 1/4-14 x 3/4 drill	X-794-1	1	Bracket, belt guard	324227
4	Washer, 21/64 x 23/32 x 1/8 hardened	X-801-4	1	Fan	324320
6	Nut, 5/16-18	X-82-2	1	Support, radiator (right)	336025
1	Cover, radiator	253071	1	Support, radiator (left)	336026
1	Plug, 4 in. plastic	253268	1	Guard, belt (right)	336027
1	Switch assembly, level	273404	1	Guard, belt (left)	336028
1	Spacer, fan	273407	1	Guard, belt (top)	336029
1	Guard, fan (top)	273409	1	Guard, wire fan	336030
1	Guard, fan (left)	273410	1	Guard, radiator	336031
1	Guard, fan (right)	273411	1	Guard, belt (bottom)	336064
1	Support, radiator (right)	273414	1	Switch Assembly, coolant level (before serial number 363369)	273404
1	Support, radiator (left)	273415		(serial numbers 363369 and after)	254832
1	Shroud, radiator	273416	<b>Cooling, Radiator</b>		
1	Hose, upper radiator	273417			<b>336074</b>
1	Hose, lower radiator	273418	1	Radiator assembly	A-273433
1	Fan	275551	1	Cap, radiator	224357
2	Spacer, radiator support	273911	1	Bushing, 1/4 x 1/2 reducer	X-202-12
<b>Cooling, Radiator</b>			1	Bushing, reducer 3/8 x 1/2	X-202-28
		<b>336032</b>	1	Valve, drain 1/4 NPT	X-256-3
1	Radiator assembly	A-273433	4	Clamp, hose	X-426-2
1	Cap, radiator	224357	6	Washer, 21/64 x 23/32 x 1/8 hardened	X-801-3
1	Bushing, 1/4 x 1/2 reducer	X-202-12	1	Hose, upper radiator	273444
1	Bushing, reducer 3/8 x 1/2	X-202-28	1	Hose, lower radiator	273777
1	Valve, drain 1/4 NPT	X-256-3	1	Shroud, fan	276400
4	Clamp, hose	X-426-2	1	Bracket, belt guard	324227
6	Washer, 21/64 x 23/32 x 1/8 hardened	X-801-3	1	Fan	324319
1	Hose, upper radiator	273444	1	Guard, belt (right)	336027
1	Hose, lower radiator	273777	1	Guard, belt (left)	336028
1	Shroud, fan	276400	1	Guard, belt (top)	336029
1	Bracket, belt guard	324227	1	Guard, wire fan	336030
1	Fan	324319	1	Spacer, fan	336061
1	Support, radiator (right)	336025	1	Guard, belt (bottom)	336064
1	Support, radiator (left)	336026	1	Support, radiator (right)	336078
1	Guard, belt (right)	336027	1	Support, radiator (left)	336079
1	Guard, belt (left)	336028	1	Guard, radiator	336080
1	Guard, belt (top)	336029	1	Switch Assembly, coolant level (before serial number 363369)	273404
1	Guard, wire fan	336030		(serial numbers 363369 and after)	254832
1	Guard, radiator	336031	<b>Cooling, Radiator</b>		
1	Spacer, fan	336061			<b>336074</b>
1	Guard, belt (bottom)	336064	1	Radiator assembly	A-273433
1	Switch Assembly, coolant level (before serial number 363369)	273404	1	Cap, radiator	224357
	(serial numbers 363369 and after)	254832	1	Bushing, 1/4 x 1/2 reducer	X-202-12
			1	Bushing, reducer 3/8 x 1/2	X-202-28
			1	Valve, drain 1/4 NPT	X-256-3
			4	Clamp, hose	X-426-2
			6	Washer, 21/64 x 23/32 x 1/8 hardened	X-801-3
			1	Hose, upper radiator	273444
			1	Hose, lower radiator	273777
			1	Shroud, fan	276400
			1	Bracket, belt guard	324227
			1	Fan	324319
			1	Guard, belt (right)	336027
			1	Guard, belt (left)	336028
			1	Guard, belt (top)	336029
			1	Guard, wire fan	336030
			1	Spacer, fan	336061
			1	Guard, belt (bottom)	336064
			1	Support, radiator (right)	336078
			1	Support, radiator (left)	336079
			1	Guard, radiator	336080
			1	Switch Assembly, coolant level (before serial number 363369)	273404
				(serial numbers 363369 and after)	254832

# Cooling System Kits (continued)

Qty.	Description	Kit/Part No.	Qty.	Description	Kit/Part No.
<b>Cooling, Radiator 336075</b>			<b>Cooling, Radiator 336077</b>		
1	Radiator assembly	A-336065	1	Radiator assembly	A-336066
1	Cap, radiator	224357	1	Cap, radiator	224357
1	Bushing, 1/4 x 1/2 reducer	X-202-12	1	Bushing, 1/4 x 1/2 reducer	X-202-12
1	Bushing, reducer 3/8 x 1/2	X-202-28	1	Bushing, reducer 3/8 x 1/2	X-202-28
1	Valve, drain 1/4 NPT	X-256-3	1	Valve, drain 1/4 NPT	X-256-3
4	Clamp, hose	X-426-2	4	Clamp, hose	X-426-2
6	Washer, 21/64 x 23/32 x 1/8 hardened	X-801-3	6	Washer, 21/64 x 23/32 x 1/8 hardened	X-801-3
1	Hose, upper radiator	273444	1	Shroud, fan	222953
1	Spacer, fan	273756	1	Guard, wire fan	222954
1	Hose, lower radiator	273777	4	Clamp, hose	250081
1	Shroud, fan	276400	1	Switch assembly, level	273404
1	Bracket, belt guard	324227	1	Spacer, fan	273756
1	Fan	324320	1	Hose, lower radiator	273930
1	Guard, belt (right)	336027	1	Bracket, belt guard	324227
1	Guard, belt (left)	336028	1	Fan	336067
1	Guard, belt (top)	336029	1	Support, radiator (right)	336078
1	Guard, wire fan	336030	1	Support, radiator (left)	336079
1	Guard, belt (bottom)	336064	1	Guard, radiator	336086
1	Support, radiator (right)	336078	1	Guard, belt (right)	336087
1	Support, radiator (left)	336079	1	Guard, belt (left)	336088
1	Guard, radiator	336080	1	Guard, belt (top)	336089
1	Switch Assembly, coolant level (before serial number 363369) (serial numbers 363369 and after)	273404 254832	1	Guard, belt (bottom)	336090
<b>Cooling, Radiator 336076</b>			1	Hose, upper radiator	336101
1	Radiator assembly	A-273927	1	Switch Assembly, coolant level (before serial number 363369) (serial numbers 363369 and after)	273404 254832
1	Cap, radiator	224357	<b>Cooling, Radiator 352362</b>		
1	Bushing, 1/4 x 1/2 reducer	X-202-12	1	Radiator Assembly	A-352191
1	Bushing, reducer 3/8 x 1/2	X-202-28	1	Bushing, reducer 3/8 x 1/2	X-202-28
1	Valve, drain 1/4 NPT	X-256-3	4	Washer, plain	X-25-73
4	Clamp, hose	X-426-2	1	Valve, drain 1/4	X-256-3
6	Washer, 21/64 x 23/32 x 1/8 hardened	X-801-3	2	Clamp, hose 1 9/16	X-426-6
1	Shroud, fan	222953	1	Conduit, convoluted	X-6003-8
1	Guard, wire fan	222954	4	Screw, h.c.	X-6051-24
1	Fan	273437	4	Insert, threaded	X-6365-1
1	Hose, lower radiator	273930	4	Washer, hardened	X-801-3
1	Bracket, belt guard	324227	1	Fan, pusher	222978
1	Spacer, fan	336061	2	Clamp, hose	250081
1	Support, radiator (right)	336078	1	Sensor, low fluid	254832
1	Support, radiator (left)	336079	1	Shroud, fan	324076
1	Guard, radiator	336086	2	Spacer, radiator	324229
1	Guard, belt (right)	336087	1	Hose, radiator (upper)	352192
1	Guard, belt (left)	336088	1	Hose, radiator (lower)	352193
1	Guard, belt (top)	336089	1	Spacer, fan	352194
1	Guard, belt (bottom)	336090	1	Guard, radiator	352330
1	Hose, upper radiator	336101	1	Support, radiator (right)	352331
1	Switch Assembly, coolant level (before serial number 363369) (serial numbers 363369 and after)	273404 254832	1	Support, radiator (left)	352332
			1	Guard, wire fan	352378
			1	Guard, belt (right top)	352379
			1	Guard, belt (right)	352380
			1	Guard, belt (left)	352381
			1	Guard, belt (top)	352382
			1	Guard, belt (bottom)	352383
			1	Bracket, belt guard	352384

## Cooling System Kits (continued)

Qty.	Description	Kit/Part No.	Qty.	Description	Kit/Part No.
<b>Cooling, Radiator</b>			<b>Cooling, Radiator</b>		
		<b>352491</b>			<b>352570</b>
1	Radiator Assembly	A-276526	1	Radiator Assembly	A-360352
1	Bushing, reducer 3/8 x 1/2	X-202-28	1	Bushing, reducer 3/8 x 1/2	X-202-28
4	Washer, plain	X-25-73	4	Washer, plain	X-25-73
1	Valve, drain 1/4	X-256-3	1	Valve, drain 1/4	X-256-3
1	Conduit, convoluted	X-6003-8	2	Clamp, hose	X-426-16
11	Screw, hex	X-6216-1	2	Clamp, hose 1 9/16	X-426-6
4	Insert, threaded	X-6365-1	1	Conduit, convoluted	X-6003-8
4	Washer, hardened	X-801-3	4	Screw, hex head cap	X-6050-9
1	Guard, radiator	222945	13	Screw, hex	X-6216-1
1	Support, radiator (right)	222947	4	Insert, threaded	X-6365-1
1	Support, radiator (left)	222948	4	Washer, hardened	X-801-4
1	Spacer, fan	222959	1	Spacer, fan	222932
1	Fan, pusher	222978	1	Sensor, low fluid	254832
1	Guard, wire fan	222979	4	Spacer, radiator support	273911
1	Guard, belt (top)	222980	1	Shroud, fan	324039
1	Guard, belt (right)	222981	1	Fan, pusher	324045
1	Guard, belt (left)	222982	1	Hose, radiator (upper)	352522
4	Clamp, hose	250081	1	Hose, radiator (lower)	352523
1	Sensor, low fluid	254832	1	Support, radiator right	352525
1	Hose, radiator (upper)	273462	1	Support, radiator left	352526
1	Hose, radiator (lower)	273463	1	Guard, belt right	352544
1	Shroud, fan	324076	1	Guard, belt (left)	352545
2	Spacer, radiator	324229	1	Guard, belt (top)	352546
1	Bracket, belt guard	336023	1	Guard, belt (bottom)	352547
1	Guard, belt (bottom)	336063	1	Bracket, mounting (right)	352548
1	Plate, cover	336215	1	Bracket, mounting (bottom)	352549
			1	Guard, wire fan	352550
			1	Guard, radiator	352551
			1	Guard, belt (front)	352995
<b>Cooling, Radiator</b>			<b>Cooling, Radiator</b>		
		<b>352569</b>			<b>352949</b>
1	Radiator Assembly	A-352521	1	Radiator Assembly	A-276522
1	Bushing, reducer 3/8 x 1/2	X-202-28	1	Bushing, reducer 3/8 x 1/2	X-202-28
4	Washer, plain	X-25-73	4	Washer, plain	X-25-73
1	Valve, drain 1/4	X-256-3	1	Valve, drain 1/4	X-256-3
2	Clamp, hose	X-426-16	2	Clamp, hose 1.375 x 2.10	X-426-4
2	Clamp, hose 1 9/16	X-426-6	2	Clamp, hose 1 9/16	X-426-6
1	Conduit, convoluted	X-6003-8	1	Conduit, convoluted	X-6003-8
4	Screw, hex head cap	X-6050-9	4	Insert, threaded	X-6365-1
13	Screw, hex	X-6216-1	7	Screw, drill hex.	X-794-1
4	Insert, threaded	X-6365-1	4	Washer, hardened	X-801-4
4	Washer, hardened	X-801-4	1	Support, radiator (right)	222927
1	Spacer, fan	222932	1	Support, radiator (left)	222928
1	Sensor, low fluid	254832	1	Guard, radiator	222929
4	Spacer, radiator support	273911	1	Spacer, fan	222932
1	Shroud, fan	324039	1	Guard, belt (top)	222955
1	Fan, pusher	324046	1	Guard, belt (left)	222956
1	Hose, radiator (upper)	352522	1	Guard, belt (right)	222957
1	Hose, radiator (lower)	352523	1	Guard, wire fan	222958
1	Support, radiator (right)	352525	1	Bracket, belt guard	222983
1	Support, radiator (left)	352526	1	Sensor, low fluid	254832
1	Guard, belt (right)	352544	1	Hose, upper radiator	273417
1	Guard, belt (left)	352545	1	Hose, lower radiator	273418
1	Guard, belt (top)	352546	4	Spacer, radiator support	273911
1	Guard, belt (bottom)	352547	1	Shroud, fan	324039
1	Bracket, mounting (right)	352548	1	Fan, pusher	324045
1	Bracket, mounting (bottom)	352549	1	Guard, belt (bottom)	336072
1	Guard, wire fan	352550			
1	Guard, radiator	352551			
1	Guard, belt (front)	352995			

# Cooling System Kits (continued)

Qty.	Description	Kit/Part No.	Qty.	Description	Kit/Part No.
<b>Cooling, Radiator</b>			<b>352950</b>		
1	Radiator Assembly	A-273412	2	Clamp, 1 3/8 hose	X-426-4
1	Bushing, reducer 3/8 x 1/2	X-202-28	2	Clamp, 1-9/16 hose	X-426-6
4	Washer, plain	X-25-73	1	Hose, 1 1/2 ID (upper)	273417
1	Valve, drain 1/4	X-256-3	1	Hose, 1-7/8 ID (lower)	273418
2	Clamp, hose 1.375 x 2.10	X-426-4	1	Guard, belt (left)	274643
2	Clamp, hose 1 9/16	X-426-6	1	Guard, belt (right)	274644
1	Conduit, convoluted	X-6003-8	1	Bracket, expansion	274647
4	Insert, threaded	X-6365-1	1	Guard, belt (center)	274669
7	Screw, drill hex.	X-794-1	<b>Cooling, Remote Radiator</b>		
4	Washer, hardened	X-801-4	<b>274702</b>		
1	Support, radiator (right)	222927	4	Clamp, 3 ID hose	250081
1	Support, radiator (left)	222928	1	Hose, upper radiator	273462
1	Guard, radiator	222929	1	Hose, lower radiator	273463
1	Spacer, fan	222932	1	Guard, belt (left)	274652
1	Guard, belt (top)	222955	1	Guard, belt (right)	274653
1	Guard, belt (left)	222956	1	Guard, belt (center)	274654
1	Guard, belt (right)	222957	1	Bracket, expansion tank	274655
1	Guard, wire fan	222958	<b>Cooling, Remote Radiator</b>		
1	Bracket, belt guard	222983	<b>274706</b>		
1	Sensor, low fluid	254832	4	Clamp, 3 dia. hose	250081
1	Hose, upper radiator	273417	1	Hose, radiator (lower)	273443
1	Hose, lower radiator	273418	1	Hose, radiator (upper)	273444
4	Spacer, radiator support	273911	1	Guard, right belt	274711
1	Shroud, fan	324039	1	Guard, lower left belt	274712
1	Fan, pusher	324046	1	Guard, upper left belt	274713
1	Guard, belt (bottom)	336072	1	Guard, belt (shroud)	274714
<b>Cooling, Radiator</b>			1	Guard, belt (center)	274759
<b>360374</b>			<b>Cooling, Remote Radiator</b>		
1	Radiator Assembly	A-360352	<b>274708</b>		
1	Bushing, reducer 3/8 x 1/2	X-202-28	4	Screw, 5/16-18	X-125-5
4	Washer, plain	X-25-73	4	Washer, 5/16 split lock	X-21-1
1	Valve, drain	X-256-3	27	Screw, 1/4-14 x 3/4 drill	X-794-1
2	Clamp, hose	X-426-16	4	Nut, 5/16-18	X-82-2
2	Clamp, hose 1 9/16	X-426-6	4	Clamp, hose	X-426-2
1	Conduit, convoluted	X-6003-8	1	Hose, radiator (lower)	273930
4	Screw, h.c.	X-6050-9	1	Hose, radiator (upper)	336101
13	Screw, hex	X-6216-1	1	Guard, belt (lower left)	274761
4	Insert, threaded	X-6365-1	1	Guard, belt (upper right)	274762
4	Washer, hardened	X-801-4	1	Guard, belt (upper left)	274763
1	Spacer, fan	222932	1	Guard, belt (shroud)	274765
1	Sensor, low fluid	254832	1	Guard, belt (center)	274822
4	Spacer, radiator support	273911	<b>Cooling, Remote Radiator</b>		
1	Shroud, fan	324039	<b>336214</b>		
1	Fan, pusher	324046	29	Screw, 1/4-14 x 3/4 drill	X-794-1
1	Hose, radiator (upper)	352522	4	Clamp, hose	X-426-2
1	Hose, radiator (lower)	352523	1	Hose, radiator (lower)	273443
1	Support, radiator (right)	352525	1	Hose, radiator (upper)	273444
1	Support, radiator (left)	352526	1	Guard, right belt	274711
1	Guard, belt (right)	352544	1	Guard, lower left belt	274712
1	Guard, belt (left)	352545	1	Guard, upper left belt	274713
1	Guard, belt (top)	352546	1	Guard, belt (shroud)	274714
1	Guard, belt (bottom)	352547	1	Guard, belt (center)	274759
1	Bracket, mounting (right)	352548	1	Guard, belt	336612
1	Bracket, mounting (bottom)	352549			
1	Guard, wire fan	352550			
1	Guard, radiator	352551			
1	Guard, belt (front)	352995			

# Cooling System Kits (continued)

Qty.	Description	Kit/Part No.
<b>Cooling, Remote Radiator</b> <span style="float: right;"><b>352438</b></span>		
2	Clamp, hose 1 9/16	X-426-6
1	Hose, molded	X-6014-24
18	Screw, hex	X-6216-1
2	Clamp, hose	249887
1	Hose, radiator (upper)	352192
1	Guard, belt (RH)	352432
1	Guard, belt (LH)	352433
1	Guard, belt (top)	352434
1	Guard, belt (bottom)	352435
1	Guard, belt (front)	352436

<b>Cooling, Remote Radiator</b> <span style="float: right;"><b>352438</b></span>		
2	Clamp, hose 1 9/16	X-426-6
1	Hose, molded	X-6014-24
18	Screw, hex	X-6216-1
2	Clamp, hose	249887
1	Hose, radiator (upper)	352192
1	Guard, belt (RH)	352432
1	Guard, belt (LH)	352433
1	Guard, belt (top)	352434
1	Guard, belt (front)	352436
1	Guard, belt (bottom)	352671

<b>Cooling, Remote Radiator</b> <span style="float: right;"><b>352607</b></span>		
2	Clamp, hose 1 9/16	X-426-6
1	Hose, molded	X-6014-24
18	Screw, hex	X-6216-1
2	Clamp, hose	249887
1	Hose, radiator (upper)	352192
1	Guard, belt (right)	352432
1	Guard, belt (left)	352433
1	Guard, belt (top)	352434
1	Guard, belt (front)	352436
1	Guard, belt (bottom)	352671

<b>Duct Flange, radiator</b> <span style="float: right;"><b>222997</b></span>		
2	Frame, air duct	324518
2	Frame, air duct	324519

<b>Duct Flange, radiator</b> <span style="float: right;"><b>273402</b></span>		
8	Rivet, 3/16 dia. x 1/8 aluminum/steel pop	X-781-11
10	Screw, 1/4-14 x 3/4 drill	X-794-1
2	Frame, air duct (top and bottom)	292985
2	Frame, air duct (left and right)	292988

Qty.	Description	Kit/Part No.
<b>Duct Flange, radiator</b> <span style="float: right;"><b>273467</b></span>		
8	Rivet, 3/16 dia. x 1/8 aluminum/steel pop	X-781-11
6	Screw, 1/4-14 x 3/4 drill	X-794-1
4	Screw, 1/4-14 x 3/4 drill	X-794-2
2	Frame, air duct (left and right)	273466
2	Frame, air duct (top and bottom)	292989

<b>Duct Flange, radiator</b> <span style="float: right;"><b>273932</b></span>		
8	Rivet, 3/16 dia. x 1/8 aluminum/steel pop	X-781-11
6	Screw, 1/4-14 x 3/4 drill	X-794-1
4	Screw, 8-18 x 1/2 drill	X-794-2
2	Frame, air duct (left and right)	273931
2	Frame, air duct (top and bottom)	292989

<b>Duct Flange, radiator</b> <span style="float: right;"><b>279641</b></span>		
8	Rivet, pop	X-781-11
6	Screw, drill	X-791-1
4	Screw, drill	X-794-2
2	Frame, air duct	279642
2	Frame, air duct	292989

<b>Duct Flange, radiator</b> <span style="float: right;"><b>279645</b></span>		
8	Rivet, pop	X-781-11
6	Screw, drill	X-791-1
4	Screw, drill	X-794-2
2	Frame, air duct	279642
2	Frame, air duct	279644

<b>Duct Flange, radiator</b> <span style="float: right;"><b>324205</b></span>		
2	Frame, air duct	324200
2	Frame, air duct	324201

<b>Duct Flange, radiator</b> <span style="float: right;"><b>326214</b></span>		
2	Frame, air duct	326212
2	Frame, air duct	326213

<b>Duct Flange, radiator</b> <span style="float: right;"><b>324302</b></span>		
2	Frame, air duct	324300
2	Frame, air duct	324708

<b>Heater, block</b> <span style="float: right;"><b>273620</b></span>		
See table below for service kit.		

<b>Heater, block</b> <span style="float: right;"><b>273621</b></span>		
See table below for service kit.		

<b>Heater, block</b> <span style="float: right;"><b>275530</b></span>		
See table below for service kit.		

<b>Heater, block</b> <span style="float: right;"><b>275531</b></span>		
See table below for service kit.		

Block Heater Replacement Kits		
Block Heater Kit	Model	Replacement Service Kit
273620	20-60ROZJ	276507
	80/100ROZJ	276509
273621	20-60ROZJ	276508
	80/100ROZJ	276510
275530	125/150ROZJ	276511
	150/180ROZJ	276513
275531	125/150ROZJ	276512
	150/180ROZJ	276514

# Cooling System Kits (continued)

Qty.	Description	Kit/Part No.	Qty.	Description	Kit/Part No.
<b>Heater, block 275584</b>			<b>Heater, block 275589</b>		
1	Bushing, 1 7/16 x 3/4 reducer	X-202-1	1	Bushing, 1-7/16 x 3/4 reducer	X-202-1
1	Nipple, pipe	X-206-4	1	Nipple, 3/4 NPTF x 2 1/2 in. pipe	X-206-4
1	Elbow, 3/4 pipe	X-215-2	1	Elbow, 3/4 pipe	X-215-2
4	Clamp, 1 in. hose	X-426-10	4	Clamp, 1 in. hose	X-426-10
2	Clamp, hose 1 9/16	X-426-6	2	Clamp, hose 1 9/16	X-426-6
3	Tie, 7 in. cable	X-468-1	4	Screw, 1/4-20 x 1	X-465-7
2	Tie, 14 in. cable	X-468-4	1	Hose, 5/8 ID x 30 in.	X-577-35
1	Hose, 5/8 ID x 30 in.	X-577-35	1	Hose, 5/8 ID x 27 in.	X-577-44
1	Hose, 5/8 ID x 27 in.	X-577-44	1	Connector, adapter	X-582-3
1	Connector, adapter	X-582-3	1	Connector, hose	275581
4	Nut, 1/4-20	X-81-1	1	Bracket, mounting	275583
1	Connector, hose	275581	1	Heater, block	276692
1	Bracket, mounting	275583			
1	Heater, block	276691	<b>Heater, block 275590</b>		
<b>Heater, block 275585</b>			1	Elbow, 3/4 NPTF pipe	SA-472
1	Elbow, 3/4 NPT	SA-472	1	Bushing, 1-7/16 x 3/4 reducer	X-202-1
1	Bushing, 1-7/16 x 3/4 reducer	X-202-1	1	Tee, 3/4 NPT pipe	X-203-6
1	Tee, 3/4 NPT pipe	X-203-6	1	Nipple, 3/4 NPTF x 3-1/2 in. pipe	X-206-6
1	Nipple, pipe	X-206-6	4	Clamp, 1 in. hose	X-426-10
4	Clamp, 1 in. hose	X-426-10	4	Screw, 1/4-20 x 1	X-465-7
4	Tie, 7 in. cable	X-468-1	4	Tie, 7 in. cable	X-468-1
1	Hose, 5/8 ID x 40 in.	X-577-42	1	Hose, 5/8 ID x 40 in.	X-577-42
1	Hose, 5/8 ID x 27 in.	X-577-44	1	Hose, 5/8 ID x 27 in.	X-577-44
1	Connector, adapter	X-582-3	1	Connector, adapter	X-582-3
2	Clamp, 3 in. hose	250081	4	Nut, 1/4-20	X-81-1
1	Bracket, mounting	275588	2	Clamp, 3 in. hose	250081
1	Connector, hose	276205	1	Bracket, mounting	275588
1	Heater, block	276691	1	Connector, hose	276205
<b>Heater, block 275586</b>			1	Heater, block	276692
1	Elbow, 3/4 NPTF	SA-472	<b>Heater, block 275591</b>		
1	Bushing, 1/2 NPTF x 3/4 NPTM reducer	X-202-41	1	Elbow, 3/4 NPTF pipe	SA-472
4	Clamp, 1 in. hose	X-426-10	1	Bushing, 1/2 NPTF x 3/4 NPTM	X-202-41
3	Tie, 4 in. cable	X-468-2	4	Clamp, 1 in. hose	X-426-10
1	Hose, 5/8 ID x 37 in.	X-577-36	1	Hose, 5/8 ID x 37 in.	X-577-36
1	Hose, 5/8 ID x 40 in.	X-577-42	1	Hose, 5/8 ID x 40 in.	X-577-42
1	Connector, adapter	X-582-3	1	Connector, adapter	X-582-3
1	Clamp, 1 ID x 1/2 in. mtg. hole insulating	X-672-3	2	Clamp, 3 in. hose	250081
2	Clamp, 3 in. hose	250081	1	Connector, hose	275582
1	Connector, hose	275582	1	Bracket, mounting	275583
1	Bracket, mounting	275583	1	Heater, block	276692
1	Heater, block	276691	<b>Heater, block 275592</b>		
<b>Heater, block 275587</b>			1	Elbow, 3/4 NPTF	SA-472
1	Elbow, 3/4 NPTF	SA-472	1	Bushing, 1/2 NPTF x 3/4 NPTM	X-202-41
1	Bushing, 1/2 NPT F x 3/4 NPT M reducer	X-202-41	4	Clamp, 1 in. hose	X-426-10
4	Clamp, 1 in. hose	X-426-10	1	Hose, 5/8 ID x 45 in.	X-577-40
3	Tie, 4 in. cable	X-468-2	1	Hose, 5/8 ID x 33 in.	X-577-41
1	Hose, 5/8 ID x 45 in.	X-577-40	1	Connector, adapter	X-582-3
1	Hose, 5/8 ID x 40 in.	X-577-42	2	Clamp, 3 in. hose	250081
1	Connector, adapter	X-582-3	1	Connector, hose	275582
1	Screw, 7/16-14 x 3/4	X-6024-5	1	Bracket, mounting	275583
1	Clamp, 1 ID x 1/2 in. mtg. hole insulating	X-672-3	1	Heater, block	276692
2	Clamp, 3 in. hose	250081			
1	Connector, hose	275582			
1	Bracket, mounting	275583			
1	Heater, block	276691			

# Cooling System Kits (continued)

Qty.	Description	Kit/Part No.	Qty.	Description	Kit/Part No.
<b>Heater, block</b>			<b>276507</b>		
1	Bushing, 1 7/16 x 3/4 reducer	X-202-1	1	Elbow, 3/4 NPT pipe	SA-472
1	Nipple, pipe	X-206-4	1	Bushing, 1 7/16 x 3/4 reducer	X-202-1
1	Elbow, 3/4 NPTF x 2 1/2 in. pipe	X-215-2	1	Bushing, 1/4 NPTF x 1/2 NPTM reducer	X-202-12
4	Washer, 9/32 x 5/8 x 1/16 plain	X-25-40	1	Tee, 3/4 NPT pipe	X-203-6
1	Connector, 5/8 ID x 3/8 NPT hose	X-391-2	1	Nipple, 3/4 NPTF x 3 1/2 in. pipe	X-206-6
4	Clamp, 1 in. hose	X-426-10	1	Valve, 1/4 NPT drain	X-256-3
2	Clamp, hose 1 9/16	X-426-6	1	Terminal, #8-10, 16-14 ga.	X-283-3
3	Tie, 7 in. cable	X-468-1	1	Connector, 5/8 x 3/8 hose	X-391-2
2	Tie, 14 in. cable	X-468-4	4	Clamp, 1 in. hose	X-426-10
1	Hose, 5/8 ID x 30 in.	X-577-35	4	Screw, 1/4-20 x 1	X-465-7
1	Hose, 5/8 ID x 27 in.	X-577-44	4	Tie, 7 in. cable	X-468-1
1	Connector, adapter	X-582-3	1	Hose, 5/8 ID x 40 in.	X-577-42
1	Plug, 1/2 NPT pipe	X-75-28	1	Hose, 5/8 ID x 27 in.	X-577-44
1	Connector, hose	275581	1	Connector, adapter	X-582-3
1	Bracket, mounting	275583	2	Clamp, 3 in. hose	250081
1	Heater, block	276691	1	Hose, radiator (lower)	273463
			1	Bracket, mounting	275588
			1	Connector, hose	276205
			1	Heater, block	276692
<b>Heater, block</b>			<b>276508</b>		
4	Washer, 1/4 split lock	X-20-1	<b>Heater, block</b>		
1	Bushing, 1 7/16 x 3/4 reducer	X-202-1	<b>276511</b>		
1	Nipple, 3/4 NPTF x 2 1/2 in. pipe	X-206-4	1	Elbow, 3/4 NPTF	SA-472
1	Elbow, 3/4 pipe	X-215-2	1	Washer, .469 x .922 x .065 plain	X-25-34
4	Washer, 9/32 x 5/8 x 1/16 plain	X-25-40	4	Washer, 9/32 x 5/8 x 1/16 plain	X-25-40
1	Connector, 5/8 ID x 3/8 NPT hose	X-391-2	1	Bushing, 1/2 NPTF x 3/4 NPTM reducer	X-202-41
4	Clamp, 1 in. hose	X-426-10	4	Clamp, 1 in. hose	X-426-10
2	Clamp, 1 9/16	X-426-6	4	Screw, 1/4-20 x 1	X-465-7
4	Screw, 1/4-20 x 1	X-465-7	3	Tie, 4 in. cable	X-468-2
3	Tie, 7 in. cable	X-468-1	1	Hose, 5/8 ID x 37 in.	X-577-36
2	Tie, 14 in. cable	X-468-4	1	Hose, 5/8 ID x 40 in.	X-577-42
1	Hose, 5/8 ID x 30 in.	X-577-35	1	Connector, adapter	X-582-3
1	Hose, 5/8 ID x 27 in.	X-577-44	1	Screw, 7/16-14 x 3/4	X-6024-5
1	Connector, adapter	X-582-3	1	Clamp, 1 ID x 1/2 in. mtg. hole insulating	X-672-3
1	Plug, 1/2 NPT pipe	X-75-28	1	Plug, 1 NPT pipe	X-75-22
4	Nut, 1/4-20	X-81-1	2	Clamp, 3 in. hose	250081
1	Connector, hose	275581	1	Connector, hose	275582
1	Bracket, mounting	275583	1	Bracket, mounting	275583
1	Heater, block	276692	1	Heater, block	276691
<b>Heater, block</b>			<b>276509</b>		
1	Elbow, 3/4 NPT pipe	SA-472	<b>Heater, block</b>		
1	Bushing, 1 7/16 x 3/4 reducer	X-202-1	<b>276512</b>		
1	Bushing, 1/4 NPTF x 1/2 NPTM reducer	X-202-12	1	Elbow, 3/4 NPTF	SA-472
1	Tee, 3/4 NPT pipe	X-203-6	1	Washer, .469 x .922 x .065 plain	X-25-34
1	Nipple, 3/4 NPTF x 3 1/2 in. pipe	X-206-6	4	Washer, 9/32 x 5/8 x 1/16 plain	X-25-40
1	Valve, 1/4 NPT drain	X-256-3	1	Bushing, 1/2 NPTF x 3/4 NPTM reducer	X-202-41
1	Terminal, #8-10, 16-14 ga.	X-283-3	4	Clamp, 1 in. hose	X-426-10
1	Connector, 5/8 hose	X-391-2	4	Screw, 1/4-20 x 1	X-465-7
4	Clamp, 1 in. hose	X-426-10	3	Tie, 4 in. cable	X-468-2
4	Screw, 1/4-20 x 1	X-465-7	1	Hose, 5/8 ID x 37 in.	X-577-36
1	Hose, 5/8 ID x 40 in.	X-577-42	1	Hose, 5/8 ID x 40 in.	X-577-42
1	Hose, 5/8 ID x 27 in.	X-577-44	1	Connector, adapter	X-582-3
1	Connector, adapter	X-582-3	1	Screw, 7/16-14 x 3/4	X-6024-5
2	Clamp, 3 in. hose	250081	1	Clamp, 1 ID x 1/2 in. mtg. hole insulating	X-672-3
1	Hose, radiator (lower)	273463	1	Plug, 1 NPT pipe	X-75-22
1	Bracket, mounting	275588	2	Clamp, 3 in. hose	250081
1	Connector, hose	276205	1	Connector, hose	275582
1	Heater, block	276691	1	Bracket, mounting	275583
			1	Heater, block	276692

# Cooling System Kits (continued)

Qty.	Description	Kit/Part No.	Qty.	Description	Kit/Part No.
<b>Heater, block 276513</b>			<b>Heater, block 336182</b>		
1	Elbow, 3/4 NPTF	SA-472	1	Tee, pipe 1/4	A-110
1	Washer, .469 x .922 x .065 plain	X-25-34	1	Elbow, 3/4 NPTF	SA-472
4	Washer, 9/32 x 5/8 x 1/16 plain	X-25-40	1	Bushing, 1 7/16 x 3/4 reducer	X-202-1
1	Bushing, 1/2 NPT F x 3/4 NPT M reducer	X-202-41	1	Tee, 3/4 NPT pipe	X-203-6
4	Clamp, 1 in. hose	X-426-10	1	Nipple, 3/4 NPTF x 3 1/2 in. pipe	X-206-6
4	Screw, 1/4-20 x 1	X-465-7	1	Pipe	X-220-14
3	Tie, 4 in. cable	X-468-2	1	Hose	X-312-50
1	Hose, 5/8 ID x 45 in.	X-577-40	1	Hose	X-312-51
1	Hose, 5/8 ID x 40 in.	X-577-42	4	Clamp, 1 in. hose	X-426-10
1	Connector, adapter	X-582-3	1	Connector, adapter	X-582-22
1	Screw, 7/16-14 x 3/4	X-6024-5	1	Connector, adapter	X-582-3
1	Clamp, 1 ID x 1/2 in. mtg. hole insulating	X-672-3	1	Bracket, block heater mounting	326219
1	Plug, 1 NPT pipe	X-75-22	1	Heater, block	326228
2	Clamp, 3 in. hose	250081	<b>Heater, block 336183</b>		
1	Connector, hose	275582	1	Tee, pipe 1/4	A-110
1	Bracket, mounting	275583	1	Elbow, 3/4 NPTF	SA-472
1	Heater, block	276691	1	Bushing, 1 7/16 x 3/4 reducer	X-202-1
<b>Heater, block 276514</b>			1	Tee, 3/4 NPT pipe	X-203-6
1	Elbow, 3/4 NPTF	SA-472	1	Nipple, 3/4 NPTF x 3-1/2 in. pipe	X-206-6
1	Washer, .469 x .922 x .065 plain	X-25-34	1	Pipe	X-220-14
4	Washer, 9/32 x 5/8 x 1/16 plain	X-25-40	1	Hose	X-312-50
1	Bushing, 1/2 NPT F x 3/4 NPT M reducer	X-202-41	1	Hose	X-312-51
4	Clamp, 1 in. hose	X-426-10	4	Clamp, 1 in. hose	X-426-10
4	Screw, 1/4-20 x 1	X-465-7	1	Connector, adapter	X-582-22
3	Tie, 4 in. cable	X-468-2	1	Connector, adapter	X-582-3
1	Hose, 5/8 ID x 45 in.	X-577-40	1	Bracket, block heater mounting	326219
1	Hose, 5/8 ID x 40 in.	X-577-42	1	Heater, block	326229
1	Connector, adapter	X-582-3	<b>Heater, block 336184</b>		
1	Screw, 7/16-14 x 3/4	X-6024-5	1	Tee, pipe 1/4	A-110
1	Clamp, 1 ID x 1/2 in. mtg. hole insulating	X-672-3	1	Elbow, 3/4 NPTF	SA-472
1	Plug, 1 NPT pipe	X-75-22	1	Nipple, pipe 1/4 x 1 1/2	X-220-6
2	Clamp, 3 in. hose	250081	1	Elbow, 45 deg. 1/4	X-274-3
1	Connector, hose	275582	1	Hose, 5/8 I.D. x 36	X-312-13
1	Bracket, mounting	275583	1	Hose, .62 I.D.	X-312-47
1	Heater, block	276692	4	Clamp, 1 in. hose	X-426-10
<b>Heater, block 336180</b>			1	Connector, adapter	X-582-22
1	Tee, pipe 1/4	A-110	1	Connector, adapter	X-582-3
1	Bushing, 1-7/16 x 3/4 reducer	X-202-1	1	Bracket, block heater mounting	326219
1	Nipple, pipe 1/4 x 1 1/2	X-220-6	1	Heater, block	326234
1	Hose, 5/8 I.D. x 1 1/2	X-312-35	<b>Heater, block 336185</b>		
1	Hose	X-312-51	1	Tee, pipe 1/4	A-110
4	Clamp, 1 in. hose	X-426-10	1	Elbow, 3/4 NPTF	SA-472
1	Connector, adapter	X-582-22	1	Nipple, pipe 1/4 x 1 1/2	X-220-6
1	Connector, adapter	X-391-34	1	Elbow, 45 deg. 1/4	X-274-3
1	Bracket, block heater mounting	326219	1	Hose, 5/8 I.D. x 36	X-312-13
1	Heater, block	326228	1	Hose, .62 I.D.	X-312-47
<b>Heater, block 336181</b>			4	Clamp, 1 in. hose	X-426-10
1	Tee, pipe 1/4	A-110	1	Connector, adapter	X-582-22
1	Bushing, 1-7/16 x 3/4 reducer	X-202-1	1	Connector, adapter	X-582-3
1	Nipple, pipe 1/4 x 1 1/2	X-220-6	1	Bracket, block heater mounting	326219
1	Hose, 5/8 I.D. x 1 1/2	X-312-35	1	Heater, block	326235
1	Hose	X-312-51			
4	Clamp, 1 in. hose	X-426-10			
1	Connector, adapter	X-582-22			
1	Connector, adapter	X-391-34			
1	Bracket, block heater mounting	326219			
1	Heater, block	326229			

# Cooling System Kits (continued)

Qty.	Description	Kit/Part No.	Qty.	Description	Kit/Part No.
<b>Heater, block</b>			<b>336186</b>		
1	Tee, pipe 1/4	A-110	1	Tee, pipe	A-110
1	Elbow, 3/4 NPTF	SA-472	1	Elbow	SA-472
1	Nipple, pipe 1/4 x 1 1/2	X-220-6	1	Bushing, reducer	X-202-1
1	Elbow, 45 deg. 1/4	X-274-3	1	Tee, pipe	X-203-6
2	Hose	X-312-36	1	Nipple, pipe	X-206-6
4	Clamp, 1 in. hose	X-426-10	1	Pipe	X-220-14
1	Connector, adapter	X-582-22	1	Hose	X-312-13
1	Connector, adapter	X-582-3	1	Hose	X-312-15
1	Bracket, block heater mounting	326219	4	Clamp, hose	X-426-10
1	Heater, block	326234	1	Connector, hose	X-582-22
<b>Heater, block</b>			<b>352487</b>		
1	Tee, pipe 1/4	A-110	1	Connector, hose	X-582-3
1	Elbow, 3/4 NPTF	SA-472	1	Tag, hang	279047
1	Nipple, pipe 1/4 x 1 1/2	X-220-6	1	Bracket, block heater mounting	326219
1	Elbow, 45 deg. 1/4	X-274-3	1	Heater, block	326228
2	Hose	X-312-36	<b>Heater, block</b>		
4	Clamp, 1 in. hose	X-426-10	<b>352488</b>		
1	Connector, adapter	X-582-22	1	Tee, pipe	A-110
1	Connector, adapter	X-582-3	1	Elbow	SA-472
1	Bracket, block heater mounting	326219	1	Bushing, reducer	X-202-1
1	Heater, block	326235	1	Tee, pipe	X-203-6
<b>Heater, block</b>			<b>352372</b>		
1	Tee, pipe	X-203-13	1	Nipple, pipe	X-206-6
1	Nipple	X-209-2	1	Pipe	X-220-14
1	Hose	X-312-34	1	Hose	X-312-13
1	Hose, rubber	X-312-37	1	Hose	X-312-15
4	Clamp, hose	X-426-10	4	Clamp, hose	X-426-10
2	Connector, hose	X-582-1	1	Connector, hose	X-582-22
1	Screw, hex head cap	X-6052-1	1	Connector, hose	X-582-3
1	Clamp, insulating	X-672-3	1	Tag, hang	279047
1	Plug, pipe 1/2"	X-75-28	1	Bracket, block heater mounting	326219
2	Adapter, water temp sender	273692	1	Heater, block	326229
2	O-ring	273693	<b>Heater, block</b>		
1	Tag, hang	279047	<b>352585</b>		
1	Bracket, block heater mounting	326219	1	Tee, pipe	X-203-13
1	Heater, block	326228	1	Nipple	X-209-2
<b>Heater, block</b>			<b>352373</b>		
1	Tee, pipe	X-203-13	1	Hose	X-312-16
1	Nipple	X-209-2	1	Hose, rubber	X-312-37
1	Hose	X-312-34	4	Clamp, hose	X-426-10
1	Hose, rubber	X-312-37	2	Connector, hose	X-582-1
4	Clamp, hose	X-426-10	1	Screw, hex head cap	X-6052-1
2	Connector, hose	X-582-1	1	Clamp, insulating	X-672-3
1	Screw, hex head cap	X-6052-1	1	Plug, pipe 1/2"	X-75-28
1	Clamp, insulating	X-672-3	2	Adapter, water temp sender	273692
1	Plug, pipe	X-75-28	2	O-ring	273693
2	Adapter, water temp sender	273692	1	Tag, hang	279047
2	Plug	273692	1	Bracket, block heater mounting	326219
2	O-ring	273693	1	Heater, block	326228
1	Tag, hang	279047			
1	Bracket, block heater mounting	326219			
1	Heater, block	326229			

## Cooling System Kits (continued)

Qty.	Description	Kit/Part No.
<b>Heater, block</b>		<b>352586</b>
1	Tee, pipe	X-203-13
1	Nipple	X-209-2
1	Hose	X-312-16
1	Hose, rubber	X-312-37
4	Clamp, hose	X-426-10
2	Connector, hose	X-582-1
1	Screw, hex head cap	X-6052-1
1	Clamp, insulating	X-672-3
1	Plug, pipe	X-75-28
2	Adapter, water temp sender	273692
2	Plug	273692
2	O-ring	273693
1	Tag, hang	279047
1	Bracket, block heater mounting	326219
1	Heater, block	326229

## Air Cleaner Kits, Heavy Duty

Qty.	Description	Kit/Part No.
------	-------------	--------------

<b>Air Cleaner, Heavy Duty</b>		<b>336218</b>
1	Cleaner Assembly, air	A-274721
1	Element, Air Cleaner	274726
1	Cap	253664
2	Bracket, air cleaner	275528
1	Mount, air cleaner	279380
1	Clamp, hose	291537
1	Hose, air intake	336223
1	Clamp, hose	336228

<b>Air Cleaner, Heavy Duty</b>		<b>336219</b>
1	Cleaner Assembly, air	A-274721
1	Element, Air Cleaner	274726
1	Cap	253664
1	Bracket, air cleaner	274728
2	Mount, air cleaner	279380
1	Clamp, hose	324342
1	Hose, air intake	336224
1	Clamp, hose	336229

<b>Air Cleaner, Heavy Duty</b>		<b>336220</b>
1	Cleaner Assembly, air	A-274721
1	Element, Air Cleaner	274726
1	Cap	253664
2	Mount, air cleaner	279380
1	Clamp, hose	324342
1	Hose, air intake	336224
1	Clamp, hose	336229
1	Bracket, air cleaner	336231

Qty.	Description0	Kit/Part No.
------	--------------	--------------

<b>Air Cleaner, Heavy Duty</b>		<b>352342</b>
1	Cleaner Assembly, air	A-324360
1	Element Air Cleaner	324417
1	Screw, hex head cap	X-6051-2
1	Screw, hex head cap	X-6052-1
1	Cap, rain	254006
1	Clamp, hose	274824
2	Bracket, air cleaner mounting	290956
1	Clamp, hose	343049
1	Bracket, mounting	352338
1	Hose, molded	352339
1	Bracket, mounting	352341

<b>Air Cleaner, Heavy Duty</b>		<b>352583</b>
1	Cleaner Assembly, air	A-274721
1	Element, Air Cleaner	274726
2	Screw, hex head cap	X-6051-2
1	Screw, hex head cap	X-6052-1
1	Cap	253664
1	Bracket, mounting	275529
2	Mount, air cleaner	279380
1	Clamp, hose	336229
1	Bracket, mounting heavy-duty air cleaner	352533
1	Hose, molded heavy-duty air cleaner	352543

<b>Air Cleaner, Heavy Duty</b>		<b>352584</b>
1	Cleaner Assembly, air	A-274721
1	Element, Air Cleaner	274726
2	Screw, hex head cap	X-6051-2
1	Screw, hex head cap	X-6052-1
1	Cap	253664
2	Mount, air cleaner	279380
1	Clamp, hose	324342
1	Hose, air intake	336224
1	Clamp, hose	336229
1	Bracket, mounting heavy-duty air cleaner	352534

## Appendix A. Glossary of Abbreviations

Abbreviations are used throughout this manual. Normally in the text they will appear in complete form with the abbreviation following in parenthesis the first time they are used. After that they will appear in the abbreviated form. The commonly used abbreviations are shown below.

AC	alternating current	gph	gallons per hour	N.C.	normally closed
AISI	American Iron and Steel Institute	gpm	gallons per minute	NEC	National Electrical Code
Amp	ampere	gr.	grade	NEMA	National Electrical Manufacturers Association
Amps	amperes	grd.	ground	NFPA	National Fire Protection Association
ANSI	American National Standard Institute	HCHT	high cylinder head temperature	Nm	Newton meter, Newton meters
API	American Petroleum Institute	HET	high exhaust (or engine) temperature	no., nos	number, numbers
approx.	approximate, approximately	Hg	mercury (element)	NPT	National Standard taper pipe thread per general use
A/R	as required, as requested	H <sub>2</sub> O	water	N/R	not required
A/S	as supplied, as stated, as suggested	HP	horsepower	OC	overcrank
ASA	American Standards Association	hr, hrs	hour	OD	outside diameter
ASME	American Society of Mechanical Engineers	Hz	hertz (cycles per second)	OEM	original equipment manufacturer
assy.	assembly	ID	inside diameter	OS	overspeed, oversize
ASTM	American Society for Testing Materials	IEEE	Institute of Electrical and Electronic Engineers	O/S	oversize
ATDC	after top dead center	in.	inch(es)	OSHA	Occupational Safety and Health Act
aux.	auxiliary	inc.	incorporated	OV	overvoltage
AWG	American Wire Gauge	in. lbs.	inch pounds	oz.	ounce, ounces
AWM	appliance wiring material	int.	internal	PF	power factor
BBDC	before bottom dead center	int.-ext.	internal-external	PMG	permanent magnet generator
BDC	before dead center	ISO	International Standards Organization	pot.	potentiometer
BHP	brake horsepower	J	joule, joules	ppm	parts per million
bmep	brake mean effective pressure	JIS	Japanese Industry Standard	psi	pounds per square inch
Btu	British thermal unit	kg	kilogram, kilograms	pt., pts.	pint, pints
°C	Celsius degree	kg/cm <sup>2</sup>	kilograms per square centimeter	PVC	polyvinyl chloride
cc	cubic centimeter	kgm	kilogram meter(s)	qt., qts.	quart, quarts
CCA	cold cranking Amps.	kJ	kilojoules (btu cal)	qty.	quantity
CEC	Canadian Electrical Code	km	kilometer, kilometers	ref.	reference
cfh	cubic feet per hour	kPa	kiloPascal, kiloPascals	RFI	radio frequency interference
cfm	cubic feet per minute	kph	kilometers per hour	r.h.m.	round-head machine (screw)
CID	cubic inch displacement	kV	kilovolt	rms	root mean square
cm	centimeter, centimeters	kVA	kilovolt amperes	RPM	revolutions per inch
cmm	cubic meters per minute	kW	kilowatt, kilowatts	RTV	room temperature vulcanization
co.	company	kWH	kilowatt hour	SAE	Society of Automotive Engineers
cont'd.	continued	L	liter, liters	SCR	silicon-controlled rectifier
CSA	Canadian Standards Association	LxWxH	length x width x height	sec.	second, seconds
CT	current transformer	LED(s)	light emitting diode	spec.	specs, specification
cu. in.	cubic inch, cubic inches	lb., lbs.	pound, pounds	sq.	square
cyl.	cylinder	L/hr.	liter per hour, liters per hour	sq. cm	square centimeters
dB	decibel	L/min.	liter(s) per minutes	sq. in.	square inch, square inches
dBA	decibels (A weighted)	LOP	low oil pressure	tach	tachometer
DC	direct current	LP	liquefied petroleum	TDC	top dead center
DCR	direct current resistance	m	meter, meters	tech. pub.	technical publications
deg.	degree	m <sup>3</sup>	cubic meter, cubic meters	temp.	temperature
dept.	department	max.	maximum	TIF	telephone influence factor
dia.	diameter	MCM	one thousand circular mils.	TP, TPs	technical publications
e.g.	example given	megger	megohmmeter	turbo	turbocharger
EIA	Electronic Industries Association	MHz	megahertz	UHF	ultrahigh frequency
EMI	electromagnetic interference	mi.	mile, miles	UNC	Unified coarse thread (was NC)
EPA	Environmental Protection Agency	mil	one one-thousandth of an inch	UNF	Unified fine thread (was NF)
etc.	et cetera (and so forth)	min.	minimum	UL	Underwriter's Laboratories, Inc.
ext.	external	mJ	millijoule, millijoules	U/S	undersize
°F	Fahrenheit degree	MJ	mega joule, mega joules	U.S.A.	United States of America
fl. oz.	fluid ounce, fluid ounces	mm	millimeter, millimeters	v	volt, volts
FM	frequency modulation	m <sup>3</sup> /min	cubic meters per minute	vac	volts alternating current
ft.	foot, feet	MPa	megaPascal	vdc	volts direct current
ft. lbs.	foot pound, foot pounds	mW	milliwatt, milliwatts	VHF	very high frequency
ga.	gauge	MW	megawatt, megawatts	W	watt, watts
gal./ gals.	gallon, gallons	N/A	not available or not applicable		
		NBS	National Bureau of Standards		

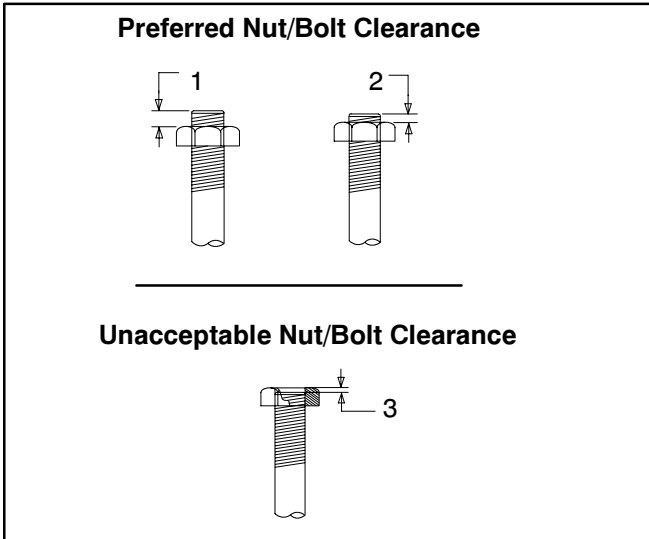
## Appendix B. Common Hardware Application Guidelines

Use the information below and on the following pages to identify proper fastening techniques when no specific reference for reassembly is made.

**Bolt/Screw Length:** When bolt/screw length is not given, use Figure 2 as a guide. As a general rule, a minimum length of one thread beyond the nut and a maximum length of 1/2 the bolt/screw diameter beyond the nut is the preferred method.

**Washers and Nuts:** Use split lock washers as a bolt locking device where specified. Use SAE flat washers with whiz nuts, spirallock nuts, or standard nuts and preloading (torque) of the bolt in all other applications.

See General Torque Specifications and other torque specifications in the service literature.



1. 1/2 of Bolt Diameter
2. Min. 1 Full Thread Beyond Top of Nut
3. Below Top of Nut

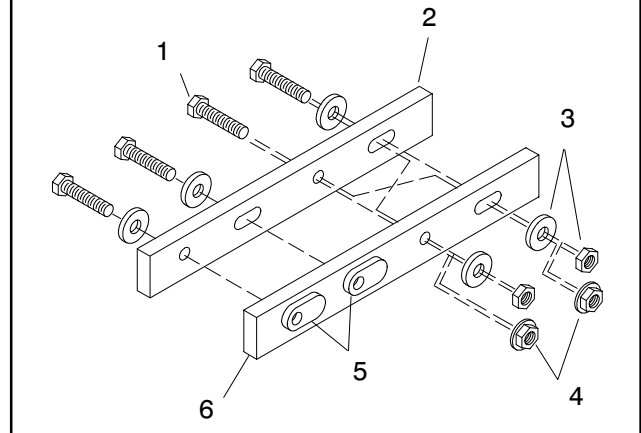
**Figure 2. Acceptable Bolt Lengths**

### Steps for common hardware application:

1. Determine entry hole type: round or slotted.
2. Determine exit hole type: fixed female thread (weld nut), round, or slotted.

For round and slotted exit holes, determine if hardware is greater than 1/2 inch in diameter, or 1/2 inch in diameter or less. Hardware that is *greater than 1/2 inch* in diameter takes a standard nut and SAE washer. Hardware *1/2 inch or less* in diameter can take a properly torqued whiz nut or spirallock nut. See the diagram below.

3. Follow these SAE washer rules after determining exit hole type:
  - a. Always use a washer between hardware and a slot.
  - b. Always use a washer under a nut (see 2 above for exception).
  - c. Use a washer under a bolt when the female thread is fixed (weld nut).
4. Refer to the diagram below, which depicts the preceding hardware configuration possibilities.



1. Cap screw
2. Entry hole types
3. Standard nut and SAE washer
4. Whiz nut or spirallock: up to 1/2" dia. hardware
5. Weld nuts: above 1/2" dia. hardware
6. Exit hole types

**Figure 3. Acceptable Hardware Combinations**

## Appendix C. General Torque Specifications

### SAE Fasteners

Use the following specifications for SAE fasteners when no torque values are given elsewhere in this or the service manual for a specified bolt.

The values given are based on new plated threads. Increase values by 20% if nonplated threads are used.

Size	Torque Measurement	Assembled into Cast Iron or Steel			Assembled into Aluminum
		Grade 2	Grade 5	Grade 8	Grade 2 or 5
8-32	in. lbs. (Nm)	16 (1.8)	20 (2.3)	-	16 (1.8)
10-24	in. lbs. (Nm)	26 (2.9)	32 (3.6)	-	26 (2.9)
10-32	in. lbs. (Nm)	26 (2.9)	32 (3.6)	-	26 (2.9)
1/4-20	in. lbs. (Nm)	60 (6.8)	96 (10.8)	132 (14.9)	60 (6.8)
1/4-28	in. lbs. (Nm)	72 (8.1)	108 (12.2)	144 (16.3)	72 (8.1)
5/16-18	in. lbs. (Nm)	120 (13.6)	192 (21.7)	264 (29.8)	120 (13.6)
5/16-24	in. lbs. (Nm)	132 (14.9)	204 (23.1)	288 (32.5)	132 (14.9)
3/8-16	in. lbs. (Nm)	18 (24)	28 (38)	39 (53)	18 (24)
3/8-24	ft. lbs. (Nm)	20 (27)	31 (42)	44 (60)	20 (27)
7/16-14	ft. lbs. (Nm)	29 (39)	44 (60)	63 (85)	
7/16-20	ft. lbs. (Nm)	32 (43)	50 (68)	70 (95)	
1/2-13	ft. lbs. (Nm)	44 (60)	68 (92)	96 (130)	
1/2-20	ft. lbs. (Nm)	49 (66)	76 (103)	108 (146)	
9/16-12	ft. lbs. (Nm)	60 (81)	98 (133)	138 (187)	
9/16-18	ft. lbs. (Nm)	67 (91)	109 (148)	154 (209)	
5/8-11	ft. lbs. (Nm)	83 (113)	135 (183)	191 (259)	
5/8-18	ft. lbs. (Nm)	94 (128)	153 (208)	216 (293)	
3/4-10	ft. lbs. (Nm)	147 (199)	240 (325)	338 (458)	
3/4-16	ft. lbs. (Nm)	164 (222)	268 (363)	378 (513)	
1-8	ft. lbs. (Nm)	191 (259)	532 (721)	818 (1109)	
1-12	ft. lbs. (Nm)	209 (283)	582 (789)	895 (1214)	





















### Metric Fasteners















Use the following specifications for metric fasteners when no torque values are given elsewhere in this manual for a specified bolt. These values are based on new plated threads.

Increase values by 20% if nonplated threads are used. Screws threaded into aluminum must have two diameters of threads engaged and may require 30% or more reduction in the torque.

Size (mm)	Torque ft-lb (Nm)			
	5.8	6.8	10.9	Fasteners Assembled Into Aluminum
6 x 1.00	5 (7)	6 (9)	9 (12)	5 (7)
8 x 1.25	14 (19)	14 (20)	20 (37)	14 (19)
8 x 1.00	16 (21)	17 (24)	23 (31)	16 (21)
10 x 1.50	25 (35)	27 (37)	38 (51)	25 (35)
10 x 1.25	29 (39)	34 (46)	45 (61)	29 (39)
12 x 1.75	42 (57)	45 (61)	65 (89)	
12 x 1.50	48 (65)	55 (75)	78 (106)	
14 x 2.00	64 (86)	69 (94)	101 (137)	
14 x 1.50	74 (100)	81 (110)	116 (157)	
16 x 2.00	98 (133)	104 (141)	150 (204)	
16 x 1.50	104 (141)	116 (157)	168 (228)	
18 x 2.50	133 (181)	145 (196)	208 (283)	
18 x 1.50	145 (196)	156 (212)	226 (306)	

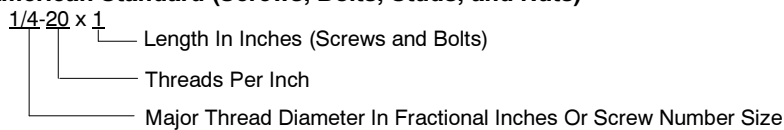
## Appendix D. Common Hardware Identification

<b>Screws/Bolts/Studs Head Styles</b>	
Hex. Head or Machine Head	 
Hex. Head or Machine Head with Washer	
Flat Head (f.h.m.)	
Round Head (r.h.m.)	
Pan Head	
Socket Head Cap or Allen Head Cap	
Socket Head or Allen Head Shoulder Bolt	
Sheet Metal Screw	
Stud	
<b>Drive Styles</b>	
Hex.	
Hex. and Slotted	
Phillips	
Slotted	
Hex. Socket	
<b>Hardness Grade</b>	
<b>American Standard</b>	
Grade 2	
Grade 5	
Grade 8	
Grade 8/9	
<b>Metric</b>	
Number stamped on hardware; 5.8 shown	

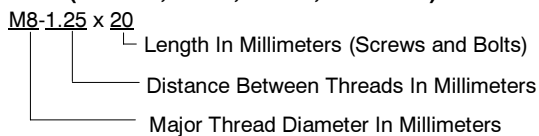
<b>Nuts Nut Styles</b>	
Hex. Head	
Lock Nut or Nylock Nut	
Square Nut	
Cap Nut or Acorn Nut	
Wing Nut	
<b>Nut Hardness Grades</b>	
<b>American Standard</b>	
Grade 2	
Grade 5	
<b>Metric</b>	
Number stamped on hardware	
<b>Washers</b>	
<b>Washer Styles</b>	
Plain	
Split Lock or Spring	
Spring or Wave	
External Tooth Lock	
Internal Tooth Lock	
Internal-External Tooth Lock	

### Sample Dimensions

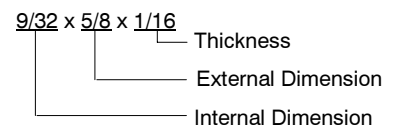
#### American Standard (Screws, Bolts, Studs, and Nuts)



#### Metric (Screws, Bolts, Studs, and Nuts)



#### Plain Washers



#### Lock Washers



## Appendix E. Common Hardware List

The Common Hardware List gives part numbers and dimensions for common hardware items.

### HEX BOLTS (GRADE 5)

Part No.	Dimensions
X-465-17	1/4-20 x .38
X-465-6	1/4-20 x .50
X-465-2	1/4-20 x .62
X-465-16	1/4-20 x .75
X-465-18	1/4-20 x .88
X-465-7	1/4-20 x 1.00
X-465-8	1/4-20 x 1.25
X-465-9	1/4-20 x 1.50
X-465-10	1/4-20 x 1.75
X-465-11	1/4-20 x 2.00
X-465-12	1/4-20 x 2.25
X-465-14	1/4-20 x 2.75
X-465-21	1/4-20 x 5.00
X-465-25	1/4-28 x .38
X-465-20	1/4-28 x 1.00
X-125-33	5/16-18 x .50
X-125-23	5/16-18 x .62
X-125-3	5/16-18 x .75
X-125-31	5/16-18 x .88
X-125-5	5/16-18 x 1.00
X-125-24	5/16-18 x 1.25
X-125-34	5/16-18 x 1.50
X-125-25	5/16-18 x 1.75
X-125-26	5/16-18 x 2.00
230578	5/16-18 x 2.25
X-125-29	5/16-18 x 2.50
X-125-27	5/16-18 x 2.75
X-125-28	5/16-18 x 3.00
X-125-22	5/16-18 x 4.50
X-125-32	5/16-18 x 5.00
X-125-35	5/16-18 x 5.50
X-125-36	5/16-18 x 6.00
X-125-40	5/16-18 x 6.50
X-125-43	5/16-24 x 1.75
X-125-44	5/16-24 x 2.50
X-125-30	5/16-24 x .75
X-125-39	5/16-24 x 2.00
X-125-38	5/16-24 x 2.75
X-6238-2	3/8-16 x .62
X-6238-10	3/8-16 x .75
X-6238-3	3/8-16 x .88
X-6238-11	3/8-16 x 1.00
X-6238-4	3/8-16 x 1.25
X-6238-5	3/8-16 x 1.50
X-6238-1	3/8-16 x 1.75
X-6238-6	3/8-16 x 2.00
X-6238-17	3/8-16 x 2.25
X-6238-7	3/8-16 x 2.50
X-6238-8	3/8-16 x 2.75
X-6238-9	3/8-16 x 3.00
X-6238-19	3/8-16 x 3.25
X-6238-12	3/8-16 x 3.50
X-6238-20	3/8-16 x 3.75
X-6238-13	3/8-16 x 4.50
X-6238-18	3/8-16 x 5.50
X-6238-25	3/8-16 x 6.50
X-6238-14	3/8-24 x .75
X-6238-16	3/8-24 x 1.25
X-6238-21	3/8-24 x 4.00
X-6238-22	3/8-24 x 4.50
X-6024-5	7/16-14 x .75
X-6024-2	7/16-14 x 1.00
X-6024-8	7/16-14 x 1.25
X-6024-3	7/16-14 x 1.50
X-6024-4	7/16-14 x 2.00
X-6024-11	7/16-14 x 2.75
X-6024-12	7/16-14 x 6.50
X-129-15	1/2-13 x .75

### HEX BOLTS (GRADE 5), continued

Part No.	Dimensions
X-129-17	1/2-13 x 1.00
X-129-18	1/2-13 x 1.25
X-129-19	1/2-13 x 1.50
X-129-20	1/2-13 x 1.75
X-129-21	1/2-13 x 2.00
X-129-22	1/2-13 x 2.25
X-129-23	1/2-13 x 2.50
X-129-24	1/2-13 x 2.75
X-129-25	1/2-13 x 3.00
X-129-27	1/2-13 x 3.50
X-129-29	1/2-13 x 4.00
X-129-30	1/2-13 x 4.50
X-463-9	1/2-13 x 5.50
X-129-44	1/2-13 x 6.00
X-129-51	1/2-20 x .75
X-129-45	1/2-20 x 1.25
X-129-52	1/2-20 x 1.50
X-6021-3	5/8-11 x 1.00
X-6021-4	5/8-11 x 1.25
X-6021-2	5/8-11 x 1.50
X-6021-1	5/8-11 x 1.75
273049	5/8-11 x 2.00
X-6021-5	5/8-11 x 2.25
X-6021-6	5/8-11 x 2.50
X-6021-7	5/8-11 x 2.75
X-6021-12	5/8-11 x 3.75
X-6021-11	5/8-11 x 4.50
X-6021-10	5/8-11 x 6.00
X-6021-9	5/8-18 x 2.50
X-6239-1	3/4-10 x 1.00
X-6239-8	3/4-10 x 1.25
X-6239-2	3/4-10 x 1.50
X-6239-3	3/4-10 x 2.00
X-6239-4	3/4-10 x 2.50
X-6239-5	3/4-10 x 3.00
X-6239-6	3/4-10 x 3.50
X-792-1	1-8 x 2.25
X-792-5	1-8 x 3.00
X-792-8	1-8 x 5.00

### NUTS

Part No.	Dimensions	Type
X-6009-1	1-8	Std. Nut
X-6210-3	6-32	Whiz Nut
X-6210-4	8-32	Whiz Nut
X-6210-5	10-24	Whiz Nut
X-6210-1	10-32	Whiz Nut
X-6210-2	1/4-20	Spirallock Nut
X-6210-6	1/4-28	Spirallock Nut
X-6210-7	5/16-18	Spirallock Nut
X-6210-8	5/16-24	Spirallock Nut
X-6210-9	3/8-16	Spirallock Nut
X-6210-10	3/8-24	Spirallock Nut
X-6210-11	7/16-14	Spirallock Nut
X-6210-12	1/2-13	Spirallock Nut
X-6210-15	7/16-20	Spirallock Nut
X-6210-14		Spirallock Nut
X-85-3	5/8-11	Std. Nut
X-88-12	3/4-10	Std. Nut
X-89-2	1/2-20	Std. Nut

### WASHERS

Part No.	ID	OD	Thickness	Bolt/ Screw
X-25-46	.125	.250	.022	#4
X-25-9	.156	.375	.049	#6
X-25-48	.188	.438	.049	#8
X-25-36	.219	.500	.049	#10
X-25-40	.281	.625	.065	1/4
X-25-85	.344	.687	.065	5/16
X-25-37	.406	.812	.065	3/8
X-25-34	.469	.922	.065	7/16
X-25-26	.531	1.062	.095	1/2
X-25-15	.656	1.312	.095	5/8
X-25-29	.812	1.469	.134	3/4
X-25-127	1.062	2.000	.134	1



**TP-5408 6/98a**

© 1995, 1997, 1998 by Kohler Co. All rights reserved.

# **KOHLER**<sup>®</sup> POWER SYSTEMS

KOHLER CO. Kohler, Wisconsin 53044  
Phone 920-565-3381, Web site [www.kohlergenerators.com](http://www.kohlergenerators.com)  
Fax 920-459-1646 (U.S.A. Sales), Fax 920-459-1614 (International)  
For the nearest sales and service outlet in U.S.A. and Canada  
Phone 1-800-544-2444

Kohler<sup>®</sup> Power Systems  
Asia Pacific Headquarters  
7 Jurong Pier Road  
Singapore 619159  
Phone (65)264-6422, Fax (65)264-6455