


Service Parts

Industrial Generator Sets



Models:

17RY

18RY/RZ

20RZ

30RZ

See Group 701– Literature for
Engine and Accessory Parts Catalogs

See TP-6009 for Decision-Maker 3t and
Decision-Maker 340t Controller Parts



KOHLER[®]
POWER SYSTEMS

Specification Series 185

TP-5543 3/99c

Table of Contents

| SUBJECT | PAGE | SUBJECT | PAGE |
|---|------|---|------|
| Introduction | 1 | Group 301: Controller and Mounting | 58 |
| Number Significance | 1 | Group 701: Literature | 66 |
| How to Find Part Numbers | 1 | Kit List | 67 |
| Hardware References | 1 | 1- and 5-Light Controller Kits | 69 |
| Specification Number Index | 2 | 1- and 5-Light Controller Assemblies | 70 |
| Group 101: Air Intake | 5 | Manual Controller Kits | 72 |
| Group 103: Fuel System | 7 | Manual Controller Assemblies | 73 |
| Group 104: Cooling System | 12 | Decision-Maker [†] 1 Controller Kits | 75 |
| Group 105: Engine | 22 | Decision-Maker [†] 1 Controller Assemblies | 76 |
| Group 107: Nameplate and Decals | 38 | Cooling System Kits | 79 |
| Group 108: Oil Pressure Switch | 40 | Fuel System Kits | 87 |
| Group 109: Skid and Plant Mounting | 42 | Glossary of Abbreviations | 96 |
| Group 110: Water Temperature Switch | 44 | Common Hardware Application Guidelines | 97 |
| Group 112: Starter | 45 | General Torque Specifications | 98 |
| Group 119: Recommended Spare Parts | 46 | Common Hardware Identification | 99 |
| Group 201: Generator and Mounting | 48 | Common Hardware List | 100 |

Introduction

This manual contains a list of service replacement parts for Kohler generator sets. Refer to the Specification Number Index for models and specifications covered.

This manual includes the following main sections:

- D** *Table of Contents*: Lists the sections of this catalog.
- D** *Introduction (and other information sections)*: Contains introductory material followed by sections on specification numbers, part numbers, and hardware.
- D** *Index*: Indexes generator set specifications and their groups.
- D** *Group Parts Lists*: List part numbers of parts in the groups.
- D** *Kit Sections*: List accessories and their parts.
- D** *Appendices*: Includes Glossary of Abbreviations, Common Hardware Application Guidelines, Common Hardware Identification, General Torque Specifications, and Common Hardware List.

Number Significance

This catalog uses a variety of numbering systems. A description of these follows:

D *Specification Number*: The generator specification number (spec number) is six digits with a PA-, PB-, or PE-prefix (Specification Number Index does not show prefixes). The first three digits designate generator size and engine model (specification series). The remaining digits are in sequence and identify a particular spec in a series. Spec numbers break down into groups.

D *Group Number*: A group consists of parts needed to perform one or more related functions. For example, the 101 group is the generator set Air Intake group.

D *Variation Number*: A group might have several variations. Parts comprising each variation perform the same function, but parts lists vary. For example, a 50 Hz generator alternator and 60 Hz generator alternator both perform the same function. However, they are constructed of different parts. Each of these differences necessitates the assignment of a group variation number.

D *Part Number*: The part number identifies an individual assembly, subassembly, component, or accessory kit.

How to Find Part Numbers

FOLLOW THESE STEPS to identify a part:

STEP 1: Turn to the Specification Number Index. The first column lists generator set specification numbers grouped by model. The headings across the top identify the groups of parts that make up the generator set. The intersection of the specification number and the group numbers is the variation number corresponding to the components of that specification number. Note the variation number.

STEP 2: Find the page number of the group in the Table of Contents and turn to that page or page forward to locate the group. Variation numbers in the column heading of the group page correspond to variations found in the Specification Number Index. Find the description of the part in the description column. The intersection of the description row with the variation column identifies the quantity of that part used in that group. Find the part number to the left of the description in the part number column.

Hardware References

Many common hardware items will appear in parts catalogs as common hardware entries. A common hardware entry refers to the size of common hardware. For example, an item may appear as "3/8-16 hardware" in the text. It indicates that the piece is 3/8-16 size. Procure common hardware locally or use the Common Hardware List in the appendix to identify the part number and dimensions of common hardware items. See Common Hardware Application Guidelines in the appendix for mating hardware instructions.

Some hardware items require a specific size or some other characteristic. In that case, use the part number listed in the text.

When replacing hardware, do not substitute inferior grade hardware. All hex head screws are hardness grade 5, except where noted. Socket head screws are similar to grade 8. All replacement hardware should be at least equal to the original manufacturer's hardware quality.

Specification Number Index

| GROUP TITLE AND NUMBER | <i>Air Intake</i> | <i>Fuel System</i> | <i>Cooling System</i> | <i>Engine</i> | <i>Nameplates and Decals</i> | <i>Oil Pressure Switch</i> | <i>Skid and Plant Mounting</i> | <i>Temperature Switch</i> | <i>Starter</i> | <i>Generator and Mounting</i> | <i>Controller and Mounting</i> | <i>Literature</i> |
|------------------------|-------------------|--------------------|-----------------------|---------------|------------------------------|----------------------------|--------------------------------|---------------------------|----------------|-------------------------------|--------------------------------|-------------------|
| GROUP NO. | 101 | 103 | 104 | 105 | 107 | 108 | 109 | 110 | 112 | 201 | 301 | 701 |
| SPEC NO. | VARIATION NUMBER | | | | | | | | | | | |

| 17RY62 | | | | | | | | | | | | |
|------------|---|----|----|----|----|-----|----|-----|---|----|-------|----|
| 185101 | 1 | 2 | 1 | 11 | 3 | 4 | 4 | 2 | 2 | 6 | 5 | 6 |
| 18R/R/Y/RZ | | | | | | | | | | | | |
| 185102 | 6 | * | * | 26 | 20 | 12 | 11 | 7 | - | 32 | * | 14 |
| 185103 | 6 | 18 | 18 | 26 | 2 | 12 | 11 | 7 | - | 32 | 14 | 14 |
| 185104 | 6 | * | * | 26 | 22 | 12 | 12 | 7 | - | 33 | * | 15 |
| 185105 | 6 | * | * | 26 | 21 | 12 | 12 | 7 | - | 34 | * | 15 |
| 185106 | 6 | 18 | 18 | 26 | 21 | 12 | 12 | 7 | - | 34 | 14 | 15 |
| 185107 | 8 | * | * | 28 | 25 | E28 | 16 | E28 | - | 43 | * | 17 |
| 185108 | 8 | 20 | 22 | 28 | 25 | E28 | 16 | E28 | - | 43 | 16 | 17 |
| 185109 | 6 | * | * | 28 | 22 | 12 | 12 | 7 | - | 33 | * | 17 |
| 185110 | 8 | * | * | 28 | 25 | E28 | 17 | E28 | - | 44 | * | 17 |
| 185111 | 8 | 20 | 22 | 28 | 25 | E28 | 17 | E28 | - | 44 | 16 | 17 |
| 185501 | 1 | * | * | 9 | 4 | 5 | 5 | 3 | 3 | 7 | * | 7 |
| 185502 | 1 | 6 | 5 | 9 | 4 | 5 | 5 | 3 | 3 | 7 | 6 | 7 |
| 185503 | 1 | * | * | 9 | 7 | 5 | 6 | 3 | 3 | 12 | * | 8 |
| 185504 | 1 | * | * | 9 | 5 | 5 | 6 | 3 | 3 | 9 | * | 8 |
| 185505 | 1 | 6 | 5 | 9 | 5 | 5 | 6 | 3 | 3 | 9 | 6 | 8 |
| 185506 | 1 | 6 | 11 | 21 | 4 | 5 | 7 | 3 | 3 | 13 | 6 | 7 |
| 185507 | 1 | 6 | 11 | 21 | 5 | 5 | 8 | 3 | 3 | 14 | 6 | 8 |
| 185508 | 1 | * | * | 21 | 4 | 5 | 7 | 3 | 3 | 13 | * | 7 |
| 185509 | 1 | * | * | 21 | 5 | 5 | 8 | 3 | 3 | 14 | * | 8 |
| 185510 | 1 | * | * | 21 | 7 | 5 | 8 | 3 | 3 | 15 | * | 8 |
| 185511 | 3 | 10 | 11 | 22 | 4 | 8 | 7 | 4 | 4 | 16 | 181-7 | 7 |
| 185512 | 3 | 10 | 11 | 22 | 8 | 8 | 8 | 4 | 4 | 17 | 181-7 | 8 |
| 185513 | 3 | * | * | 22 | 4 | 5 | 7 | 3 | 3 | 16 | * | 7 |
| 185514 | 3 | * | * | 22 | 5 | 5 | 8 | 3 | 3 | 17 | * | 8 |
| 185515 | 3 | * | * | 22 | 5 | 5 | 8 | 3 | 3 | 18 | * | 8 |

* Determine the kit number from the generator nameplate and see the Kit List for the parts list.

Specification Number Index

| GROUP TITLE AND NUMBER | <i>Air Intake</i> | <i>Fuel System</i> | <i>Cooling System</i> | <i>Engine</i> | <i>Nameplates and Decals</i> | <i>Oil Pressure Switch</i> | <i>Skid and Plant Mounting</i> | <i>Temperature Switch</i> | <i>Starter</i> | <i>Recommended Spare Parts</i> | <i>Generator and Mounting</i> | <i>Controller and Mounting</i> | <i>Literature</i> |
|------------------------|-------------------|--------------------|-----------------------|---------------|------------------------------|----------------------------|--------------------------------|---------------------------|----------------|--------------------------------|-------------------------------|--------------------------------|-------------------|
| GROUP NO. | 101 | 103 | 104 | 105 | 107 | 108 | 109 | 110 | 112 | 119 | 201 | 301 | 701 |
| SPEC NO. | VARIATION NUMBER | | | | | | | | | | | | |

| 20RZ | | | | | | | | | | | | | |
|--------|---|----|----|----|----|-----|----|-----|---|---|----|-------|----|
| 185030 | 1 | 1 | 1 | 10 | 4 | 1 | 1 | 1 | 1 | – | 77 |] | – |
| 185031 | 1 | 1 | 1 | 1 | 4 | 2 | 1 | 2 | 1 | – | 82 | 3 | – |
| 185032 | 1 | 1 | 1 | 1 | 4 | 1 | 1 | 1 | 1 | – | 82 | 179-7 | – |
| 185033 | 1 | 2 | 1 | 10 | 10 | 1 | 1 | 1 | 1 | – | 77 |] | – |
| 185034 | 1 | 2 | 1 | 1 | 10 | 2 | 1 | 2 | 1 | – | 82 | 3 | – |
| 185035 | 1 | 2 | 1 | 1 | 10 | 1 | 1 | 1 | 1 | – | 82 | 179-7 | – |
| 185036 | 1 | 2 | 1 | 10 | 10 | 1 | 1 | 1 | 1 | – | 87 |] | – |
| 185037 | 5 | 17 | 12 | 24 | 9 | 9 | 9 | 5 | – | 1 | 24 | 181-8 | 5 |
| 185038 | 5 | * | * | 24 | 9 | 9 | 9 | 5 | – | 3 | 24 |] | 5 |
| 185039 | 1 | 2 | 9 | 10 | 10 | 1 | 1 | 1 | 1 | – | 77 |] | – |
| 185040 | 1 | 9 | 10 | 16 | 4 | 7 | 1 | 1 | – | – | 77 |] | 5 |
| 185041 | 1 | 9 | 10 | 16 | 19 | 7 | 1 | 1 | – | – | 87 |] | 5 |
| 185042 | 1 | 1 | 10 | 16 | 4 | 7 | 1 | 1 | – | – | 77 |] | 5 |
| 185068 | 5 | 17 | 12 | 24 | 9 | 9 | 9 | 5 | – | 1 | 21 |] | 5 |
| 185069 | 5 | * | * | 24 | 9 | 9 | 9 | 5 | – | 3 | 21 | [| 5 |
| 185070 | 5 | 17 | 12 | 24 | 10 | 9 | 9 | 5 | – | 1 | 25 |] | 5 |
| 185071 | 5 | * | * | 24 | 10 | 9 | 9 | 5 | – | 3 | 25 | [| 5 |
| 185084 | 6 | 18 | 16 | 25 | 9 | 11 | 10 | 6 | – | 5 | 24 |] | 12 |
| 185085 | 6 | * | * | 25 | 9 | 11 | 10 | 6 | – | 6 | 24 | [| 12 |
| 185086 | 6 | 18 | 16 | 25 | 9 | 11 | 10 | 6 | – | 5 | 21 |] | 12 |
| 185087 | 6 | * | * | 25 | 9 | 11 | 10 | 6 | – | 6 | 21 | [| 12 |
| 185088 | 6 | 18 | 16 | 25 | 9 | 11 | 10 | 6 | – | 5 | 25 |] | 12 |
| 185089 | 6 | * | * | 25 | 9 | 11 | 10 | 6 | – | 6 | 25 | [| 12 |
| 185112 | 8 | 20 | 20 | 29 | 23 | E29 | 14 | E29 | – | 5 | 37 |] | 18 |
| 185113 | [| * | * | 29 | 23 | E29 | [| E29 | – | 6 | [|] | 18 |
| 185114 | 8 | 20 | 20 | 29 | 23 | E29 | 14 | E29 | – | 5 | 38 |] | 18 |
| 185115 | [| * | * | 29 | 23 | E29 | [| E29 | – | 6 | [|] | 18 |
| 185116 | 8 | 20 | 20 | 29 | 23 | E29 | 14 | E29 | – | 5 | 39 |] | 18 |
| 185117 | [| * | * | 29 | 23 | E29 | [| E29 | – | 6 | [|] | 18 |

- * Determine the kit number from the generator nameplate and see the Kit List for the parts list.
- [Desired air, skid, and generator kit chosen from the price list. Determine the kit number from the generator nameplate and see the Group parts sections for the parts list.
-] Controller group and controller assembly parts are listed in a separate parts catalog, TP-6009.

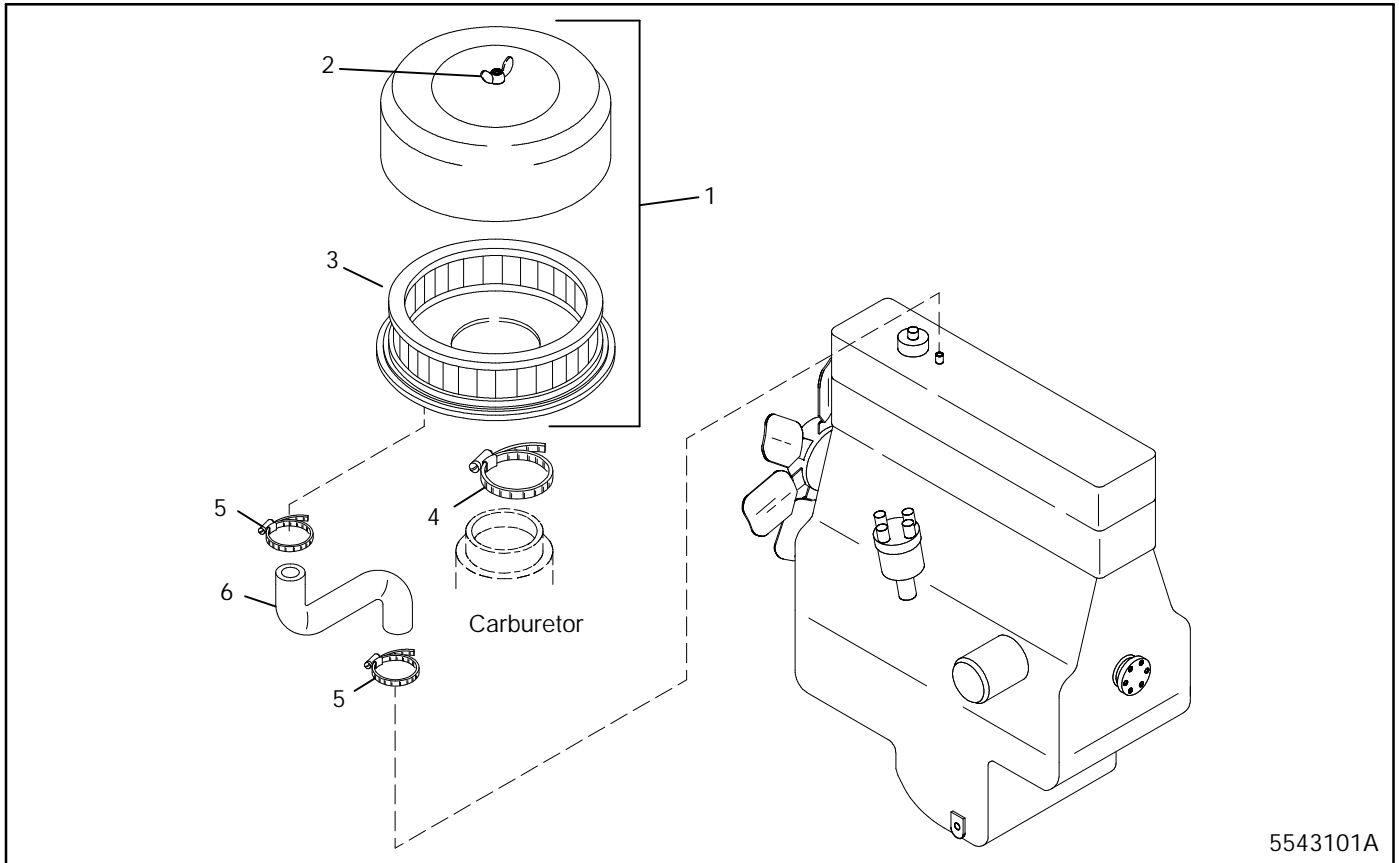
Specification Number Index

| GROUP TITLE AND NUMBER | <i>Air Intake</i> | <i>Fuel System</i> | <i>Cooling System</i> | <i>Engine</i> | <i>Nameplates and Decals</i> | <i>Oil Pressure Switch</i> | <i>Skid and Plant Mounting</i> | <i>Temperature Switch</i> | <i>Starter</i> | <i>Recommended Spare Parts</i> | <i>Generator and Mounting</i> | <i>Controller and Mounting</i> | <i>Literature</i> |
|------------------------|-------------------|--------------------|-----------------------|---------------|------------------------------|----------------------------|--------------------------------|---------------------------|----------------|--------------------------------|-------------------------------|--------------------------------|-------------------|
| GROUP NO. | 101 | 103 | 104 | 105 | 107 | 108 | 109 | 110 | 112 | 119 | 201 | 301 | 701 |
| SPEC NO. | VARIATION NUMBER | | | | | | | | | | | | |

| 30RZ | | | | | | | | | | | | | |
|--------|-------|-------|-------|----|----|----|---|---|---|-------|----|---|----|
| 185050 | 2 | 4 | 4 | 13 | 2 | 3 | 3 | 1 | - | - | 3 |] | 5 |
| 185051 | 2 | 4 | 4 | 6 | 2 | 2 | 3 | 2 | 1 | - | 4 | 3 | - |
| 185052 | 2 | 4 | 4 | 6 | 2 | 3 | 3 | 1 | 1 | - | 4 | 4 | - |
| 185053 | 2 | 4 | 4 | 12 | 2 | 3 | 3 | 1 | - | - | 5 |] | 5 |
| 185054 | 2 | 3 | 4 | 13 | 2 | 3 | 3 | 1 | - | - | 3 |] | 5 |
| 185055 | 2 | 3 | 4 | 7 | 2 | 2 | 3 | 2 | 1 | - | 4 | 3 | - |
| 185056 | 1 | 3 | 4 | 7 | 2 | 3 | 3 | 1 | 1 | - | 4 | 4 | - |
| 185057 | 2 | 3 | 4 | 7 | 2 | 3 | 3 | 1 | - | - | 5 |] | 5 |
| 185058 | 4 | 15 | 13 | 23 | 11 | 10 | 9 | 5 | - | 2 | 21 |] | 5 |
| 185059 | 4 | * | * | 23 | 11 | 10 | 9 | 5 | - | 4 | 21 |] | 5 |
| 185060 | 2 | 8 | 8 | 15 | 2 | 6 | 3 | 1 | - | - | 3 |] | 5 |
| 185061 | 2 | 8 | 8 | 15 | 2 | 6 | 3 | 1 | - | - | 5 |] | 5 |
| 185062 | 2 | 7 | 8 | 14 | 2 | 6 | 3 | 1 | - | - | 3 |] | 5 |
| 185063 | 2 | 7 | 8 | 14 | 6 | 6 | 3 | 1 | - | - | 5 |] | 5 |
| 185072 | 4 | 15 | 13 | 23 | 11 | 10 | 9 | 5 | - | 2 | 22 |] | 5 |
| 185073 | 4 | * | * | 23 | 11 | 10 | 9 | 5 | - | 4 | 22 |] | 5 |
| 185074 | 4 | 15 | 13 | 23 | 12 | 10 | 9 | 5 | - | 2 | 23 |] | 5 |
| 185075 | 4 | * | * | 23 | 12 | 10 | 9 | 5 | - | 4 | 23 |] | 5 |
| 185076 | 4 | 16 | 13 | 23 | 11 | 10 | 9 | 5 | - | 2 | 21 |] | 5 |
| 185078 | 4 | 16 | 13 | 23 | 11 | 10 | 9 | 5 | - | 2 | 22 |] | 5 |
| 185080 | 4 | 16 | 13 | 23 | 12 | 10 | 9 | 5 | - | 2 | 23 |] | 5 |
| 185090 | 179-3 | 179-7 | 179-9 | 9 | 34 | 3 | 3 | 3 | - | 179-1 | 18 |] | 20 |
| 185091 | 179-3 | 179-7 | 179-9 | 9 | 34 | 3 | 2 | 3 | - | 179-1 | 8 |] | 20 |
| 185092 | 179-3 | 179-7 | 179-9 | 9 | 35 | 3 | 3 | 3 | - | 179-1 | 19 |] | 20 |
| 185093 | 179-3 | * | * | 9 | 34 | 3 | 3 | 3 | - | 179-2 | 18 |] | 20 |
| 185094 | 179-3 | * | * | 9 | 34 | 3 | 2 | 3 | - | 179-2 | 8 |] | 20 |
| 185095 | 179-3 | * | * | 9 | 34 | 3 | 3 | 3 | - | 179-2 | 19 |] | 20 |

* Determine the kit number from the generator nameplate and see the Kit List for the parts list.
] Controller group and controller assembly parts are listed in a separate parts catalog, TP-6009.

Group 101: Air Intake



5543101A

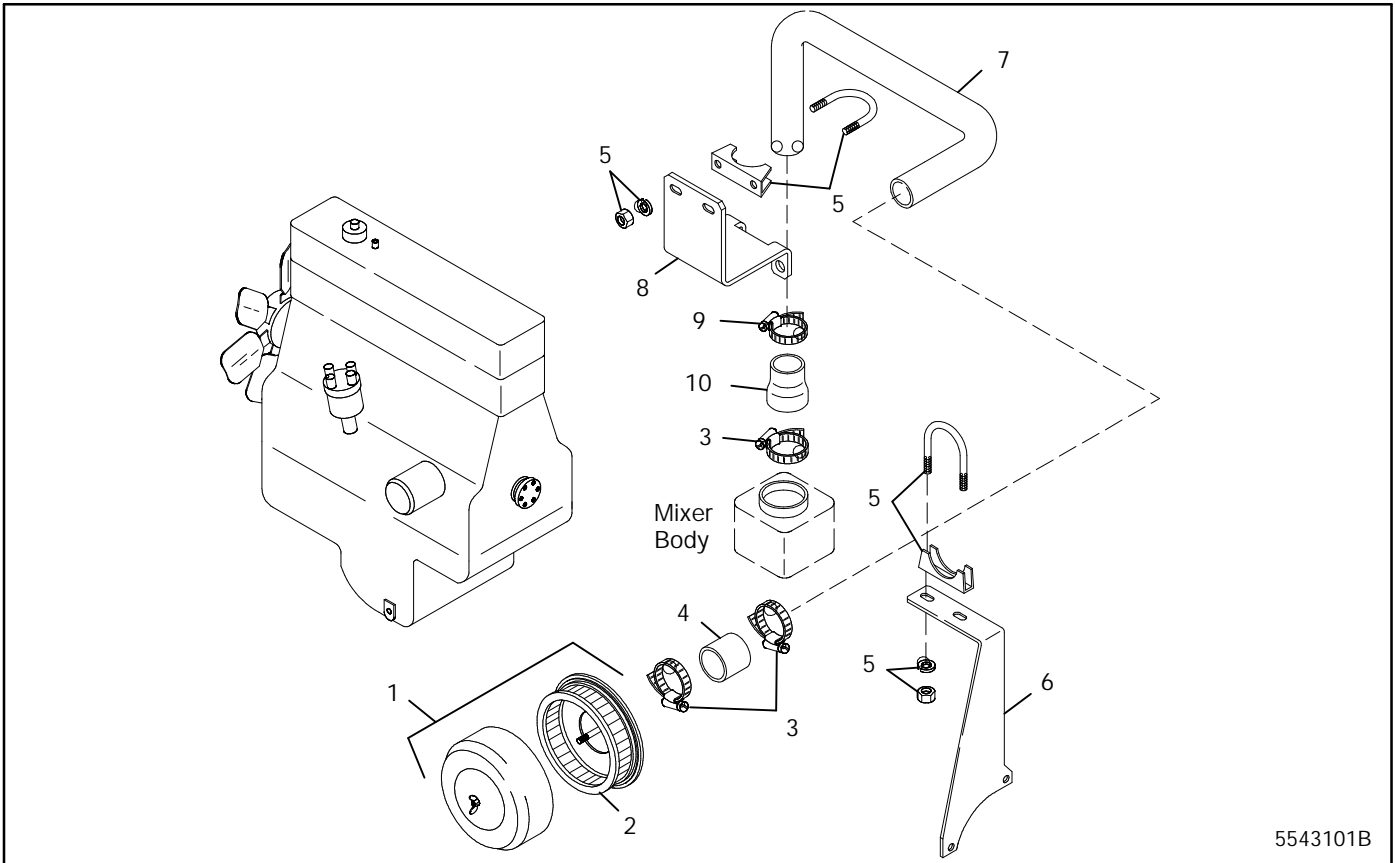
| Item | Part Number | Description | Quantity | | | | | |
|------|-------------|--------------------------------------|---------------|---|---|---|---|-------|
| | | | Variation No. | | | | | |
| | | | 1 | 3 | 5 | 6 | 8 | 179-3 |
| 1 | A-269441 | Air Cleaner (includes items 2 and 3) | 1 | 1 | 1 | | | |
| 1 | A-326315 | Air Cleaner (includes items 2 and 3) | | | | 1 | 1 | 1 |
| 2 | 254457 | Nut, wing | 1 | 1 | 1 | | | |
| 3 | 258423 | Element, air cleaner | 1 | 1 | 1 | 1 | 1 | 1 |
| 4 | X-426-10 | Clamp | 1 | | | | | 1 |
| 5 | X-426-10 | Clamp | | 2 | 2 | 2 | 2 | |
| 6 | 256870 | Hose, molded | 1 | 1 | 1 | | | |
| 6 | 326326 | Hose | | | | 1 | | |
| 6 | 326860 | Hose | | | | | 1 | |

Modular Spec Cross-Reference Table

Some modular generator specs listed in the specification number index require an air cleaner kit. Refer to the generator set nameplate to identify the air cleaner kit number installed on your generator set. Use the following table to identify the equivalent variation number. The kit's parts list matches the parts list for the equivalent variation number.

| Air Cleaner Kit | Equivalent Variation Number |
|-----------------|-----------------------------|
| 326878 | 8 |

Group 101: Air Intake, continued

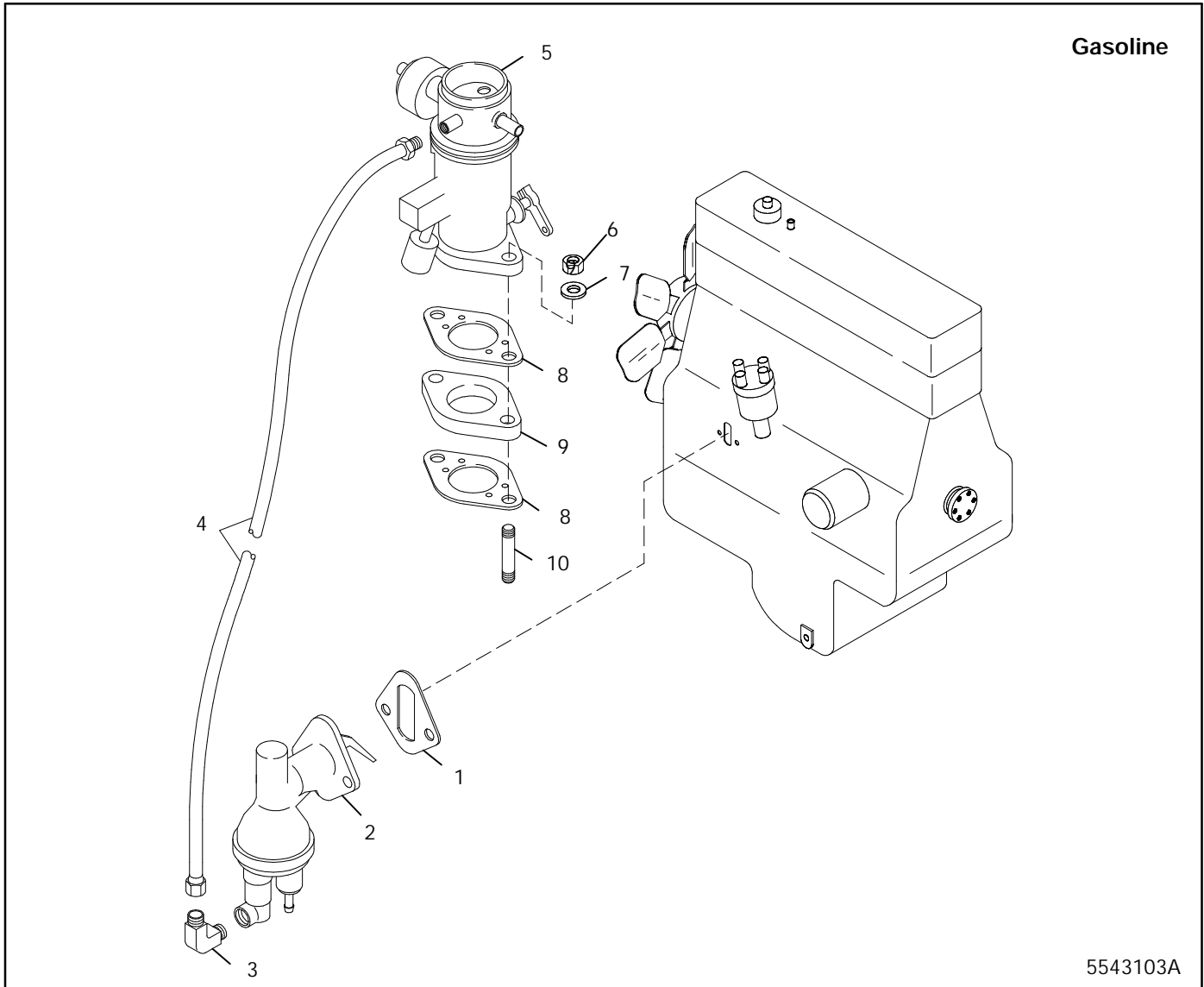


5543101B

| Item | Part Number | Description | Quantity | |
|------|-------------|--|----------|---|
| | | | 2 | 4 |
| 1 | 258883 | Air Cleaner (includes item 2) | 1 | |
| 1 | A-273699 | Air Cleaner Assembly | | 1 |
| 2 | 254471 | Element, air cleaner | 1 | |
| 2 | 253107 | Element, air cleaner | | 1 |
| 3 | 250081 | Clamp, hose | 3 | |
| 3 | X-426-1 | Clamp, hose, 2 17/32-3 7/8 | | 1 |
| 4 | X-424-2 | Hose | 1 | |
| 5 | X-722-2 | Clamp, U | 2 | |
| 5 | 286283 | Clamp, U | | 1 |
| 6 | 258293 | Bracket, air cleaner | 1 | |
| 6 | 326108 | Bracket, air cleaner | | 1 |
| 6 | X-284-23 | Grommet (not shown) | | 1 |
| 6 | X-6050-2 | Screw, hex head (not shown, fastens bracket to engine) | | 2 |
| 6 | X-400-170 | Spacer (not shown) | | 2 |
| 7 | 258860 | Tube, air intake (steel) | 1 | |
| 7 | 326107 | Hose, air intake | | 1 |
| 8 | 258867 | Bracket, intake | 1 | |
| 9 | X-426-6 | Clamp, hose | 1 | |
| 9 | X-426-2 | Clamp, hose | | 1 |
| 10 | 258872 | Hose, step | 1 | |

Group 103: Fuel System

Gasoline

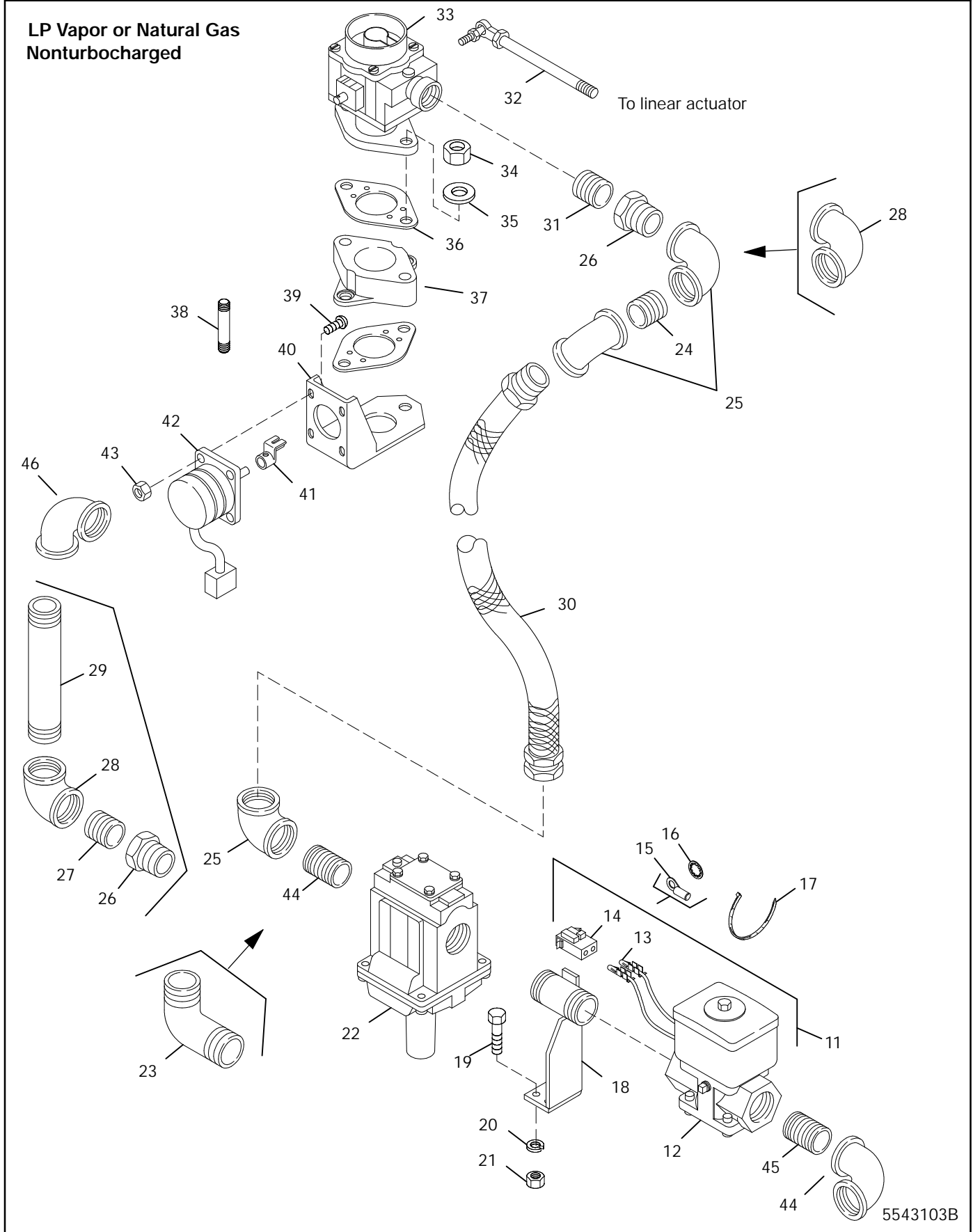


5543103A

| Item | Part Number | Description | Quantity |
|------|-------------|----------------------|------------|
| | | | Var. No. 1 |
| 1 | 246058 | Gasket, fuel pump | 1 |
| 2 | 255243 | Pump, fuel | 1 |
| 3 | X-447-4 | Elbow | 1 |
| 4 | 254493 | Fuel Line, flexible | 1 |
| 5 | 255245 | Carburetor, gasoline | 1 |
| 6 | X-6053-2 | Nut, hex | 2 |
| 7 | X-22-5 | Washer, lock | 2 |
| 8 | 280007 | Gasket, carburetor | 2 |
| 9 | 255595 | Spacer | 1 |
| 10 | X-6054-6 | Stud | 2 |

Group 103: Fuel System, continued

LP Vapor or Natural Gas
Nonturbocharged

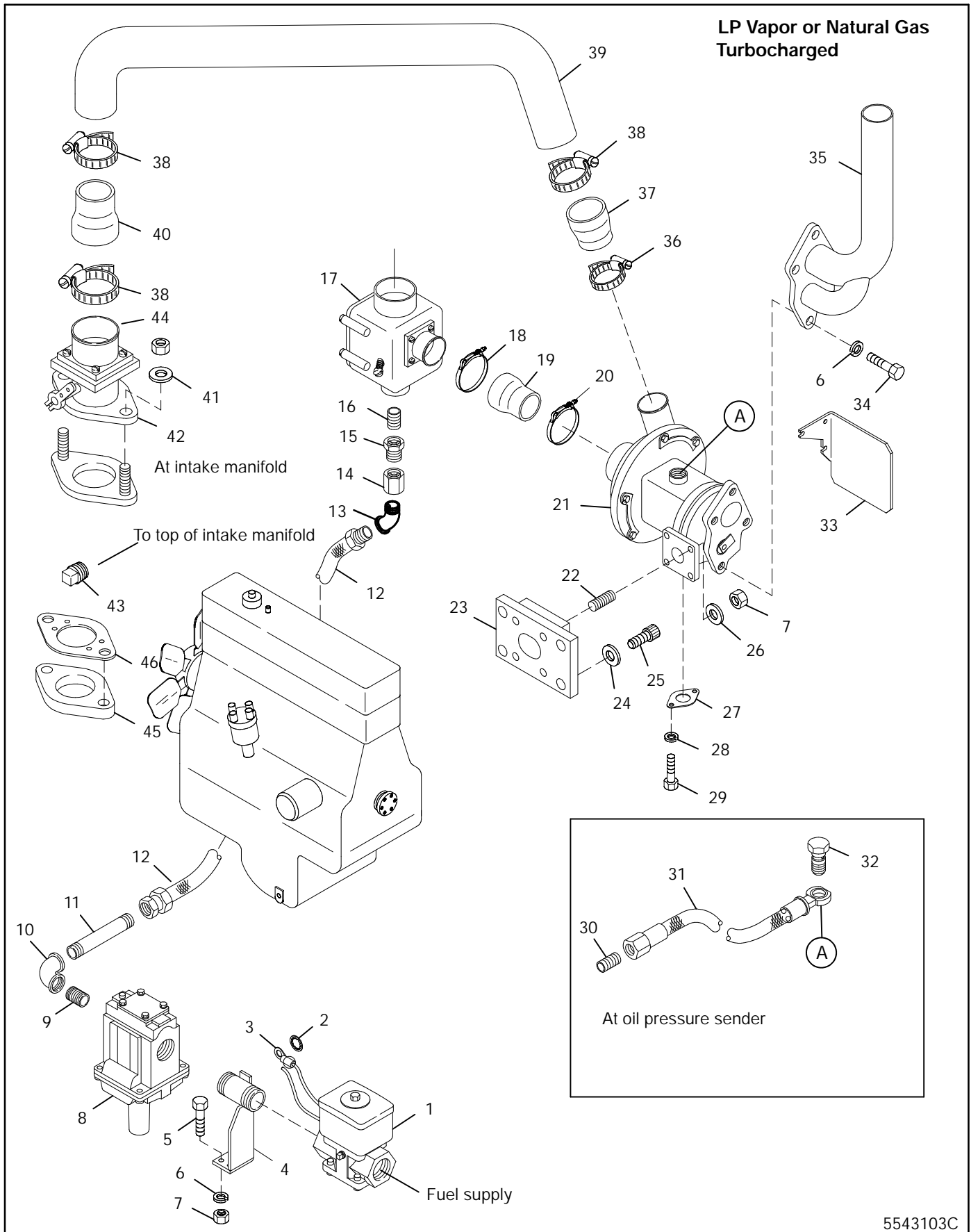


Group 103: Fuel System, continued

| Item | Part Number | Description | Quantity | | | | | | | |
|------|-------------|---|---------------|---|---|----|----|----|----|-------|
| | | | Variation No. | | | | | | | |
| | | | 2 | 6 | 9 | 10 | 17 | 18 | 20 | 179-7 |
| 11 | 254859 | Valve Assembly, gas (includes items 12-14) | | 1 | | 1 | | 1 | 1 | |
| 12 | 244621 | Valve, gas | 1 | | 1 | | 1 | | | |
| 12 | 326223 | Valve, gas | | 1 | | 1 | | 1 | 1 | 1 |
| 13 | 241618 | Terminal | | 2 | | 2 | | | | |
| 14 | 292371 | Connector, jack | | 1 | | 1 | | | | |
| 15 | X-283-6 | Terminal | 1 | | 1 | | | | | |
| 15 | X-283-32 | Terminal | | | | | 1 | | | |
| 16 | X-22-14 | Washer, shakeproof, 3/8 in. | 1 | | 1 | | | | | |
| 16 | X-22-15 | Washer, lock | | | | | 1 | | | |
| 17 | X-468-1 | Tie, cable | | 1 | | 1 | | | | |
| 18 | 254456 | Bracket, fuel valve | 1 | 1 | 1 | 1 | 1 | 1 | 1 | 1 |
| 19 | # | Screw, HC, 5/16-18 | 2 | 2 | 2 | 2 | 2 | 2 | 2 | |
| 20 | # | Washer, lock, 5/16 in. | 2 | 2 | 2 | 2 | 2 | 2 | 2 | |
| 21 | X-82-2 | Nut, hex, 5/16 | 2 | 2 | 2 | 2 | 2 | 2 | 2 | |
| 22 | 291259 | Regulator, pressure | 1 | 1 | 1 | 1 | 1 | 1 | 1 | 1 |
| 23 | X-447-16 | Elbow | | 1 | | 1 | | | | |
| 24 | X-206-9 | Nipple, pipe | | | 1 | | | | | |
| 24 | X-209-2 | Nipple, pipe | | | | | | 1 | 1 | |
| 25 | X-215-2 | Elbow, pipe | | | 3 | | 3 | | | |
| 26 | X-202-23 | Bushing, reducer | 1 | | 1 | | 1 | | | |
| 26 | X-202-41 | Bushing, reducer | | | | | | 1 | 1 | 1 |
| 26 | X-203-15 | Tee, pipe, 3/8 x 3/8 (not shown) | | 1 | | | | | | |
| 26 | X-75-2 | Plug, pipe (not shown) | | 1 | | | | | | |
| 27 | X-204-8 | Nipple, pipe | 1 | | | | 1 | | | |
| 27 | X-206-9 | Nipple, pipe | | | | | | | | 1 |
| 28 | X-215-9 | Elbow | 1 | 1 | | 1 | | | | |
| 28 | X-215-1 | Elbow | | | | | | 1 | 1 | |
| 28 | X-215-5 | Elbow | | | | | | | | 1 |
| 29 | X-204-17 | Nipple, pipe | 1 | | | | | | | |
| 30 | X-504-12 | Fuel Line, flexible | 1 | | | | | | | |
| 30 | 225160 | Fuel Line, flexible | | 1 | | 1 | | | | |
| 30 | X-504-18 | Fuel Line, flexible | | | 1 | | | | | |
| 30 | 276395 | Fuel Line, flexible | | | | | 1 | | | 1 |
| 30 | 326603 | Fuel Line, flexible | | | | | | 1 | 1 | |
| 31 | X-204-9 | Nipple, pipe | 1 | 1 | 1 | 1 | 1 | | | |
| 31 | X-209-2 | Nipple, pipe | | | | | | 1 | 1 | |
| 31 | X-209-3 | Nipple, pipe | | | | | | | | 1 |
| 32 | X-352-86 | Stud | | 1 | | | | | | |
| 33 | 255239 | Carburetor | 1 | | | | | | | |
| 33 | 254983 | Carburetor | | 1 | 1 | | 1 | | | |
| 33 | 226459 | Carburetor | | | | 1 | | | | |
| 33 | A-326319 | Carburetor | | | | | | 1 | 1 | |
| 33 | A-326593 | Carburetor | | | | | | | | 1 |
| 34 | X-6053-2 | Nut, hex | 2 | 2 | 2 | 2 | | | | |
| 35 | X-22-5 | Washer, lock | 2 | 2 | 2 | 2 | | | | |
| 36 | 280007 | Gasket, carburetor | 1 | 1 | 1 | 1 | 1 | | | |
| 37 | 255595 | Spacer | 1 | 1 | 1 | 1 | 1 | | | |
| 38 | X-6054-6 | Stud | 2 | 2 | 2 | 2 | | | | |
| 38 | X-6050-4 | Screw | | | | | | 2 | 2 | |
| 39 | X-50-8 | Screw, RHM | | | | 4 | | | | |
| 40 | 226464 | Bracket, stepper motor | | | | 1 | | | | |
| 41 | 226395 | Coupling, governor | | | | 1 | | | | |
| 42 | A-226460 | Actuator Assembly | | | | 1 | | | | |
| 43 | # | Nut, hex, #10-24 | | | | 1 | | | | |
| 43 | 258558 | Tag, instruction (not shown) | | | | | | | | |
| 44 | X-215-2 | Elbow, pipe, 3/4 in. | | | | | | | | 1 |
| 45 | X-206-9 | Nipple, pipe | | | | | | | | 1 |
| 46 | X-225-8 | Elbow, 45°, 3/4 in. | | | | | | 1 | 1 | 1 |

Common hardware; procure locally.

Group 103: Fuel System, continued



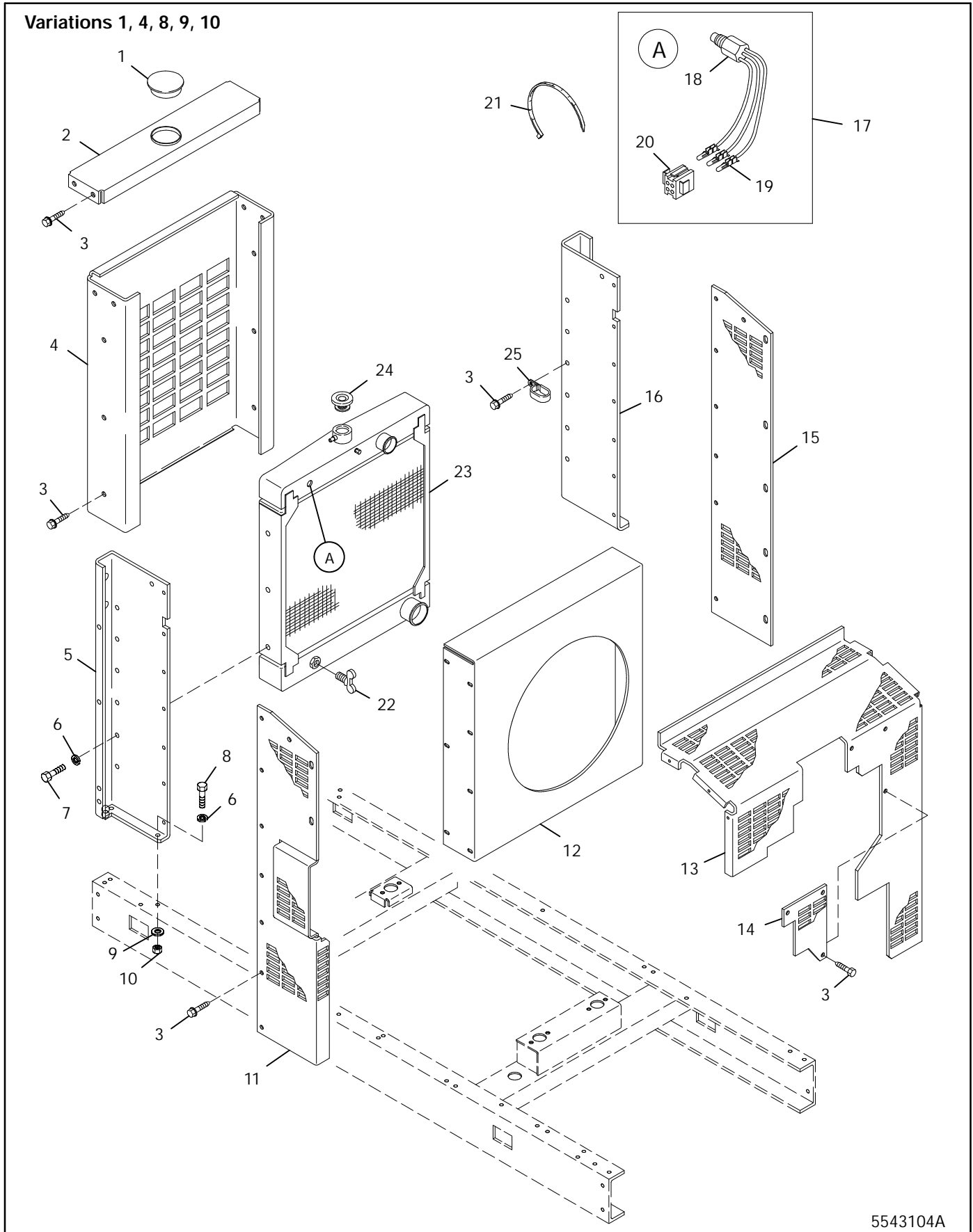
5543103C

Group 103: Fuel System, continued

| Item | Part Number | Description | Quantity | | | | | |
|------|-------------|------------------------------|---------------|---|---|---|----|----|
| | | | Variation No. | | | | | |
| | | | 3 | 4 | 7 | 8 | 15 | 16 |
| 1 | 244621 | Valve, gas | 1 | | | | | |
| 2 | X-22-14 | Washer, shakeproof | 1 | 1 | 1 | 1 | | |
| 2 | X-22-15 | Washer, shakeproof | | | | | 1 | 1 |
| 3 | X-283-6 | Terminal | 1 | 1 | 1 | 1 | | |
| 3 | X-283-32 | Terminal | | | | | 1 | 1 |
| 4 | 254456 | Bracket, fuel valve | 1 | 1 | 1 | 1 | 1 | 1 |
| 5 | X-125-3 | Screw, HC | 2 | 2 | 2 | 2 | 2 | 2 |
| 6 | X-21-1 | Washer, lock | 6 | 6 | 6 | 6 | 6 | 6 |
| 7 | X-82-2 | Nut, hex | 6 | 6 | 6 | 6 | 6 | 6 |
| 8 | 291259 | Regulator, pressure | 1 | 1 | 1 | 1 | 1 | 1 |
| 9 | X-206-9 | Nipple, pipe | 1 | 1 | 1 | 1 | | |
| 9 | X-206-4 | Nipple, pipe | | | | | 1 | 1 |
| 10 | X-215-2 | Elbow, pipe | 1 | 1 | 1 | 1 | 1 | 1 |
| 11 | X-206-4 | Nipple, pipe | 1 | 1 | 1 | 1 | | |
| 12 | X-504-18 | Fuel Line, flexible | 1 | 1 | 1 | 1 | | |
| 12 | 276395 | Fuel Line, flexible | | | | | 1 | 1 |
| 13 | X-274-2 | Elbow | 1 | 1 | 1 | 1 | 1 | 1 |
| 14 | X-216-13 | Coupling, pipe | 1 | 1 | 1 | 1 | 1 | 1 |
| 14 | 276389 | Bracket, support (not shown) | | | | | 1 | 1 |
| 14 | X-297-1 | Bolt, U (not shown) | | | | | 1 | 1 |
| 14 | X-6051-3 | Screw, HC (not shown) | | | | | 2 | 2 |
| 15 | 153659 | Bushing, reducer | 1 | 1 | 1 | 1 | | |
| 15 | X-202-41 | Bushing, reducer | | | | | 1 | 1 |
| 16 | X-209-2 | Nipple, pipe | 1 | 1 | 1 | 1 | 1 | 1 |
| 17 | A-258278 | Body, mixer (natural gas) | | 1 | | 1 | | |
| 17 | A-326112 | Body, mixer | | | | | 1 | |
| 17 | A-326137 | Body, mixer (LP vapor) | 1 | | 1 | | | 1 |
| 18 | 249887 | Clamp, hose | 1 | 1 | 1 | 1 | 1 | 1 |
| 19 | 258875 | Hose, step | 1 | 1 | 1 | 1 | 1 | 1 |
| 20 | 249888 | Clamp, hose | 1 | 1 | 1 | 1 | 1 | 1 |
| 21 | 258490 | Turbocharger | 1 | 1 | 1 | 1 | 1 | 1 |
| 22 | X-352-65 | Stud | 4 | 4 | 4 | 4 | 4 | 4 |
| 23 | 258866 | Adapter, turbocharger | 1 | 1 | 1 | 1 | 1 | 1 |
| 24 | X-25-28 | Washer, plain | 4 | 4 | 4 | 4 | 4 | 4 |
| 25 | X-6055-3 | Screw, socket head | 4 | 4 | 4 | 4 | 4 | 4 |
| 26 | X-25-85 | Washer, flat | 4 | 4 | 4 | 4 | | |
| 27 | 258878 | Gasket, turbo oil | 1 | 1 | 1 | 1 | 1 | 1 |
| 28 | X-20-1 | Washer, lock | 2 | 2 | 2 | 2 | 2 | 2 |
| 29 | X-6049-2 | Screw, HC | 2 | 2 | 2 | 2 | 2 | 2 |
| 30 | X-296-5 | Connector | 1 | | | | 1 | 1 |
| 31 | 258492 | Oil Line, feed | 1 | 1 | 1 | 1 | 1 | 1 |
| 32 | 255628 | Bolt, banjo | 1 | 1 | 1 | 1 | 1 | 1 |
| 33 | 276258 | Shield, heat | 1 | 1 | 1 | 1 | 1 | 1 |
| 34 | X-6050-3 | Screw, HC | 4 | 4 | 4 | 4 | 4 | 4 |
| 35 | 258876 | Pipe, turbo discharge | 1 | 1 | 1 | 1 | 1 | 1 |
| 36 | X-426-8 | Clamp, hose | 1 | 1 | 1 | 1 | 1 | 1 |
| 37 | 258868 | Hose, step | 1 | 1 | 1 | 1 | 1 | 1 |
| 38 | X-426-4 | Clamp, hose | 3 | 3 | 3 | 3 | 3 | 3 |
| 38 | 258869 | Tube, turbo crossover | 1 | 1 | 1 | 1 | 1 | 1 |
| 40 | 258874 | Hose, step | 1 | 1 | 1 | 1 | 1 | 1 |
| 41 | X-22-5 | Washer, lock | 2 | 2 | 2 | 2 | | |
| 42 | A-256412 | Body, throttle | | | 1 | 1 | | |
| 42 | A-258494 | Body, throttle | 1 | 1 | | | | |
| 42 | A-326138 | Body, throttle | | | | | 1 | 1 |
| 43 | X-75-2 | Plug, pipe | 2 | 2 | 2 | 2 | 2 | 2 |
| 44 | 326114 | Adapter, throttle body | | | | | 1 | 1 |
| 45 | 255595 | Spacer | | | | | 1 | 1 |
| 46 | 280007 | Gasket, carburetor | | | | | 1 | 1 |
| 46 | 258558 | Tag, instruction (not shown) | 3 | 4 | | | 1 | 1 |

Group 104: Cooling System

Variations 1, 4, 8, 9, 10



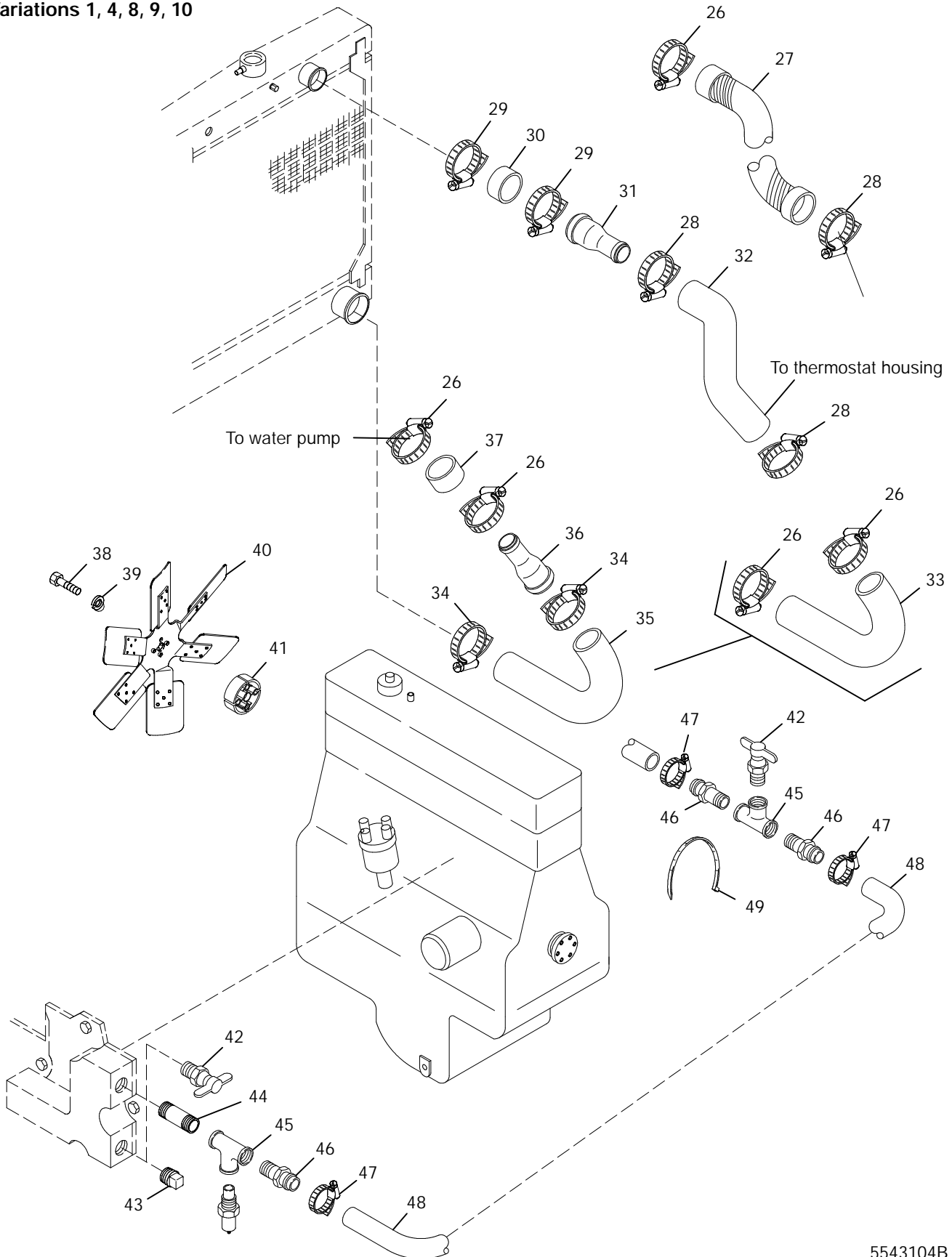
5543104A

Group 104: Cooling System

| Item | Part Number | Description | Quantity | | | | |
|------|-------------|--|---------------|----|----|----|----|
| | | | Variation No. | | | | |
| | | | 1 | 4 | 8 | 9 | 10 |
| 1 | 253268 | Plug | 1 | 1 | 1 | 1 | 1 |
| 2 | 253071 | Cover, radiator | 1 | 1 | 1 | 1 | 1 |
| 3 | X-794-1 | Screw, drill | 28 | 34 | 34 | 28 | 32 |
| 4 | 255203 | Shroud, radiator | 1 | | | 1 | 1 |
| 4 | 255036 | Shroud, radiator | | 1 | 1 | | |
| 5 | 255201 | Support, radiator (left) | 1 | | | 1 | 1 |
| 5 | 253539 | Support, radiator (left) | | 1 | 1 | | |
| 6 | X-21-1 | Washer, lock | 10 | 12 | 12 | 10 | 10 |
| 7 | X-125-23 | Screw, HC | 4 | 6 | 6 | 4 | 4 |
| 8 | X-125-3 | Screw, HC | 6 | 6 | 6 | 6 | 6 |
| 9 | X-25-85 | Washer, plain | 6 | 6 | 6 | 6 | 6 |
| 10 | X-82-2 | Nut, hex | 6 | 6 | 6 | 6 | 6 |
| 11 | 255267 | Guard, fan (LS) | 1 | | | 1 | 1 |
| 11 | 258865 | Guard, fan (LS) | | 1 | 1 | | |
| 12 | 255233 | Shroud, fan | 1 | | | | 1 |
| 12 | 258862 | Shroud, fan | | 1 | 1 | | |
| 12 | 276184 | Shroud, fan | | | | 1 | |
| 13 | 255268 | Guard, fan (top) | 1 | | | 1 | |
| 13 | 258864 | Guard, fan (top) | | 1 | | | |
| 13 | 254418 | Guard, fan (top) | | | | | 1 |
| 13 | 254980 | Guard, fan (top) | | | 1 | | |
| 14 | 276352 | Plate, cover | | | | | 1 |
| 15 | 276203 | Guard, fan (RS) | 1 | | | 1 | 1 |
| 15 | 276204 | Guard, fan (RS) | | 1 | 1 | | |
| 16 | 253538 | Support, radiator (right) | | 1 | 1 | | |
| 16 | 255202 | Support, radiator (right) | 1 | | | 1 | 1 |
| 17 | 273404 | Switch Assembly, coolant level (includes items 18-20) | | | 1 | 1 | |
| 18 | 273520 | Sensor, low coolant | | | 1 | 1 | |
| 19 | 239516 | Pin | | | 1 | 1 | |
| 20 | 239411 | Connector, jack | | | 1 | 1 | |
| 21 | X-468-1 | Tie, cable | 1 | | 2 | | 2 |
| 22 | X-256-3 | Valve, drain | 1 | 1 | 1 | 1 | 1 |
| 23 | A-258504 | Radiator Assembly (includes 7 psi cap) | 1 | | | | 1 |
| 23 | A-255604 | Radiator Assembly (includes 14 psi cap) | | 1 | 1 | | |
| 23 | A-276185 | Radiator Assembly | | | | 1 | |
| 24 | 244366 | Cap, radiator (7 psi) | 1 | | | | 1 |
| 24 | 244365 | Cap, radiator (14 psi) | | 1 | 1 | | |
| 25 | X-672-10 | Clamp | | | | | 1 |
| 26 | X-426-4 | Clamp, hose | 3 | 2 | 2 | 3 | 3 |
| 27 | 255237 | Hose, radiator (upper) | 2 | | | 2 | 2 |
| 28 | X-426-8 | Clamp, hose | 1 | 2 | 2 | 1 | 1 |
| 29 | X-426-6 | Clamp, hose | | | 2 | 2 | |
| 30 | X-311-9 | Hose, radiator | | 1 | 1 | | |
| 31 | 259492 | Adapter, water hose | | 1 | 1 | | |
| 32 | 258859 | Hose, radiator (upper) | | 1 | 1 | | |
| 33 | 276186 | Hose, radiator (lower) | 1 | | | 1 | 1 |
| 34 | 250081 | Clamp, hose | | 2 | 2 | | |
| 35 | 258858 | Hose, radiator (upper) | | 1 | 1 | | |
| 36 | 258871 | Adapter, hose | | 1 | 1 | | |
| 37 | X-304-14 | Hose | | 1 | 1 | | |
| 38 | X-6068-4 | Screw, HC | 4 | 4 | 4 | 4 | 4 |
| 39 | X-801-4 | Washer, hardened | 4 | 4 | 4 | | 4 |
| 40 | 276101 | Fan | 1 | 1 | 1 | | |
| 41 | 276102 | Spacer, pulley to fan | 1 | 1 | 1 | | 1 |
| 42 | X-256-1 | Valve, drain | 1 | 1 | 1 | 1 | 1 |
| 43 | X-75-10 | Plug, pipe | 1 | | | 1 | 1 |
| 44 | X-204-6 | Nipple, pipe | 1 | | 1 | | 1 |
| 44 | X-204-9 | Nipple, pipe | | | | 1 | |
| 45 | X-203-15 | Tee | 1 | | 1 | 1 | 1 |
| 46 | X-582-9 | Connector, hose | 2 | | 1 | | |
| 47 | X-426-10 | Clamp, hose | | | | 2 | 2 |
| 48 | X-651-19 | Hose | 1 | 1 | 1 | 1 | 1 |
| 49 | X-468-2 | Tie, cable | | | 2 | | |

Group 104: Cooling System, continued

Variations 1, 4, 8, 9, 10



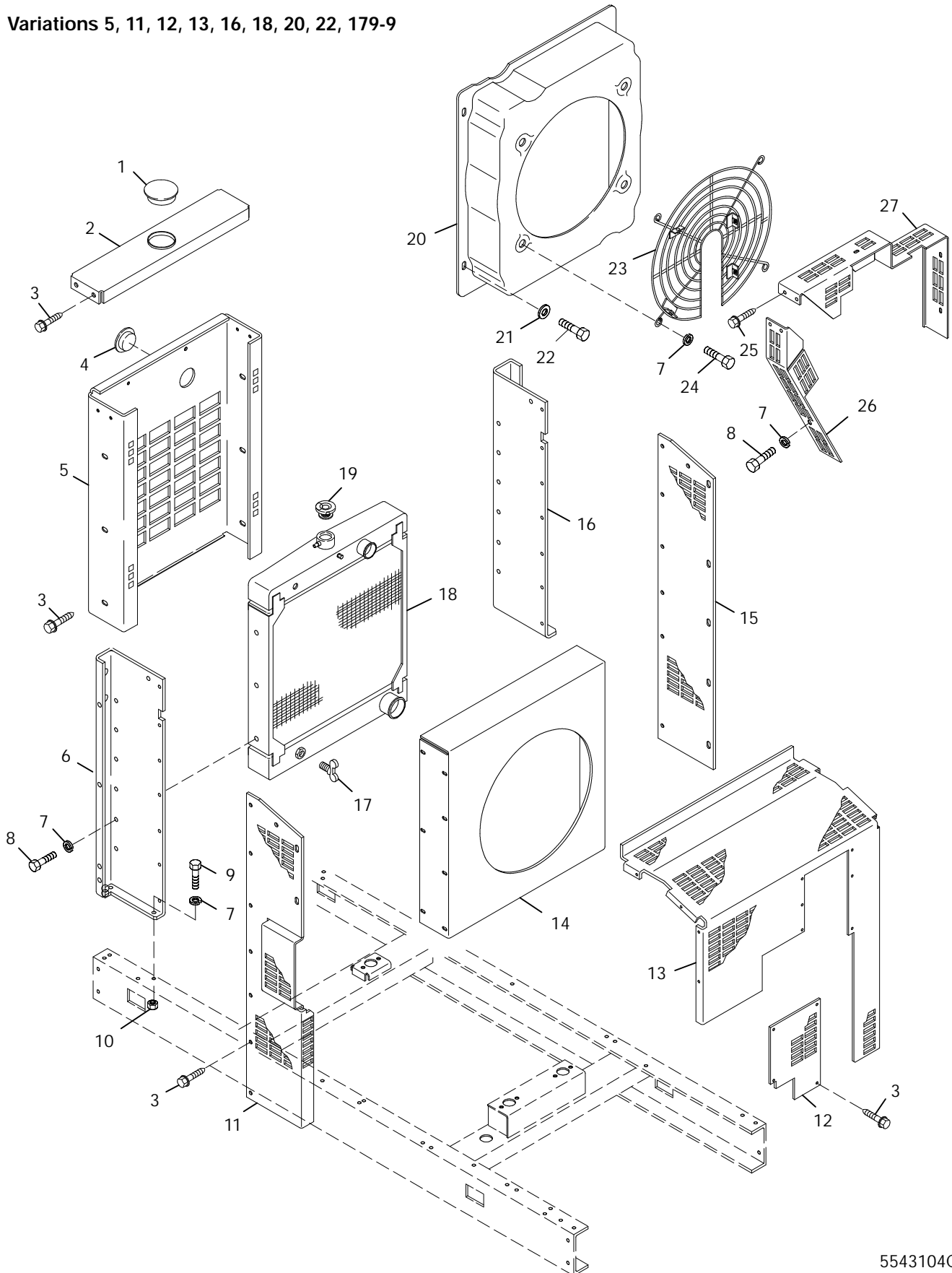
5543104B

Group 104: Cooling System, continued

| Item | Part Number | Description | Quantity | | | | |
|------|-------------|--|---------------|----|----|----|----|
| | | | Variation No. | | | | |
| | | | 1 | 4 | 8 | 9 | 10 |
| 1 | 253268 | Plug | 1 | 1 | 1 | 1 | 1 |
| 2 | 253071 | Cover, radiator | 1 | 1 | 1 | 1 | 1 |
| 3 | X-794-1 | Screw, drill | 28 | 34 | 34 | 28 | 32 |
| 4 | 255203 | Shroud, radiator | 1 | | | 1 | 1 |
| 4 | 255036 | Shroud, radiator | | 1 | 1 | | |
| 5 | 255201 | Support, radiator (left) | 1 | | | 1 | 1 |
| 5 | 253539 | Support, radiator (left) | | 1 | 1 | | |
| 6 | X-21-1 | Washer, lock | 10 | 12 | 12 | 10 | 10 |
| 7 | X-125-23 | Screw, HC | 4 | 6 | 6 | 4 | 4 |
| 8 | X-125-3 | Screw, HC | 6 | 6 | 6 | 6 | 6 |
| 9 | X-25-85 | Washer, plain | 6 | 6 | 6 | 6 | 6 |
| 10 | X-82-2 | Nut, hex | 6 | 6 | 6 | 6 | 6 |
| 11 | 255267 | Guard, fan (LS) | 1 | | | 1 | 1 |
| 11 | 258865 | Guard, fan (LS) | | 1 | 1 | | |
| 12 | 255233 | Shroud, fan | 1 | | | | 1 |
| 12 | 258862 | Shroud, fan | | 1 | 1 | | |
| 12 | 276184 | Shroud, fan | | | | 1 | |
| 13 | 255268 | Guard, fan (top) | 1 | | | 1 | |
| 13 | 258864 | Guard, fan (top) | | 1 | | | |
| 13 | 254418 | Guard, fan (top) | | | | | 1 |
| 13 | 254980 | Guard, fan (top) | | | 1 | | |
| 14 | 276352 | Plate, cover | | | | | 1 |
| 15 | 276203 | Guard, fan (RS) | 1 | | | 1 | 1 |
| 15 | 276204 | Guard, fan (RS) | | 1 | 1 | | |
| 16 | 253538 | Support, radiator (right) | | 1 | 1 | | |
| 16 | 255202 | Support, radiator (right) | 1 | | | 1 | 1 |
| 17 | 273404 | Switch Assembly, coolant level (includes items 18-20) | | | 1 | 1 | |
| 18 | 273520 | Sensor, low coolant | | | 1 | 1 | |
| 19 | 239516 | Pin | | | 1 | 1 | |
| 20 | 239411 | Connector, jack | | | 1 | 1 | |
| 21 | X-468-1 | Tie, cable | 1 | | 2 | | 2 |
| 22 | X-256-3 | Valve, drain | 1 | 1 | 1 | 1 | 1 |
| 23 | A-258504 | Radiator Assembly (includes 7 psi cap) | 1 | | | | 1 |
| 23 | A-255604 | Radiator Assembly (includes 14 psi cap) | | 1 | 1 | | |
| 23 | A-276185 | Radiator Assembly | | | | 1 | |
| 24 | 244366 | Cap, radiator (7 psi) | 1 | | | | 1 |
| 24 | 244365 | Cap, radiator (14 psi) | | 1 | 1 | | |
| 25 | X-672-10 | Clamp | | | | | 1 |
| 26 | X-426-4 | Clamp, hose | 3 | 2 | 2 | 3 | 3 |
| 27 | 255237 | Hose, radiator (upper) | 2 | | | 2 | 2 |
| 28 | X-426-8 | Clamp, hose | 1 | 2 | 2 | 1 | 1 |
| 29 | X-426-6 | Clamp, hose | | | 2 | 2 | |
| 30 | X-311-9 | Hose, radiator | | 1 | 1 | | |
| 31 | 259492 | Adapter, water hose | | 1 | 1 | | |
| 32 | 258859 | Hose, radiator (upper) | | 1 | 1 | | |
| 33 | 276186 | Hose, radiator (lower) | 1 | | | 1 | 1 |
| 34 | 250081 | Clamp, hose | | 2 | 2 | | |
| 35 | 258858 | Hose, radiator (upper) | | 1 | 1 | | |
| 36 | 258871 | Adapter, hose | | 1 | 1 | | |
| 37 | X-304-14 | Hose | | 1 | 1 | | |
| 38 | X-6068-4 | Screw, HC | 4 | 4 | 4 | 4 | 4 |
| 39 | X-801-4 | Washer, hardened | 4 | 4 | 4 | | 4 |
| 40 | 276101 | Fan | 1 | 1 | 1 | | |
| 41 | 276102 | Spacer, pulley to fan | 1 | 1 | 1 | | 1 |
| 42 | X-256-1 | Valve, drain | 1 | 1 | 1 | 1 | 1 |
| 43 | X-75-10 | Plug, pipe | 1 | | | 1 | 1 |
| 44 | X-204-6 | Nipple, pipe | 1 | | 1 | | 1 |
| 44 | X-204-9 | Nipple, pipe | | | | 1 | |
| 45 | X-203-15 | Tee | 1 | | 1 | 1 | 1 |
| 46 | X-582-9 | Connector, hose | 2 | | 1 | | |
| 47 | X-426-10 | Clamp, hose | | | | 2 | 2 |
| 48 | X-651-19 | Hose | 1 | 1 | 1 | 1 | 1 |
| 49 | X-468-2 | Tie, cable | | | 2 | | |

Group 104: Cooling System, continued

Variations 5, 11, 12, 13, 16, 18, 20, 22, 179-9



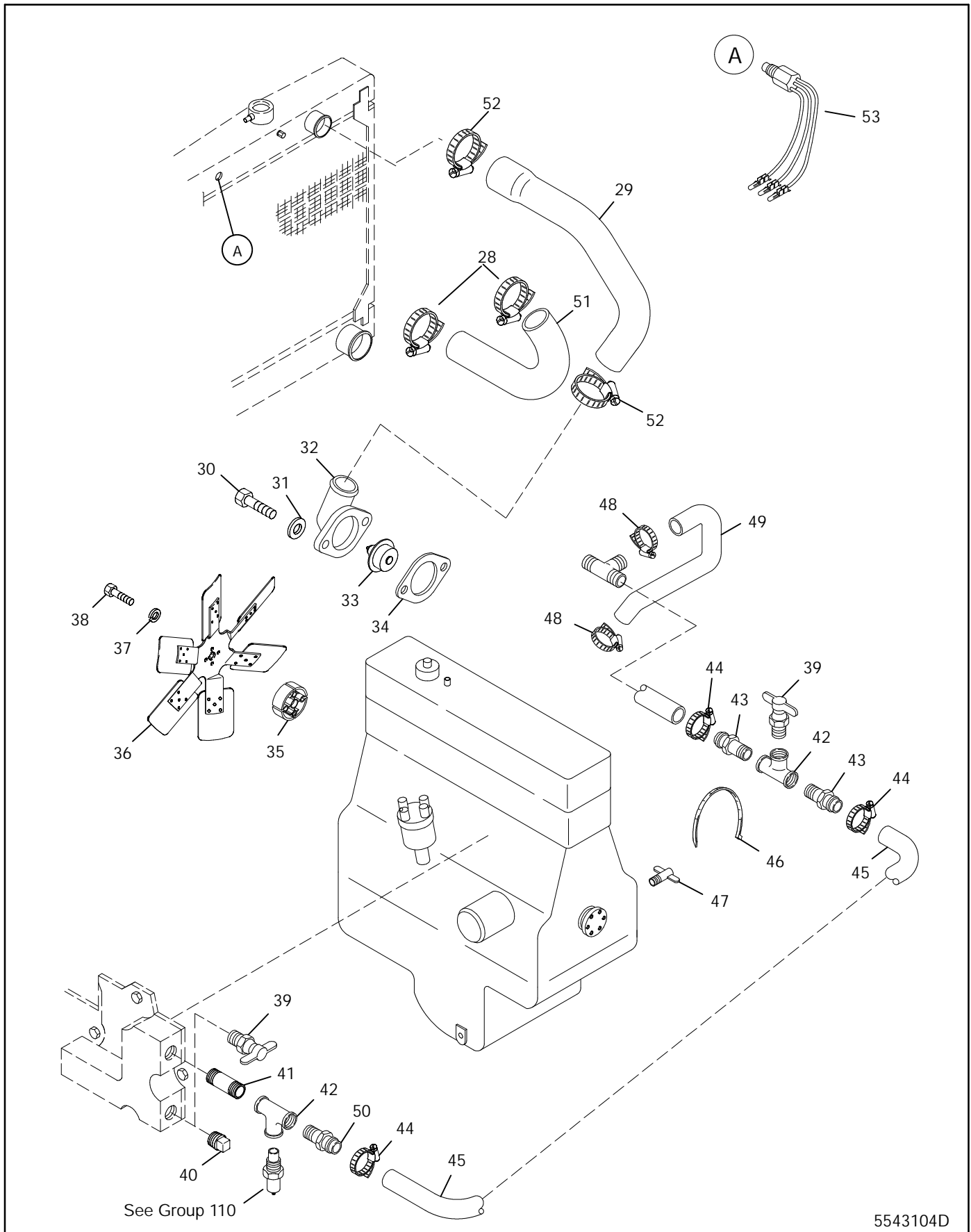
5543104C

Group 104: Cooling System, continued

| Item | Part Number | Description | Quantity | | | | | | | | |
|------|-------------|--------------------------------------|---------------|----|----|----|----|----|----|----|-------|
| | | | Variation No. | | | | | | | | |
| | | | 5 | 11 | 12 | 13 | 16 | 18 | 20 | 22 | 179-9 |
| 1 | 253268 | Plug | 1 | 1 | | | | | | | |
| 2 | 253071 | Cover, radiator | 1 | 1 | | | | | | | |
| 3 | X-794-1 | Screw, drill | 38 | 10 | | | | | | | |
| 3 | X-465-2 | Screw, 1/4-20 x 5/8 in. | | | 8 | 8 | | | | | |
| 4 | 254949 | Plug | 1 | 1 | | | | 1 | | 1 | |
| 5 | 254754 | Shroud, radiator | 1 | 1 | | | | | | | |
| 5 | 276491 | Shroud, radiator | | | 1 | 1 | | | | | |
| 5 | 326351 | Shroud, radiator | | | | | 1 | | 1 | | |
| 5 | 326436 | Shroud, radiator | | | | | | 1 | | 1 | |
| 5 | 360005 | Shroud, radiator | | | | | | | | | 1 |
| 6 | 253539 | Support, radiator (left) | 1 | | | | | | | | |
| 6 | 276305 | Support, radiator (left) | | 1 | | | | | | | |
| 6 | 276493 | Support, radiator (left) | | | 1 | 1 | | | | | |
| 6 | 326350 | Support, radiator (left) | | | | | 1 | | 1 | | |
| 6 | 326434 | Support, radiator (left) | | | | | | 1 | | 1 | |
| 6 | 326001 | Support, radiator (left) | | | | | | | | | 1 |
| 7 | # | Washer, lock, 5/16 in. | 16 | 16 | | | 16 | 16 | | | |
| 7 | X-400-170 | Spacer (not shown) | | 4 | | | | | | | |
| 8 | X-125-23 | Screw, HC | 6 | 6 | | | 6 | 6 | | | |
| 9 | # | Screw, HC, 5/16-18 | 6 | 6 | 6 | 6 | | | | | |
| 9 | # | Hardware, 3/8-16 | | | | | | | 8 | 8 | |
| 10 | # | Nut, hex, 5/16-18 | 6 | 6 | 6 | 6 | | | | | |
| 10 | # | Hardware, 3/8-16 | | | | | | | 8 | 8 | |
| 11 | 254981 | Guard, fan (LS) | 1 | | | | | | | | |
| 12 | 256860 | Guard, fan (LS) | 1 | | | | | | | | |
| 13 | 256843 | Guard, fan (top) | 1 | | | | | | | | |
| 14 | 258862 | Shroud, fan | 1 | | | | | | | | |
| 15 | 276204 | Guard, fan (RS) | 1 | | | | | | | | |
| 16 | 253538 | Support, radiator (right) | 1 | | | | | | | | |
| 16 | 276306 | Support, radiator (right) | | 1 | | | | | | | |
| 16 | 276492 | Support, radiator (right) | | | 1 | 1 | | | | | |
| 16 | 326349 | Support, radiator (right) | | | | | 1 | | 1 | | |
| 16 | 326435 | Support, radiator (right) | | | | | | 1 | | 1 | |
| 16 | 326002 | Support, radiator (right) | | | | | | | | | 1 |
| 16 | 273911 | Spacer, radiator support (not shown) | | | | | 1 | | 1 | | 1 |
| 17 | X-256-3 | Valve, drain | 1 | 1 | 1 | 1 | 1 | | 1 | 1 | 1 |
| 18 | A-256829 | Radiator Assembly (includes cap) | 1 | | | | | | | | |
| 18 | A-326021 | Radiator Assembly (includes cap) | | | 1 | | | | | | |
| 18 | A-279304 | Radiator Assembly (includes cap) | | 1 | | 1 | | | | | |
| 18 | A-326023 | Radiator Assembly (includes cap) | | | | | 1 | | 1 | | 1 |
| 18 | A-326402 | Radiator Assembly (includes cap) | | | | | | 1 | | 1 | |
| 19 | 224365 | Cap, radiator (14 psi) | 1 | 1 | 1 | 1 | 1 | 1 | 1 | 1 | 1 |
| 19 | 224358 | Cap, radiator (7 psi) | 1 | 1 | 1 | 1 | 1 | 1 | 1 | 1 | 1 |
| 20 | 226334 | Shroud, fan | | 1 | 1 | 1 | | 1 | | 1 | |
| 20 | 324039 | Shroud, fan | | | | | 1 | | 1 | | 1 |
| 21 | X-25-73 | Washer, plain | | 4 | 4 | 4 | 4 | 4 | 4 | 4 | 4 |
| 21 | # | Washer, 1/4 in. | | | | | | | | | |
| 22 | X-465-2 | Screw, HC | | 4 | 4 | 4 | 4 | 4 | 4 | 4 | 4 |
| 23 | 226335 | Fan Guard, wire | 1 | | | | | | | | |
| 23 | 326106 | Fan Guard, wire | | 1 | 1 | 1 | | | | | |
| 23 | 326358 | Fan Guard, wire | | | | | 1 | | 1 | | |
| 23 | 326473 | Fan Guard, wire | | | | | | 1 | | 1 | |
| 23 | 326006 | Fan Guard, wire | | | | | | | | | 1 |
| 24 | X-125-23 | Screw, HC | | 4 | 4 | 4 | | 4 | | 4 | |
| 24 | # | Hardware, 5/16 in. | | | | | 4 | | 4 | | |
| 24 | X-6365-1 | Insert, threaded (not shown) | | | | | 4 | | 4 | | |
| 25 | X-6216-1 | Screw, hex crimplite | | 2 | 5 | 5 | 10 | 8 | 10 | 8 | 6 |
| 26 | 226420 | Guard, belt (bottom) | | 1 | | | | | | | |
| 26 | 326468 | Guard, belt (bottom) | | | | | 1 | 1 | 1 | 1 | |
| 26 | 326470 | Bracket, mounting (not shown) | | | | | 1 | 1 | 1 | 1 | |
| 26 | 326110 | Guard, belt (left) | | | 1 | 1 | | | | | |
| 26 | 326467 | Guard, belt (left) | | | | | 1 | | 1 | | |
| 26 | 326608 | Guard, belt (left) | | | | | | 1 | | 1 | |
| 26 | 326007 | Guard, belt (left) | | | | | | | | | 1 |
| 26 | 326109 | Guard, belt (right) | | | 1 | 1 | | | | | |
| 26 | 326686 | Guard, belt (right) | | | | | 1 | 1 | | 1 | |
| 26 | 326933 | Guard, belt (right) | | | | | | | 1 | | |
| 26 | 326008 | Guard, belt (right) | | | | | | | 1 | | 1 |
| 26 | 326469 | Bracket, mounting (not shown) | | | | | 1 | | 1 | | |
| 26 | 326685 | Bracket, mounting (not shown) | | | | | | 1 | | 1 | |

Common hardware; procure locally.

Group 104: Cooling System, continued



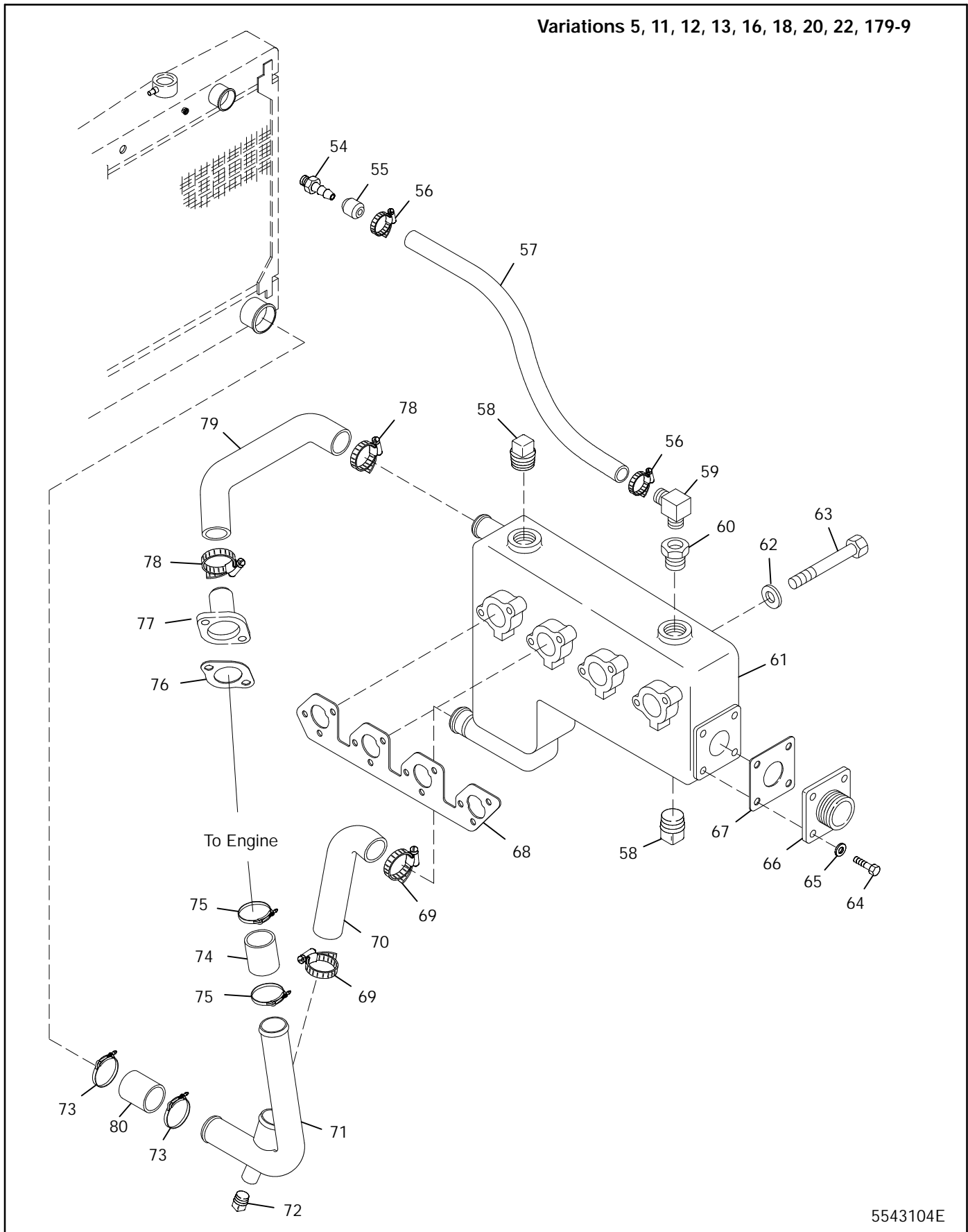
Group 104: Cooling System, continued

| Item | Part Number | Description | Quantity | | | | | | | | |
|------|-------------|-------------------------------|---------------|----|----|----|----|----|----|----|-------|
| | | | Variation No. | | | | | | | | |
| | | | 5 | 11 | 12 | 13 | 16 | 18 | 20 | 22 | 179-9 |
| 27 | 226419 | Guard, belt (top) | | 1 | | | | | | | |
| 27 | 326111 | Guard, belt (top) | | | 1 | 1 | | | | | |
| 27 | 326577 | Guard, belt (top) | | | | | 1 | 1 | 1 | 1 | |
| 27 | 326009 | Guard, belt (top) | | | | | | | | | 1 |
| 27 | 326449 | Bracket, mounting (not shown) | | | | | 1 | 1 | 1 | 1 | |
| 27 | 326144 | Bracket, mounting (not shown) | | | | | | | | | 1 |
| 28 | X-426-4 | Clamp, hose | 5 | 4 | 2 | 2 | 2 | 4 | 2 | 4 | 2 |
| 28 | X-426-6 | Clamp, hose | 1 | | | | | | | | |
| 29 | 254804 | Hose, upper radiator | 1 | | | | | | | | |
| 29 | 226406 | Hose, upper radiator | | 1 | | | | | | | |
| 29 | 276287 | Hose, upper radiator | | | 1 | 1 | | | | | |
| 29 | 326356 | Hose, upper radiator | | | | | 1 | | 1 | | |
| 29 | 326422 | Hose, upper radiator | | | | | | 1 | | 1 | |
| 29 | 326004 | Hose, upper radiator | | | | | | | | | 1 |
| 30 | X-125-5 | Screw, HC | 2 | 2 | | | | | 2 | | 2 |
| 31 | # | Washer, lock, 5/16 in. | 2 | 2 | | | | | 2 | | 2 |
| 32 | 254885 | Housing, thermostat | 1 | 1 | | | | 1 | | 1 | |
| 32 | 326863 | Housing, thermostat | | | | | | | 1 | | |
| 32 | 326014 | Housing, thermostat | | | | | | | | | 1 |
| 33 | 249930 | Thermostat | 1 | 1 | 1 | 1 | | 1 | | 1 | |
| 33 | 276162 | Thermostat | | | | | | | | | 1 |
| 34 | 229963 | Gasket, water outlet | 1 | 1 | | | | 1 | | 1 | |
| 34 | 276160 | Gasket, water outlet | | | | | | | | | 1 |
| 35 | 276102 | Spacer, pulley to fan | | | 1 | 1 | | | | | |
| 35 | 226404 | Spacer, fan | | 1 | | | | | 1 | 1 | |
| 35 | 326010 | Spacer, fan | | | | | | | | | 1 |
| 36 | 276101 | Fan | 1 | | | | | | | | |
| 36 | 226406 | Fan, radiator pusher | | 1 | | | | | | | |
| 36 | 276479 | Fan, pusher | | | 1 | | | 1 | | 1 | |
| 36 | 276387 | Fan, pusher | | | | 1 | | | | | |
| 36 | 326347 | Fan, pusher | | | | | 1 | | 1 | | |
| 36 | 326011 | Fan, pusher | | | | | | | | | 1 |
| 37 | X-801-4 | Washer, hardened | 4 | 4 | 4 | 4 | | | 4 | 4 | 4 |
| 38 | X-6068-4 | Screw, HC | 4 | 4 | | | | | | | |
| 38 | X-6050-16 | Screw, HC | | | | | | 4 | 4 | 4 | |
| 39 | X-256-1 | Valve, drain | 1 | 1 | 1 | 1 | 1 | | 1 | | |
| 40 | X-75-10 | Plug, pipe | 2 | | | | | | | | |
| 41 | X204-6 | Connector | 1 | | 1 | 1 | | | | | |
| 42 | X-203-15 | Tee | 2 | 2 | 2 | 2 | | | | | |
| 43 | X-582-9 | Connector, hose | | 2 | | | | | | | |
| 43 | X-582-2 | Connector, hose | | | | | 2 | 2 | | | |
| 44 | X-426-10 | Clamp | 2 | 2 | | | 2 | | 2 | | |
| 44 | X-426-18 | Clamp | | 4 | | | | | | | |
| 45 | X-651-15 | Hose | 1 | | | | | | | | |
| 45 | X-651-19 | Hose | | 1 | | | | | | | |
| 45 | X-691-39 | Hose | | | | | 1 | | 1 | | |
| 45 | 326610 | Bracket (not shown) | | | | | 1 | | 1 | | |
| 45 | X-397-6 | Clamp, U (not shown) | | | | | 1 | | 1 | | |
| 46 | X-468-1 | Tie, cable | | 3 | | | | | | | |
| 47 | X-256-3 | Valve, drain | 1 | 1 | | | | | | | |
| 48 | X-426-3 | Clamp, hose | | 6 | | | 2 | | 2 | | |
| 49 | X-312-4 | Hose | 1 | 1 | | | | | | | |
| 49 | 326395 | Hose | | | | | 1 | | 1 | | |
| 50 | X-582-9 | Connector, hose | | 1 | | | | | | | |
| 50 | X-391-30 | Elbow, hose | | | 1 | 1 | | | | | |
| 51 | 276288 | Hose, lower radiator | | | 1 | 1 | | | | | |
| 52 | X-426-8 | Clamp, hose | | | 2 | 2 | | | | | |
| 52 | X-426-4 | Clamp, hose | | | | | 1 | 1 | | | |
| 52 | X-426-6 | Clamp, hose | | | | | 1 | 1 | | | 2 |
| 53 | See chart | Switch, coolant level | | | 1 | 1 | | | | | |

Common hardware; procure locally.

Group 104: Cooling System, continued

Variations 5, 11, 12, 13, 16, 18, 20, 22, 179-9



5543104E

Group 104: Cooling System, continued

| Item | Part Number | Description | Quantity | | | | | | | | | |
|------|-------------|--|---------------|----|----|----|----|----|----|----|-------|---|
| | | | Variation No. | | | | | | | | | |
| | | | 5 | 11 | 12 | 13 | 16 | 18 | 20 | 22 | 179-9 | |
| 54 | X-380-4 | Connector, hose | 1 | 1 | | | | | | | | |
| 55 | 254922 | Orifice | 1 | 1 | | | | | | | | |
| 56 | X-426-9 | Clamp, hose | 2 | 2 | | | | | | | | |
| 56 | X-426-3 | Clamp, hose | | | | | | 2 | | | 2 | |
| 57 | X-386-34 | Line, flexible | 1 | 1 | | | | | | | | |
| 57 | X-312-4 | Line, flexible | | | | | | 1 | | | 1 | |
| 58 | X-75-42 | Plug, pipe | 2 | 2 | | | | 2 | | | | |
| 58 | X-75-48 | Plug, pipe | | | | | | | | | 1 | |
| 59 | X-391-3 | Connector, hose | 1 | 1 | | | | | | | | |
| 59 | X-209-2 | Nipple, pipe, 1/2 x 1 3/16 in. | | | | | | 1 | | | 1 | |
| 59 | X-207-1 | Pipe, cross, 1 in. | | | | | | 1 | | | 1 | |
| 59 | X-75-28 | Plug, pipe, 1/2 in. | | | | | | 1 | | | 1 | |
| 59 | X-256-5 | Valve Drain | | | | | | 1 | | | 1 | |
| 59 | X-582-1 | Connector, hose | | | | | | 1 | | | 1 | |
| 60 | AC-1459 | Bushing, reducer | 1 | 1 | | | | | | | | |
| 60 | 168848 | Bushing, reducer | | | | | | 1 | | | 1 | |
| 61 | 254686 | Manifold, exhaust | 1 | 1 | | | | | | | | |
| 61 | 326343 | Manifold, exhaust | | | | | 1 | | | 1 | | |
| 62 | X-801-3 | Washer, hardened | 8 | 8 | | | 8 | | | 8 | | |
| 63 | X-6051-11 | Screw, HC | 8 | 8 | | | | | | | | |
| 63 | X-6051-26 | Screw, HC | | | | | 8 | | | 8 | | |
| 64 | X-125-5 | Screw, HC | 4 | 4 | | | | | | 4 | 4 | |
| 65 | # | Washer, lock, 5/16 in. | 4 | 4 | | | | | | 4 | 4 | |
| 66 | 254692 | Flange, exhaust outlet | 1 | 1 | | | | 1 | | 1 | | |
| 67 | 249905 | Gasket, exhaust | 1 | 1 | | | | 1 | | 1 | | |
| 68 | 254923 | Gasket, exhaust manifold | 1 | 1 | | | | 1 | | 1 | | |
| 69 | X-426-4 | Clamp, hose | 2 | | | | | 2 | | | 2 | |
| 70 | 254803 | Hose, radiator | 1 | | | | | 1 | | | 1 | |
| 70 | 226418 | Hose, radiator | | | 1 | | | | | | | |
| 71 | 254802 | Tube, radiator | 1 | | | | | | | | | |
| 71 | 226405 | Tube, radiator outlet (see note below) | | 1 | | | | | | | | |
| 71 | 326357 | Tube, radiator outlet (see note below) | | | | | 1 | | | 1 | | |
| 71 | 226880 | Tube, radiator outlet (see note below) | | | | | | 1 | | | 1 | |
| 71 | 326003 | Tube, radiator outlet (see note below) | | | | | | | | | | 1 |
| 72 | X-75-10 | Plug, pipe | | 1 | | | | 1 | | | 1 | |
| 73 | 279604 | Clamp, hose | 2 | | | | | | | | | |
| 73 | 249888 | Clamp, hose | | 2 | | | | | | | | |
| 73 | X-426-4 | Clamp, hose | | | 2 | 2 | 1 | | | | | |
| 73 | X-426-6 | Clamp, hose | | | | | | 2 | | 2 | | |
| 74 | X-6014-46 | Hose, radiator | 1 | | | | | | | | | |
| 74 | X-304-2 | Hose | 1 | 2 | | | | 1 | | | 1 | |
| 75 | X-426-4 | Clamp, hose | 2 | | | | | | | | | |
| 75 | 249888 | Clamp, hose | | 2 | | | | | | | | |
| 75 | X-426-6 | Clamp, hose | | | | | 1 | 2 | | | 2 | |
| 76 | 256476 | Gasket, water outlet | 1 | 1 | | | 1 | | | | 1 | 2 |
| 77 | 326430 | Housing, thermostat | | | | | | 1 | | | 1 | |
| 78 | X-426-8 | Clamp, hose | 2 | 2 | | | | 2 | | | 2 | |
| 79 | 254805 | Hose, radiator | 1 | 1 | | | | | | | | |
| 79 | 326423 | Hose, radiator | | | | | | 1 | | | 1 | |
| 80 | X-304-11 | Hose, 6 in. | | | | | | 1 | | | 1 | |

Common hardware; procure locally.

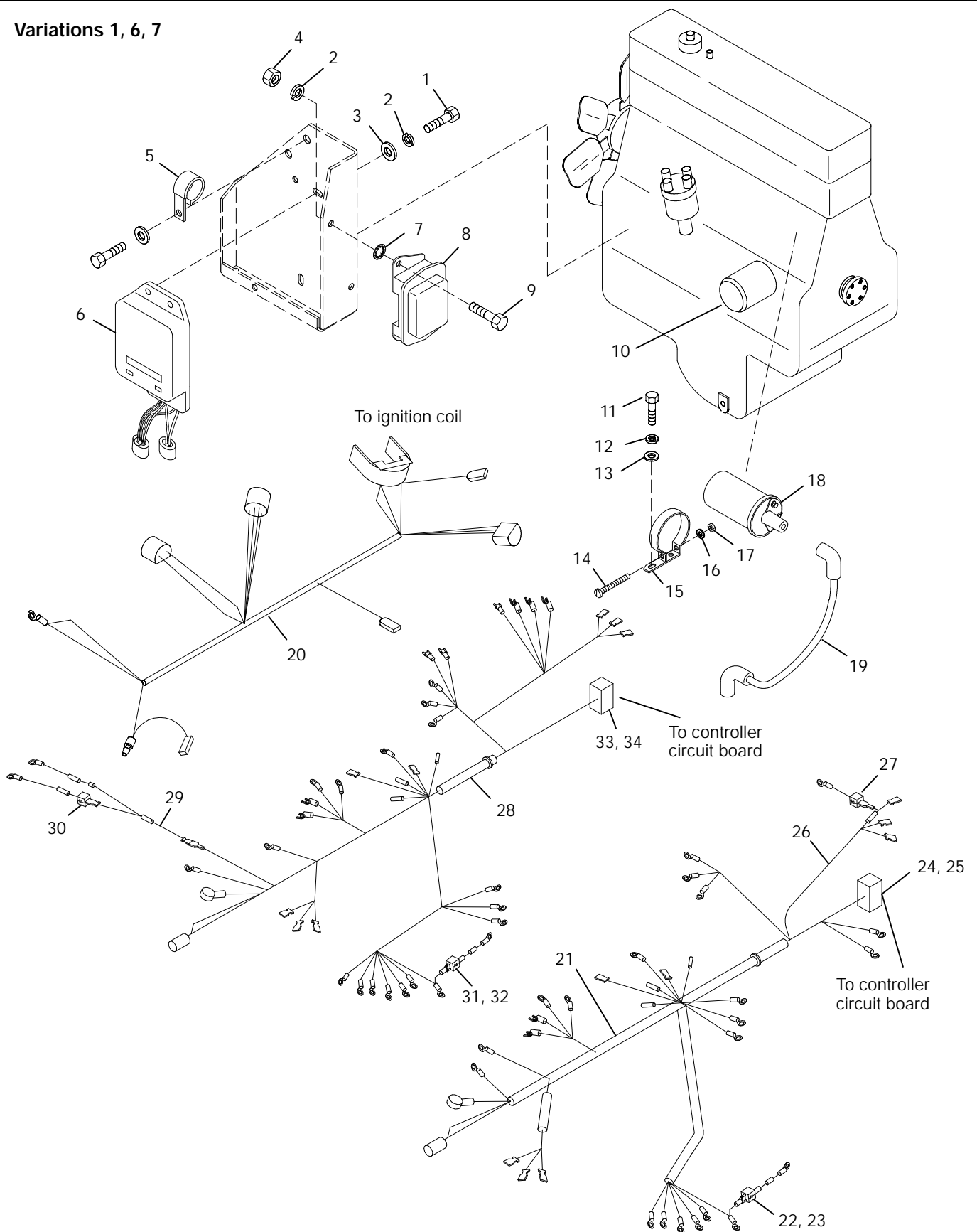
18 kW only: Radiator outlet tube kit 226881 includes parts to replace the original radiator outlet tube with a new radiator outlet tube and hoses. The new design reduces the stress on the lower radiator fitting by increasing the flexibility between the engine and radiator during operation. The kit includes items 71, 73–75, 80, upper radiator outlet tube (Group 105), and O-ring (Group 105).

Serial Number– Contingent Cooling System Parts

| Part Description | Part Number | |
|--------------------------------|-----------------------------|---------------------------------|
| | Before Serial Number 363369 | Serial Numbers 363369 and After |
| Coolant Level Sensor | 273404 | 254832 |
| Bushing Reducer, 3/8 x 1/2 NPT | Not Used | X-202-28 |

Group 105: Engine

Variations 1, 6, 7



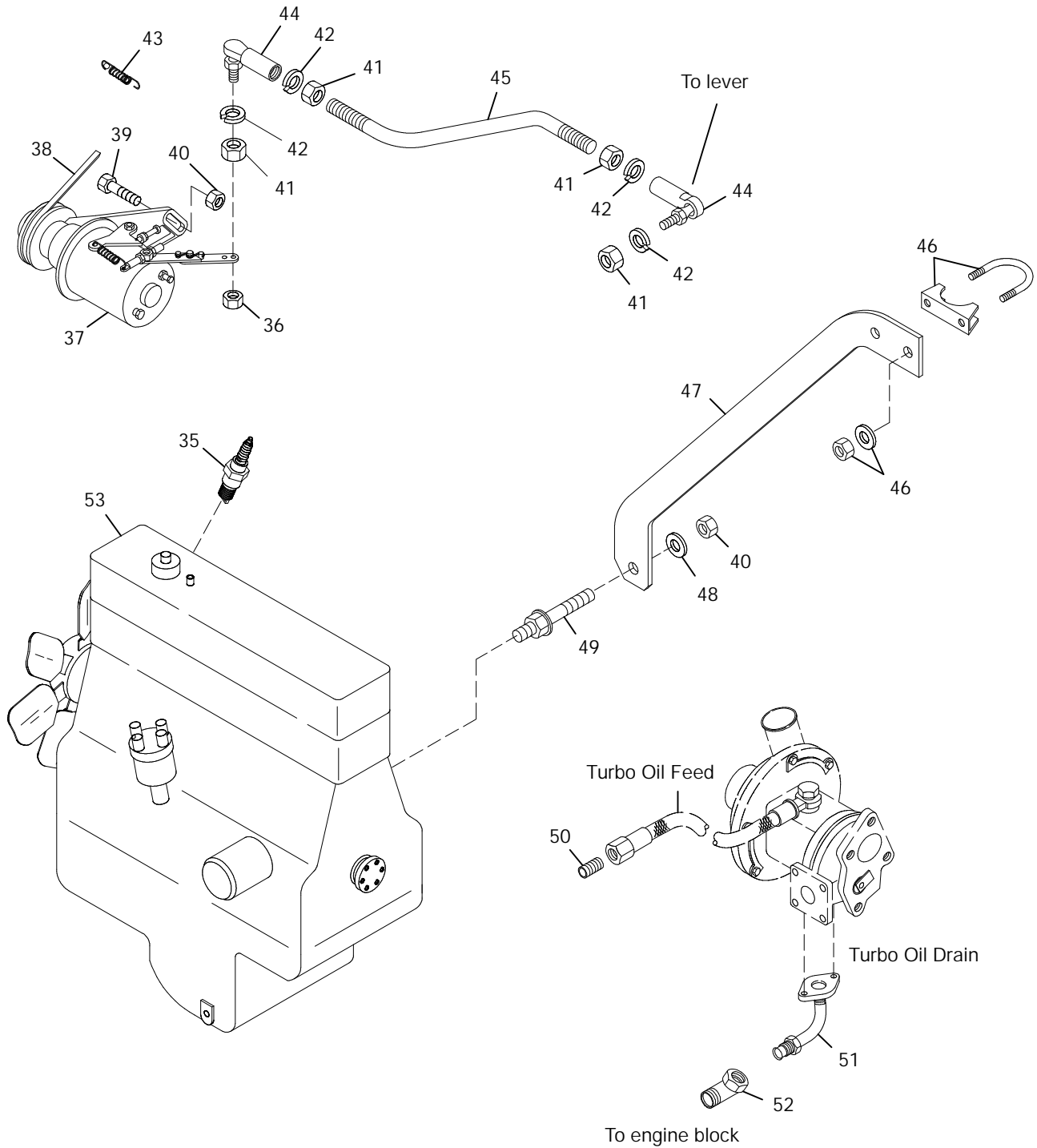
5543105B

Group 105: Engine

| Item | Part Number | Description | Quantity | | |
|------|-------------|--|---------------|---|---|
| | | | Variation No. | | |
| | | | 1 | 6 | 7 |
| 1 | X-465-6 | Screw, HC | 3 | 3 | 3 |
| 2 | X-20-1 | Washer, lock | 5 | 5 | 5 |
| 3 | X-25-40 | Washer, plain | 2 | 2 | |
| 4 | X-81-1 | Nut, hex | 2 | 2 | 2 |
| 5 | X-6084-1 | J-Clip | 1 | 1 | 1 |
| 6 | 276077 | Module, ignition | | 1 | 1 |
| 7 | X-22-12 | Washer, shakeproof | 2 | 2 | 2 |
| 8 | 276128 | Regulator, alternator | | 1 | 1 |
| 9 | X-465-2 | Screw, HC | 2 | 2 | 2 |
| 10 | 279449 | Oil Filter | 1 | 1 | 1 |
| 11 | X-6050-4 | Screw, HC | 1 | 1 | 1 |
| 12 | X-21-1 | Washer, lock | 1 | 1 | |
| 13 | X-25-20 | Washer, plain | 1 | 1 | 1 |
| 14 | X-50-57 | Screw, RHM | | 1 | 1 |
| 15 | 276108 | Strap, ignition coil | | 1 | 1 |
| 16 | X-19-1 | Washer, lock | | 1 | 1 |
| 17 | X-70-3 | Nut, hex | | 1 | 1 |
| 18 | 276107 | Coil, ignition | | 1 | 1 |
| 19 | 276106 | High Tension Lead | | 1 | 1 |
| 20 | 276094 | Harness, wiring | | 1 | 1 |
| 21 | 255876 | Harness, wiring engine (includes items 22-27) | | 1 | 1 |
| 22 | 233959 | Diode, 6-amp, 100-volt | | 1 | 1 |
| 23 | 292970 | Diode, assembly | | 1 | 1 |
| 24 | 292800 | Connector, cable | | 1 | 1 |
| 25 | 295145 | Connector, 24-position | | 1 | 1 |
| 26 | 258854 | Harness, speed sensor (includes item 27) | | 1 | 1 |
| 27 | 233868 | Diode | | 1 | 1 |
| 28 | 255193 | Harness, wiring (includes items 29-34) | 1 | | |
| 29 | 255460 | Capacitor/Diode Assembly (includes item 30) | 1 | | |
| 30 | 292336 | Diode, 5-amp, 50-volt | 1 | | |
| 31 | 233959 | Diode | 1 | | |
| 32 | 292970 | Diode Assembly | 1 | | |
| 33 | 287501 | Terminal | 1 | | |
| 34 | 287850 | Plug, connector | 1 | | |
| 35 | 258276 | Plug, spark | | | 4 |
| 36 | X-101-7 | Nut, lock | 1 | 1 | 1 |
| 37 | 255236 | Governor, mechanical | 1 | 1 | 1 |
| 38 | 276139 | Belt, governor drive | | 1 | 1 |
| 39 | X-6051-1 | Screw, HC | | 3 | 3 |
| 40 | X-6053-3 | Nut, hex | | 4 | 4 |
| 41 | X-81-2 | Nut, hex | | 4 | 4 |
| 42 | X-20-1 | Washer, lock | | 5 | 5 |
| 43 | 255340 | Spring, governor (50 Hz governor) | 1 | | |
| 44 | 276093 | Socket | | 2 | 2 |
| 45 | 276076 | Rod | | 1 | 1 |
| 46 | X-722-5 | Clamp | | 1 | 1 |
| 47 | 276125 | Bracket, exhaust support | | 1 | 1 |
| 48 | X-801-3 | Washer, hardened | | 1 | 1 |
| 49 | 276153 | Stud, hex shoulder | | 1 | 1 |
| 50 | X-296-5 | Connector, half union | | 1 | |
| 51 | 276131 | Tube, oil return | | 1 | 1 |
| 52 | 276130 | Tube, oil return | | 1 | 1 |
| 53 | A-258762 | Engine Assembly (Ford LSG-423) See literature Group 701 for Ford engine parts catalog | | 1 | 1 |

Group 105: Engine, continued

Variations 1, 6, 7



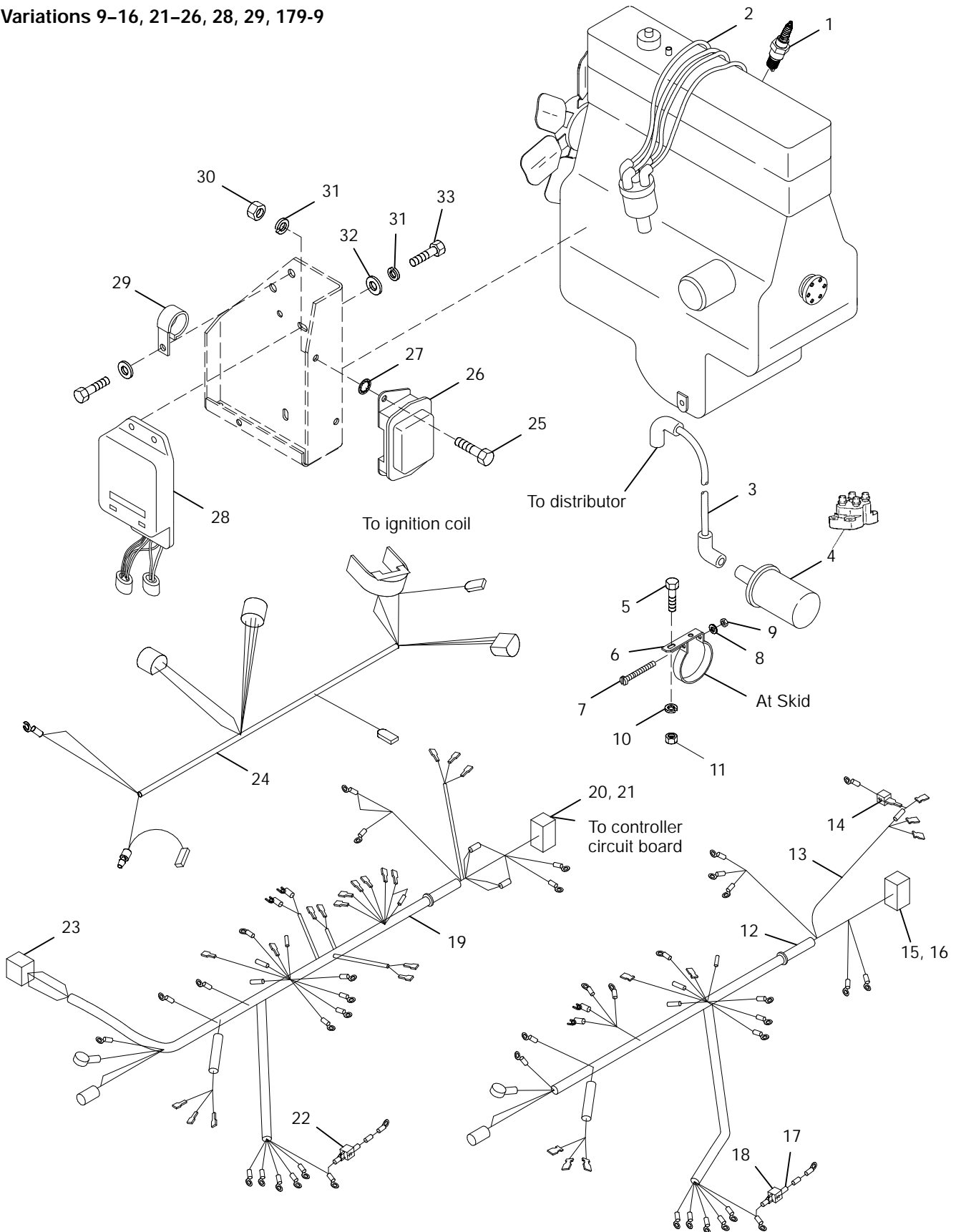
5543105C

Group 105: Engine, continued

| Item | Part Number | Description | Quantity | | |
|------|-------------|--|---------------|---|---|
| | | | Variation No. | | |
| | | | 1 | 6 | 7 |
| 1 | X-465-6 | Screw, HC | 3 | 3 | 3 |
| 2 | X-20-1 | Washer, lock | 5 | 5 | 5 |
| 3 | X-25-40 | Washer, plain | 2 | 2 | |
| 4 | X-81-1 | Nut, hex | 2 | 2 | 2 |
| 5 | X-6084-1 | J-Clip | 1 | 1 | 1 |
| 6 | 276077 | Module, ignition | | 1 | 1 |
| 7 | X-22-12 | Washer, shakeproof | 2 | 2 | 2 |
| 8 | 276128 | Regulator, alternator | | 1 | 1 |
| 9 | X-465-2 | Screw, HC | 2 | 2 | 2 |
| 10 | 279449 | Oil Filter | 1 | 1 | 1 |
| 11 | X-6050-4 | Screw, HC | 1 | 1 | 1 |
| 12 | X-21-1 | Washer, lock | 1 | 1 | |
| 13 | X-25-20 | Washer, plain | 1 | 1 | 1 |
| 14 | X-50-57 | Screw, RHM | | 1 | 1 |
| 15 | 276108 | Strap, ignition coil | | 1 | 1 |
| 16 | X-19-1 | Washer, lock | | 1 | 1 |
| 17 | X-70-3 | Nut, hex | | 1 | 1 |
| 18 | 276107 | Coil, ignition | | 1 | 1 |
| 19 | 276106 | High Tension Lead | | 1 | 1 |
| 20 | 276094 | Harness, wiring | | 1 | 1 |
| 21 | 255876 | Harness, wiring engine (includes items 22-27) | | 1 | 1 |
| 22 | 233959 | Diode, 6-amp, 100-volt | | 1 | 1 |
| 23 | 292970 | Diode, assembly | | 1 | 1 |
| 24 | 292800 | Connector, cable | | 1 | 1 |
| 25 | 295145 | Connector, 24-position | | 1 | 1 |
| 26 | 258854 | Harness, speed sensor (includes item 27) | | 1 | 1 |
| 27 | 233868 | Diode | | 1 | 1 |
| 28 | 255193 | Harness, wiring (includes items 29-34) | 1 | | |
| 29 | 255460 | Capacitor/Diode Assembly (includes item 30) | 1 | | |
| 30 | 292336 | Diode, 5-amp, 50-volt | 1 | | |
| 31 | 233959 | Diode | 1 | | |
| 32 | 292970 | Diode Assembly | 1 | | |
| 33 | 287501 | Terminal | 1 | | |
| 34 | 287850 | Plug, connector | 1 | | |
| 35 | 258276 | Plug, spark | | | 4 |
| 36 | X-101-7 | Nut, lock | 1 | 1 | 1 |
| 37 | 255236 | Governor, mechanical | 1 | 1 | 1 |
| 38 | 276139 | Belt, governor drive | | 1 | 1 |
| 39 | X-6051-1 | Screw, HC | | 3 | 3 |
| 40 | X-6053-3 | Nut, hex | | 4 | 4 |
| 41 | X-81-2 | Nut, hex | | 4 | 4 |
| 42 | X-20-1 | Washer, lock | | 5 | 5 |
| 43 | 255340 | Spring, governor (50 Hz governor) | 1 | | |
| 44 | 276093 | Socket | | 2 | 2 |
| 45 | 276076 | Rod | | 1 | 1 |
| 46 | X-722-5 | Clamp | | 1 | 1 |
| 47 | 276125 | Bracket, exhaust support | | 1 | 1 |
| 48 | X-801-3 | Washer, hardened | | 1 | 1 |
| 49 | 276153 | Stud, hex shoulder | | 1 | 1 |
| 50 | X-296-5 | Connector, half union | | 1 | |
| 51 | 276131 | Tube, oil return | | 1 | 1 |
| 52 | 276130 | Tube, oil return | | 1 | 1 |
| 53 | A-258762 | Engine Assembly (Ford LSG-423) See literature Group 701 for Ford engine parts catalog | | 1 | 1 |

Group 105: Engine, continued

Variations 9-16, 21-26, 28, 29, 179-9

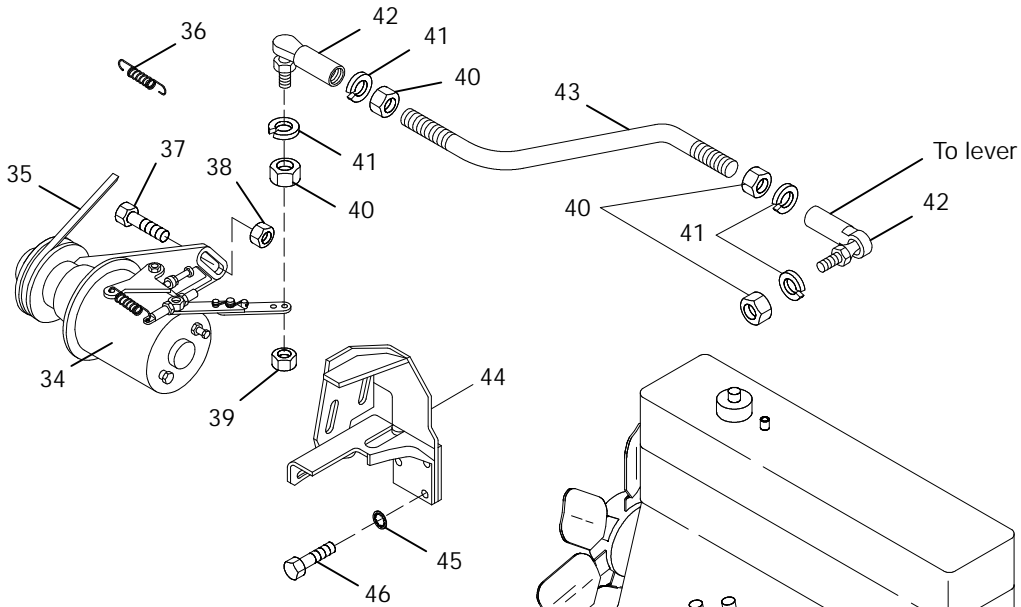


5543105D

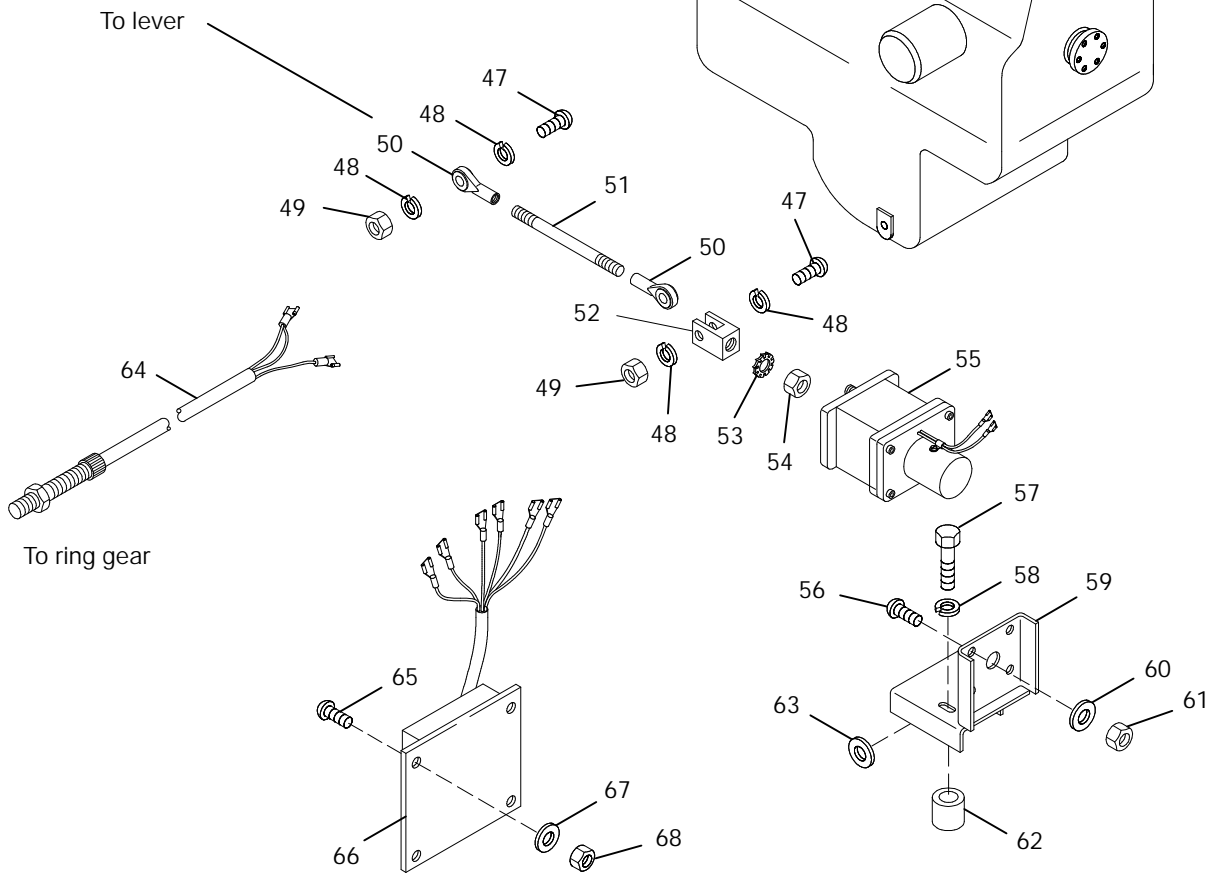
Group 105: Engine, continued

Variations 9-16, 21-26, 28, 29, 179-9

Mechanical Governor



Electronic Governor



5543105E

K,L-276000

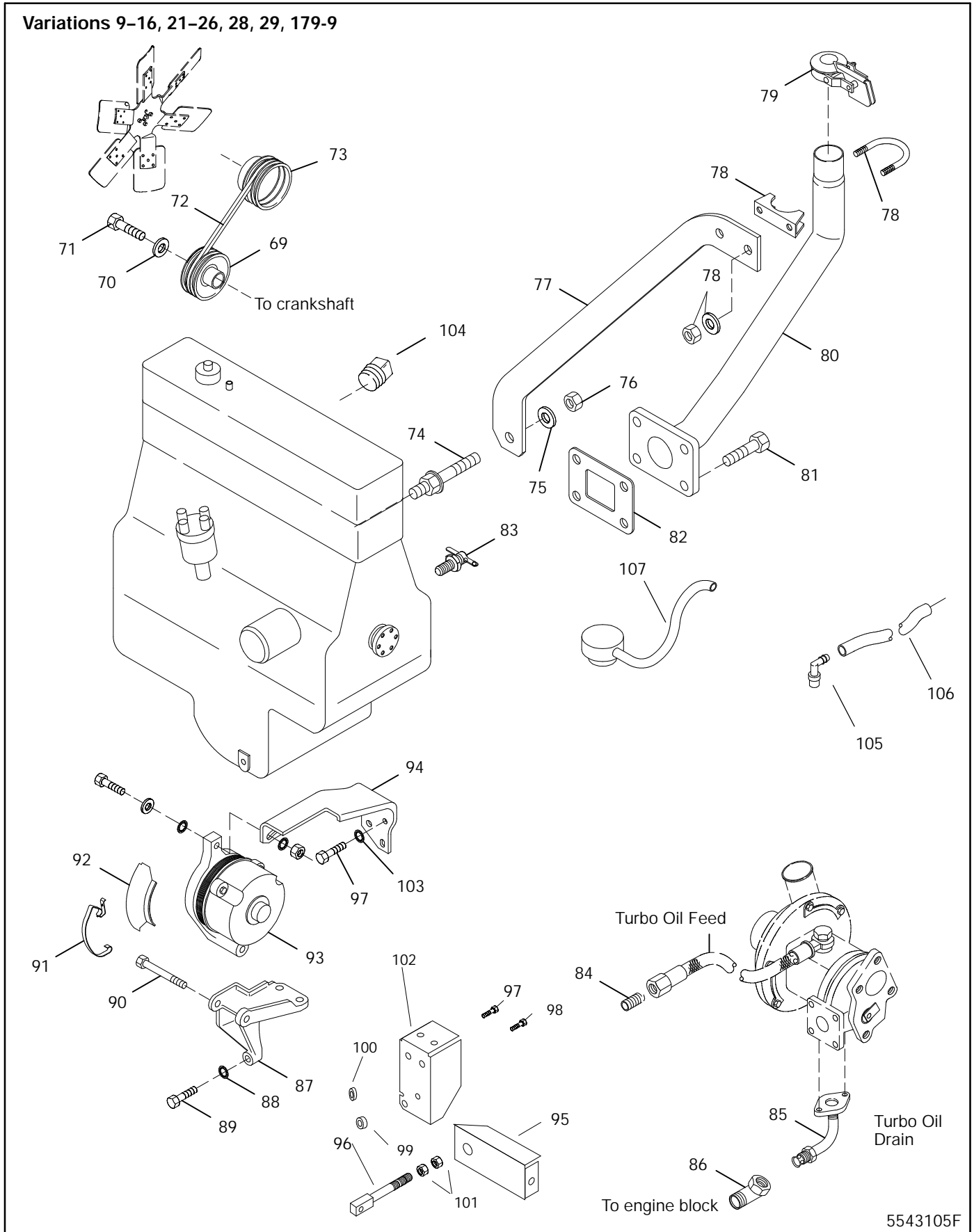
Group 105: Engine, continued

| Item | Part Number | Description | Quantity | | | | | | | | | | | | | | | | |
|------|-------------|-----------------------------------|---------------|----|----|----|----|----|----|----|----|----|----|----|----|----|----|----|-------|
| | | | Variation No. | | | | | | | | | | | | | | | | |
| | | | 9 | 10 | 11 | 12 | 13 | 14 | 15 | 16 | 21 | 22 | 23 | 24 | 25 | 26 | 28 | 29 | 179-9 |
| 34 | 255236 | Governor, mechanical | | 1 | 1 | 1 | 1 | | | | | | | | | | | | |
| 35 | 276139 | Belt, governor drive | | 1 | 1 | 1 | 1 | | | | 1 | | | | | | | | |
| 36 | 255340 | Spring, governor (50 Hz governor) | | | 1 | | | | | | | | | | | | | | |
| 37 | X-6051-1 | Screw, HC | 6 | 9 | 9 | 6 | 6 | 3 | 3 | 9 | 6 | 6 | | | | | | | |
| 38 | X-6053-3 | Nut, hex | | 7 | 7 | 4 | 4 | 1 | 1 | 4 | | | | | | | | | |
| 39 | X-101-7 | Nut, lock | | 1 | 1 | 1 | 1 | | | | | | | | | | | | |
| 40 | X-81-2 | Nut, hex | | 4 | 4 | 4 | 4 | | | | | | | | | | | | |
| 41 | X-20-1 | Washer, lock | | 4 | 4 | 4 | 4 | | | | | | | | | | | | |
| 42 | 276093 | Socket | | 2 | 2 | 2 | 2 | | | | | | | | | | | | |
| 43 | 276079 | Rod | | 1 | 1 | 1 | 1 | | | | | | | | | | | | |
| 44 | 276138 | Bracket | | | 1 | 1 | 1 | | | | | | | | | | | | |
| 45 | X-22-1 | Washer, shakeproof | | | 3 | 3 | 3 | | | | | | | | | | | | |
| 46 | X-6050-1 | Screw, HC | | 6 | 6 | 6 | 6 | | | | | | | | | | | | |
| 47 | X-50-56 | Screw, RHM | 2 | | | | | | | | | | | | | | | | |
| 47 | X-50-70 | Screw, RHM | | | | | | 2 | 2 | 2 | 2 | 2 | 2 | 2 | 2 | 2 | 2 | 2 | |
| 48 | X-25-36 | Washer, flat | 4 | | | | | 4 | 4 | 4 | | 4 | 4 | 4 | | | | | |
| 48 | X-25-115 | Washer, flat | | | | | | | | | | | | 4 | 4 | 4 | 4 | 4 | |
| 49 | X-101-12 | Nut, lock | 2 | | | | | 2 | 2 | 2 | 2 | | 2 | 2 | | | | | |
| 49 | X-101-9 | Nut, lock | | | | | | | | | | | | 2 | 2 | 2 | 2 | 2 | |
| 50 | 272456 | Link, ball | 2 | | | | | 2 | 2 | 2 | 2 | | 2 | 2 | 2 | 2 | 2 | 2 | |
| 51 | X-532-86 | Stud | 1 | | | | | | | | | | 1 | 1 | | | | | |
| 51 | X-532-75 | Stud | | | | | | 1 | 1 | 1 | | | | | | | | | |
| 51 | X-532-79 | Stud | | | | | | | | | | | | 1 | 1 | 1 | 1 | 1 | |
| 51 | X-532-13 | Stud | | | | | | | | | | | | | | | | | |
| 51 | X-70-11 | Nut, hex (not shown) | | | | | | | | | | | | 2 | 2 | 2 | 2 | 2 | |
| 52 | 273751 | Yoke | 1 | | | | | 1 | 1 | 1 | 1 | | 1 | 1 | 1 | 1 | 1 | 1 | |
| 53 | X-22-11 | Washer, lock | 2 | | 1 | | | 2 | 2 | 2 | 2 | | 2 | 2 | 1 | 1 | 1 | 1 | |
| 54 | X-6053-1 | Nut, actuator | | | | | | | | | | | | | 1 | 1 | 1 | 1 | |
| 55 | 249923 | Actuator, linear | 1 | | | | | | | 1 | 1 | | | 1 | 1 | 1 | 1 | 1 | |
| 55 | 273748 | Actuator, linear | | | | | | 1 | 1 | | | | 1 | | | | | | |
| 56 | # | Screw, 1/4-20 | 4 | | | | | 4 | 4 | 4 | 4 | | | | | | | | |
| 56 | # | Hardware, 1/4-20 | | | | | | | | | | | 4 | 4 | | | 4 | | |
| 57 | X-6050-2 | Screw, HC | 1 | | | | | 1 | 1 | 1 | 1 | | 1 | 1 | | | | | |
| 57 | X-6050-3 | Screw, HC | | | | | | | | | | | | | 3 | | | 3 | |
| 57 | X-125-25 | Screw, HC | | | | | | | | | | | | | | | | 1 | |
| 57 | X-6050-8 | Screw, HC | | | | | | | | | | | | | | | 3 | | |
| 58 | # | Washer, lock, 5/16 in. | 1 | | | | | 1 | 1 | 1 | 1 | | 1 | 1 | | | | | |
| 59 | 256432 | Bracket, linear actuator | | | | | | 1 | 1 | | | | 1 | | | | | | |
| 59 | 254722 | Bracket, linear actuator | 1 | | | | | | | 1 | 1 | | 1 | | | | | | |
| 59 | 326396 | Bracket, linear actuator | | | | | | | | | | | | 1 | 1 | | | 1 | |
| 59 | 256470 | Bracket, linear actuator | | | | | | | | | | | | | | | 1 | | |
| 59 | 326858 | Bracket, linear actuator | | | | | | | | | | | | | | | | 1 | |
| 60 | # | Washer, flat, 1/4 in. | 4 | | | | | 4 | 4 | 4 | 4 | | 4 | 4 | | | | | |
| 61 | # | Nut, hex, 1/4-20 | 4 | | | | | 4 | 4 | 4 | 4 | | 4 | 4 | | | | | |
| 62 | X-400-100 | Spacer | 1 | | | | | 1 | 1 | 1 | 1 | | 1 | 1 | | | | | |
| 62 | 265693 | Spacer, .344 x .625 x 1.062 | | | | | | | | | | | | | | | | | |
| 63 | X-25-85 | Washer, flat | 1 | | | | | | | 1 | | | | | | | | | |
| 64 | 246040 | Pickup, magnetic | | | | | | 1 | 1 | 1 | | 1 | | | | | | | |
| 64 | 276707 | Pickup, magnetic | | | | | | | | | | | 1 | 1 | 1 | 1 | 1 | 1 | |
| 65 | X-51-9 | Screw, RHM | | | | | | 4 | 4 | 4 | | | | | | | | | |
| 65 | X-51-11 | Screw, RHM | | | | | | | | | | | 4 | 4 | 4 | | | | |
| 65 | X-6216-1 | Screw, hex head | | | | | | | | | | | | | | | | 4 | |
| 66 | A-246045 | Governor Assembly | | | | | | 1 | 1 | 1 | | | 1 | 1 | 1 | 1 | | 4 | |
| 67 | # | Washer, flat, #8 | | | | | | 4 | 4 | 4 | | | 4 | 4 | 4 | | | 1 | |
| 68 | # | Nut, hex, #8-32 | | | | | | 4 | 4 | 4 | | | 4 | 4 | 4 | | | | |

Common hardware; procure locally.

Group 105: Engine, continued

Variations 9-16, 21-26, 28, 29, 179-9



5543105F

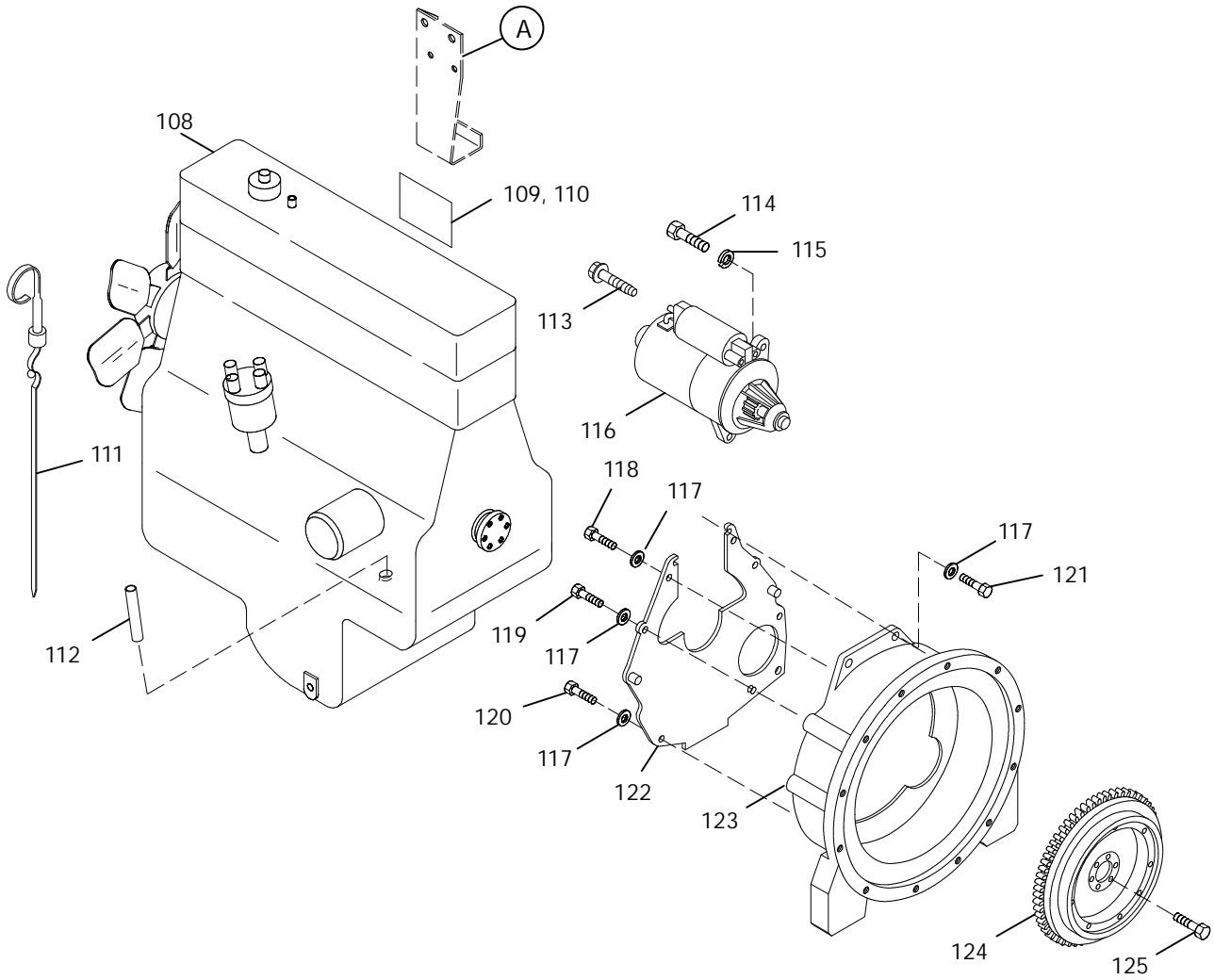
Group 105: Engine, continued

| Item | Part Number | Description | Quantity | | | | | | | | | | | | | | | | |
|------|-------------|------------------------------------|---------------|----|----|----|----|----|----|----|----|----|----|----|----|----|----|----|-------|
| | | | Variation No. | | | | | | | | | | | | | | | | |
| | | | 9 | 10 | 11 | 12 | 13 | 14 | 15 | 16 | 21 | 22 | 23 | 24 | 25 | 26 | 28 | 29 | 179-9 |
| 69 | 276105 | Pulley, crankshaft | 1 | 1 | 1 | 1 | 1 | 1 | 1 | 1 | 1 | 1 | 1 | 1 | | | | | |
| 70 | 276152 | Washer, hardened | 1 | 1 | 1 | 1 | 1 | 1 | 1 | 1 | 1 | 1 | 1 | 1 | | | | | |
| 71 | 276158 | Bolt, HC | 1 | 1 | 1 | 1 | 1 | 1 | 1 | 1 | 1 | 1 | 1 | 1 | | | | | |
| 72 | 276141 | Belt, fan drive | 1 | 1 | 1 | | | | | | | | | | | | | | |
| 72 | 276148 | Belt, fan drive | | | | 1 | 1 | 1 | 1 | | | | 1 | 1 | | | | | |
| 72 | 326320 | Belt, fan drive | | | | | | | | | | | | | 1 | 1 | 1 | 1 | |
| 72 | 276142 | Belt, matched pair | | | | | | | | | | | | | | | | 1 | |
| 73 | 276134 | Pulley, water pump | 1 | 1 | 1 | | | | | 1 | 1 | 1 | | | | | | | |
| 73 | 276118 | Pulley, water pump | | | | 1 | 1 | 1 | 1 | | | | 1 | 1 | | | | | |
| 73 | 326360 | Pulley, water pump | | | | | | | | | | | | | 1 | 1 | 1 | 1 | |
| 73 | 276157 | Pulley, water pump | | | | | | | | | | | 1 | 1 | | | | 1 | |
| 74 | 276153 | Stud, hex shoulder | | 1 | 1 | 1 | 1 | 1 | 1 | 1 | | | 1 | 1 | 1 | | | 1 | |
| 75 | X-801-3 | Washer, hardened | | 1 | 1 | 1 | 1 | 1 | 1 | 1 | | | 1 | 1 | | | | 1 | |
| 76 | X-6053-3 | Nut, hex | | | | | | | | | | | 1 | 1 | | | | 1 | |
| 77 | 276125 | Bracket, exhaust support | | 1 | 1 | 1 | 1 | 1 | 1 | 1 | | | 1 | 1 | 1 | | | 1 | |
| 78 | X-722-5 | Clamp, U | | 1 | 1 | 1 | 1 | 1 | 1 | 1 | | | 1 | 1 | 1 | | | 1 | |
| 79 | 276126 | Cap, vertical exhaust | | 1 | 1 | | | | | | | | 1 | 1 | 1 | | | | |
| 80 | 276127 | Pipe, muffler inlet | | 1 | 1 | | | | | | | | 1 | 1 | | | | 1 | |
| 80 | 276165 | Pipe, exhaust | | | | | | | | | | | | | | | | 1 | |
| 80 | 276163 | Flange, muffler pipe | | | | | | | | | | | | | | | | 1 | |
| 81 | X-6051-3 | Screw, HC | | 4 | 4 | | | | | 4 | | | | | 4 | | | 4 | |
| 82 | 276124 | Gasket | | 1 | 1 | | | | | 1 | | | | 1 | | | | 1 | |
| 83 | X-256-3 | Valve, drain, 1/4 in. | 1 | 1 | 1 | 1 | 1 | 1 | 1 | 1 | 1 | | | 1 | 1 | 1 | 1 | 1 | |
| 84 | X-296-5 | Connector, half union | | | | 1 | 1 | 1 | 1 | | | | | | | | | | |
| 85 | 276131 | Tube, oil return | | | | 1 | 1 | 1 | 1 | | | | | 1 | | | | | |
| 86 | 276130 | Elbow, flared | | | | 1 | 1 | 1 | 1 | | | | | 1 | | | | | |
| 87 | 276149 | Bracket, alternator mounting | 1 | 1 | 1 | 1 | 1 | 1 | 1 | 1 | 1 | 1 | 1 | | | | | | |
| 87 | 326318 | Bracket, alternator mounting | | | | | | | | | | | | 1 | 1 | | | | |
| 87 | 276143 | Bracket, alternator mounting | | | | | | | | | | | | | | | | 1 | |
| 87 | 326314 | Bracket, alternator mounting | | | | | | | | | | | | | | | 1 | 1 | |
| 87 | X-400-91 | Spacer (not shown) | | | | | | | | | | | | 1 | 1 | | | | |
| 87 | X-400-207 | Spacer (not shown) | | | | | | | | | | | | 1 | 1 | | | | |
| 88 | X-22-1 | Washer, shakeproof, 3/8 in. | 3 | 3 | 3 | 3 | 3 | 3 | 3 | 3 | 3 | 3 | 3 | | | | | | |
| 89 | X-6051-1 | Screw, HC | | | | | | | | | | | | | | | | | |
| 89 | X-6051-24 | Screw, HC | | | | | | | | | | | | | | | 2 | 2 | |
| 90 | X-6051-9 | Screw, HC | 1 | 1 | 1 | 1 | 1 | 1 | 1 | | | | 1 | 1 | 1 | | | | |
| 90 | X-6238-20 | Screw | | | | | | | | | | | | | | 1 | 1 | | |
| 90 | X-101-13 | Nut, lock | | | | | | | | | | | | | 1 | 1 | | | |
| 91 | 276136 | Clip, alternator fan shield | 1 | 1 | 1 | 1 | 1 | 1 | 1 | 1 | 1 | 1 | 1 | | | | | | |
| 92 | 376137 | Shield, alternator | 1 | 1 | 1 | 1 | 1 | 1 | 1 | 1 | 1 | 1 | 1 | | | | | | |
| 93 | 276140 | Alternator | 1 | 1 | 1 | 1 | 1 | 1 | 1 | 1 | 1 | 1 | 1 | | | | | | |
| 93 | 326348 | Alternator | | | | | | | | | | | | 1 | 1 | 1 | 1 | | |
| 93 | 276182 | Alternator | | | | | | | | | | | | | | | | 1 | |
| 93 | 276144 | Hub, alternator pulley (not shown) | | | | | | | | | | | | | | | | 1 | |
| 94 | 276272 | Arm, alternator adjusting | 1 | 1 | | | | | 1 | 1 | 1 | 1 | 1 | 1 | | | | | |
| 94 | 276145 | Arm, alternator adjusting | | | | | | | | | | | | | | | | 1 | |
| 95 | 326317 | Bracket, rod adjustment | | | | | | | | | | | | 1 | 1 | 1 | 1 | | |
| 96 | 326316 | Bracket, rod adjustment | | | | | | | | | | | | 1 | 1 | 1 | 1 | | |
| 97 | X-6050-4 | Screw, HC | 3 | | | | | | | | 3 | 3 | 3 | 3 | | | | | |
| 98 | X-6051-3 | Screw, HC | | 1 | 1 | 1 | 1 | 1 | 1 | 1 | | | | | | | 1 | 1 | |
| 99 | X-400-91 | Spacer | | | | | | | | | | | | | | | 1 | 1 | |
| 100 | X-400-207 | Spacer | | | | | | | | | | | | | | | 1 | 1 | |
| 101 | X-70-10 | Nut, hex | | | | | | | | | | | | | | | 2 | 2 | |
| 102 | 326318 | Bracket, mounting | | | | | | | | | | | | | | | 1 | 1 | |
| 103 | # | Washer, lock, 5/16 in. | 3 | 3 | 3 | 3 | 3 | 3 | 3 | 3 | 3 | 3 | 3 | | | | | | |
| 104 | 276212 | Plug, freeze | | | | | | | | | | | | 1 | | | | | |
| 104 | X-75-28 | Plug, pipe (not shown) | | | | | | | | | | | | 1 | | | | | |
| 104 | X-202-41 | Bushing, reducer (not shown) | | | | | | | | | | | | 1 | | | | | |
| 105 | 276179 | Regulator, crankcase vent | | | | | | | | | | | | | | | | 1 | |
| 105 | 326367 | PVC Valve | | | | | | | | | | | | | | | | | |
| 106 | 276177 | Hose, crankcase vent | | | | | | | | | | | | 1 | 1 | 1 | 1 | | |
| 106 | 276176 | Hose, crankcase vent | | | | | | | | | | | | | | | | 1 | |
| 106 | 326366 | Hose, vent | | | | | | | | | | | | 1 | 1 | 1 | 1 | | |
| 107 | 276178 | Hose, crankcase vent | | | | | | | | | | | | | | | | 1 | |

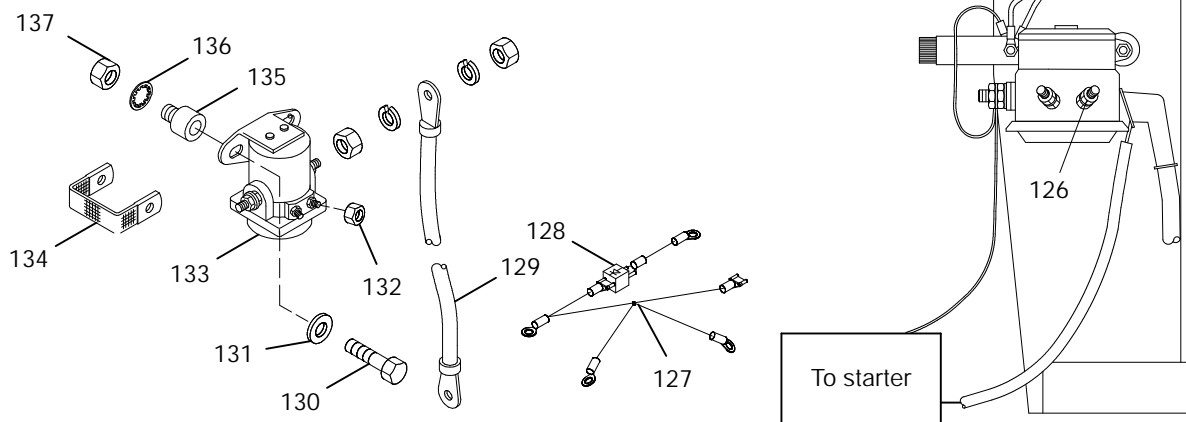
Common hardware; procure locally.

Group 105: Engine, continued

Variations 9-16, 21-26, 28, 29, 179-9



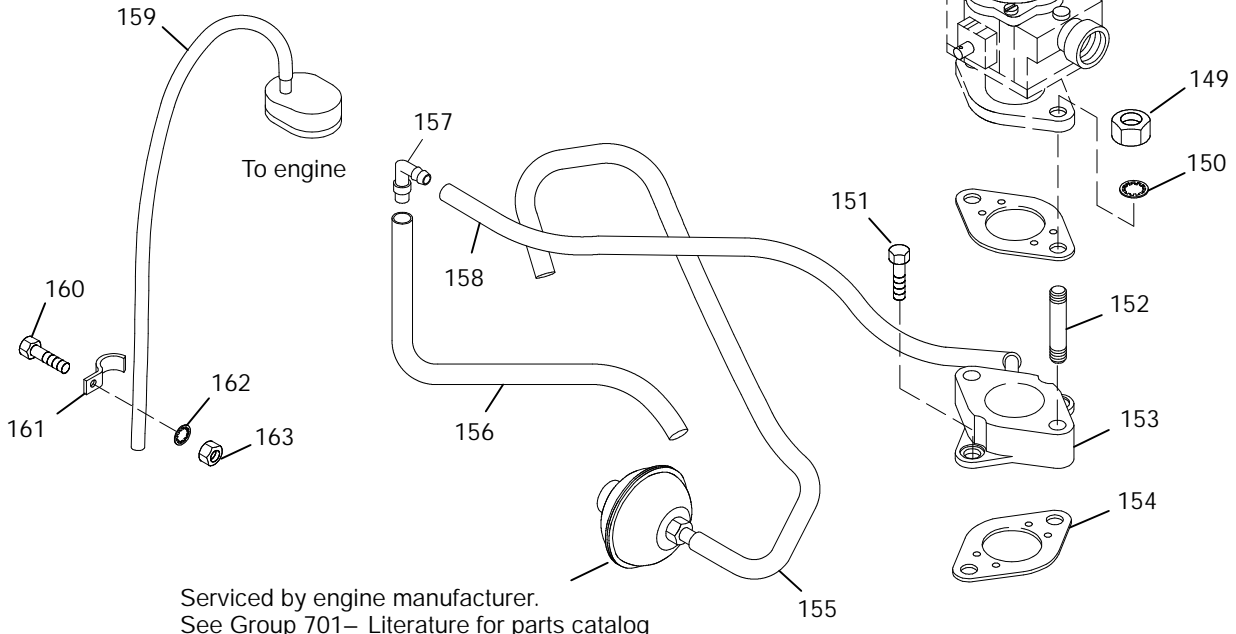
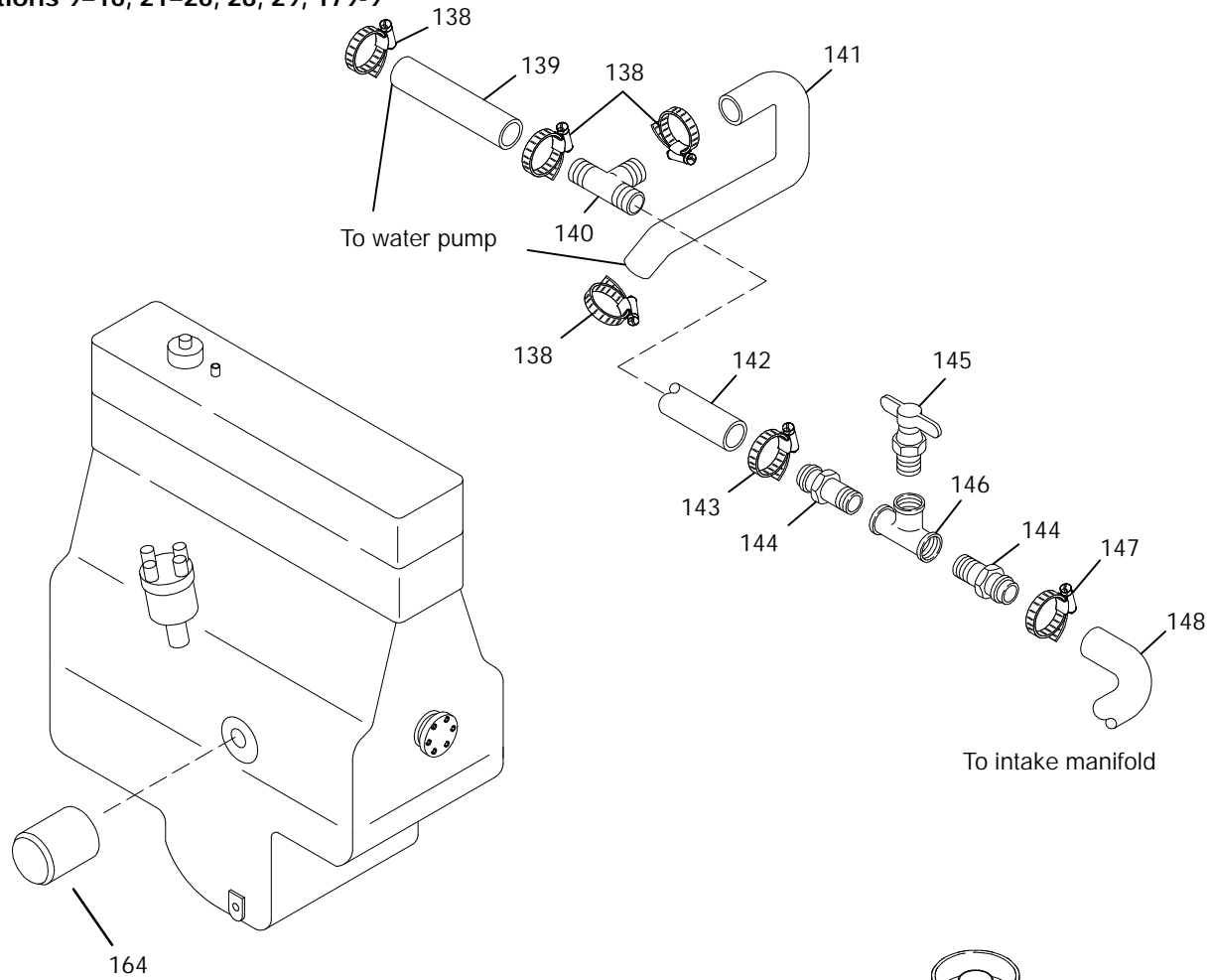
A Starter Solenoid



5543105G

Group 105: Engine, continued

Variations 9-16, 21-26, 28, 29, 179-9



Serviced by engine manufacturer.
See Group 701- Literature for parts catalog
number.

5543105H

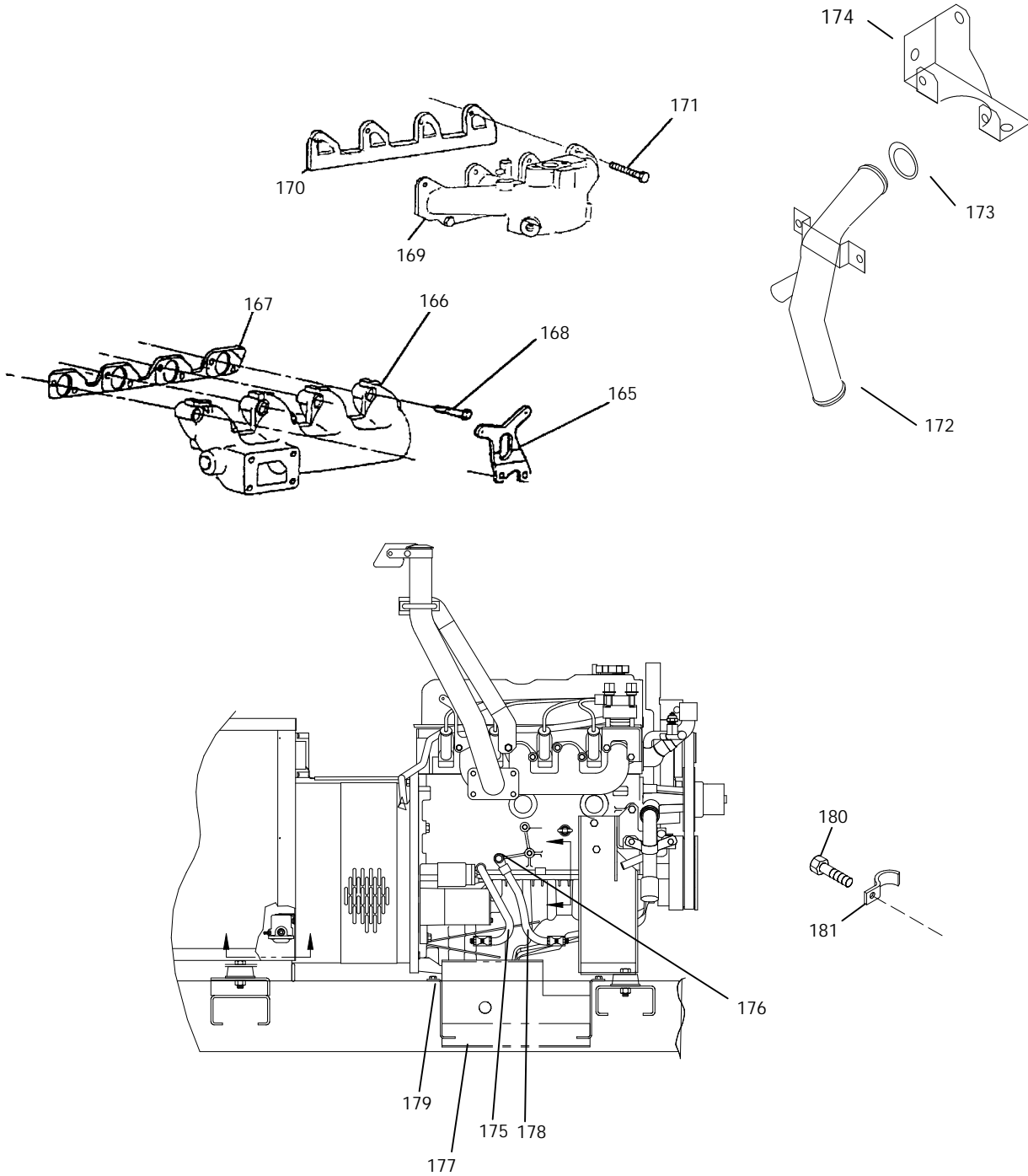
Group 105: Engine, continued

| Item | Part Number | Description | Quantity | | | | | | | | | | | | | | | | | | |
|------|-------------|------------------------------------|---------------|----|----|----|----|----|----|----|----|----|----|----|---|---|----|----|----|----|-------|
| | | | Variation No. | | | | | | | | | | | | | | 25 | 26 | 28 | 29 | 179-9 |
| | | | 9 | 10 | 11 | 12 | 13 | 14 | 15 | 16 | 21 | 22 | 23 | 24 | | | | | | | |
| 138 | X-426-3 | Clamp, hose | 4 | | | 4 | 4 | 4 | 4 | 4 | 4 | 4 | 4 | 4 | 4 | | | | | | |
| 139 | X-577-9 | Hose | | | | | | | 1 | 1 | 1 | 1 | 1 | 1 | | | | | | | |
| 139 | X-577-37 | Hose | 1 | 1 | 1 | 1 | 1 | 1 | | | | | | | 1 | 1 | | | | | |
| 140 | 276123 | Tee | 1 | 1 | 1 | 1 | 1 | 1 | 1 | 1 | 1 | 1 | 1 | 1 | 1 | 1 | | | | | |
| 140 | X-211-8 | Elbow, street, 3/8 in. (not shown) | | | | | | | | | | | | | 1 | 1 | | | | | |
| 141 | X-577-38 | Hose | 1 | 1 | 1 | 1 | 1 | 1 | 1 | 1 | 1 | | | | 1 | 1 | | | | | |
| 141 | X-577-48 | Hose | | | | | | | | | | | | 1 | 1 | | | | | | |
| 142 | X-651-22 | Hose, rubber | | | | | | | 1 | 1 | 1 | 1 | 1 | | | | | | | | |
| 142 | X-651-27 | Hose, rubber | | | | | | | | | | | | | | 1 | 1 | | | | |
| 143 | X-426-10 | Clamp, hose | | | | | | | 2 | 2 | 2 | 4 | 4 | | | | | | | | |
| 143 | X-426-12 | Clamp, hose | | 4 | 4 | | | | | | | | | | | | | | | | |
| 143 | X-426-9 | Clamp, hose | | | | | | | | | | | | | 4 | 4 | | | | | |
| 144 | X-582-9 | Connector, hose | 2 | | | | | | 1 | 1 | 1 | 3 | 3 | 2 | 2 | | | | | | |
| 145 | X-256-1 | Valve, drain | 1 | | | | | | 1 | 1 | 1 | 1 | 1 | 1 | 1 | 1 | | | | | |
| 146 | X-203-15 | Tee, black iron | 1 | | | | | | | | | 1 | 1 | 1 | 1 | 1 | | | | | |
| 147 | X-426-18 | Clamp, hose | 4 | | | 2 | 2 | | | | | | | | | | | | | | |
| 147 | X-426-12 | Clamp, hose | | 2 | 2 | | | | | | | | | | | | | | | | |
| 147 | X-426-9 | Clamp, hose | | | | | | | | | | | | | 2 | 2 | | | | | |
| 148 | X-651-15 | Hose, rubber | 1 | 1 | 1 | | | | | | | | | | | | | | | | |
| 148 | X-651-19 | Hose, rubber | | | | 1 | 1 | 1 | 1 | 1 | 1 | 1 | 1 | | | | | | | | |
| 148 | X-651-13 | Hose, rubber | | | | | | | | | | | | | 1 | 1 | | | | | |
| 149 | X-6053-2 | Nut, hex | 2 | | | 4 | 4 | 2 | 2 | | 2 | | | | 2 | 2 | | | | | |
| 149 | X-6210-10 | Nut, hex | | | | | | | | | | | | | | | | | | | 2 |
| 150 | X-22-5 | Washer, shakeproof | 2 | | | 2 | 2 | 2 | 2 | | 2 | | | | 2 | 2 | | | | | |
| 150 | X-22-10 | Washer, shakeproof | | | | | | | | | | | | | | | | | | | 2 |
| 151 | X-6265-1 | Screw | 2 | 2 | 2 | 2 | 2 | 2 | 2 | 2 | 2 | 2 | 2 | 2 | 2 | 2 | | | | | |
| 151 | X-55-29 | Screw | | | | | | | | | | | | | | | | | | | 2 |
| 152 | X-6054-11 | Stud | | | | 2 | 2 | 2 | 2 | | | | | | 2 | 2 | | | | | |
| 152 | X-6054-6 | Stud | 2 | | | 2 | 2 | | | | | 2 | | | 2 | 2 | | | | | |
| 152 | X-352-76 | Stud | | | | | | | | | | | | | | | | | | | 2 |
| 153 | 276099 | Adapter, carburetor | 1 | 1 | 1 | | | | | | 1 | 1 | 1 | | 1 | 1 | | | | | |
| 153 | 276117 | Adapter, carburetor | | | | 1 | 1 | 1 | 1 | | | | | | | 1 | | | | | 1 |
| 153 | 276146 | Adapter, carburetor | | | | | | | | | | | | | | | | | | | |
| 154 | 276098 | Gasket, carburetor to manifold | 1 | 1 | 1 | 1 | 1 | 1 | 1 | 1 | 1 | 1 | 1 | 1 | 1 | 1 | | | | | 1 |
| 154 | 276147 | Gasket, carburetor to manifold | | | | | | | | | | | | | | | | | | | 1 |
| 155 | X-386-74 | Line, flexible | 1 | 1 | 1 | | | | | | 1 | 1 | 1 | | 1 | | | | | | |
| 155 | X-386-106 | Hose, breather | | | | | | | | | | | | | | | 1 | | | | |
| 155 | X-391-35 | Elbow (not shown) | | | | | | | | | | | | | | | | | | | 1 |
| 156 | 276121 | Hose, crankcase vent | 1 | 1 | 1 | | | | | | 1 | 1 | 1 | | 1 | | | | | | |
| 157 | 276122 | Regulator, crankcase vent | 1 | 1 | 1 | | | | | | 1 | 1 | 1 | | 1 | | | | | | |
| 158 | X-651-23 | Hose, rubber | 1 | 1 | 1 | | | | | | 1 | 1 | 1 | | 1 | | | | | | |
| 159 | X-312-13 | Hose | | | | 1 | 1 | | | | | | | | | | | | | | |
| 159 | X-312-24 | Hose | | | | | | | 1 | 1 | | | | | 1 | | | | | | |
| 160 | # | Screw, hex cap, 5/16-18 | | | | 1 | 1 | 1 | 1 | | | | | | | | | | | | |
| 161 | X-672-3 | Clamp, insulating | | | | 1 | 1 | 1 | 1 | | | | | | | | | | | | |
| 162 | X-22-16 | Washer, shakeproof | | | | 1 | 1 | 1 | 1 | | | | | | | | | | | | |
| 163 | # | Nut, hex, 5/16-18 | | | | 1 | 1 | 1 | 1 | | | | | | | | | | | | |
| 164 | 279449 | Oil Filter | 1 | 1 | 1 | 1 | 1 | 1 | 1 | 1 | 1 | 1 | 1 | 1 | 1 | 1 | | | | | |

Common hardware; procure locally.

Group 105: Engine, continued

Variations 25, 26, 28, 29, 179-9



Group 105: Engine, continued

| Item | Part Number | Description | Quantity | | | | |
|------|---------------|-------------------------------------|---------------|----|----|----|-------|
| | | | Variation No. | | | | |
| | | | 25 | 26 | 28 | 29 | 179-9 |
| 165 | 326596 | Lifting Bracket | 1 | 1 | | 1 | |
| 166 | 326419 | Exhaust Manifold | 1 | | | 1 | |
| 166 | See Group 104 | Exhaust Manifold | | 1 | | | |
| 167 | 326420 | Gasket, exhaust manifold | 1 | | | 1 | |
| 167 | See Group 104 | Gasket, exhaust manifold | | 1 | | | |
| 168 | X-6051-9 | Screw, hex head cap | | | | | 6 |
| 169 | 326416 | Intake Manifold | 1 | 1 | 1 | 1 | |
| 170 | 326417 | Gasket, intake manifold | 1 | 1 | 1 | 1 | |
| 171 | X-6050-3 | Screw | | | | 2 | 2 |
| 171 | X-6050-4 | Screw | | | | 6 | 6 |
| 172 | 326415 | Water Tube Assembly | 1 | | | | |
| 172 | 326398 | Water Tube Assembly | | 1 | | | |
| 172 | 226879 | Water Tube Assembly | | | 1 | | |
| 172 | 326862 | Water Tube Assembly | | | | | 1 |
| 173 | 326414 | O-ring | 1 | 1 | 1 | 1 | |
| 174 | 326355 | Water Inlet Bracket | 1 | | | | 1 |
| 174 | 326684 | Water Inlet Bracket | | 1 | | | |
| 174 | X-400-217 | Spacer (not shown) | | | | 1 | |
| 174 | X-6051-12 | Screw, HC (not shown) | | | | 1 | |
| 175 | X-545-98 | Cable, battery negative | | | | | 1 |
| 175 | X-545-49 | Cable, battery negative | | | | 1 | |
| 176 | X-6238-10 | Screw, HC | | | | | 1 |
| 177 | X-794-1 | Screw, drill hex | | | | 2 | 2 |
| 178 | 244723 | Cable, battery positive | | | | | 1 |
| 178 | X-545-50 | Cable, battery positive | | | | 1 | |
| 179 | 326864 | Rack, battery | | | | | 1 |
| 179 | 256981 | Rack, battery | | | | 1 | |
| 179 | 360491 | Bolt, angle (not shown) | | | | 2 | |
| 179 | X-101-4 | Nut, elastic stop 10-24 (not shown) | | | | 2 | |
| 179 | 324033 | Clamp, battery (not shown) | | | | 1 | |
| 180 | X-6051-2 | Screw, hex head cap | | | | 1 | 1 |
| 181 | X-672-31 | Clamp | | | | 1 | 1 |

Group 107: Nameplate and Decals

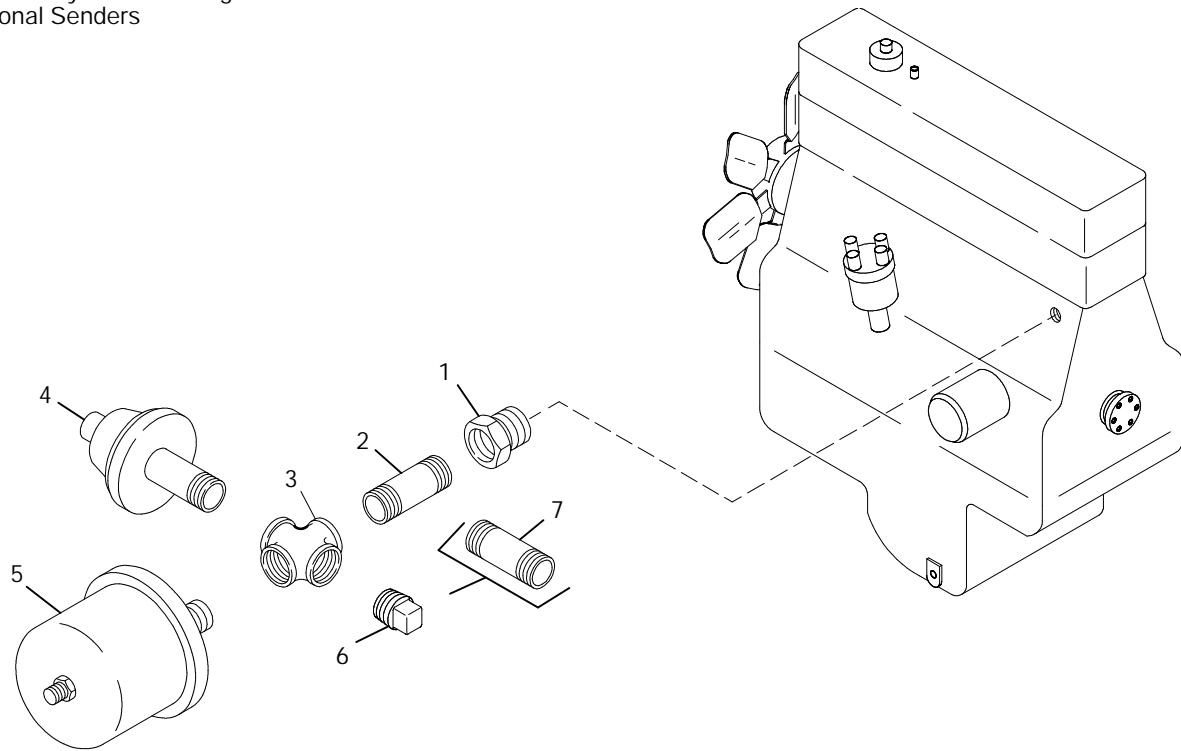
| Item | Part Number | Description | Quantity | | | | | | | | | | | | | |
|------|-------------|---------------------------------------|---------------|---|---|---|---|---|---|---|----|----|----|---|---|---|
| | | | Variation No. | | | | | | | | | | | | | |
| | | | 2 | 3 | 4 | 5 | 6 | 7 | 8 | 9 | 10 | 11 | 12 | | | |
| 1 | X-6247-14 | Decal, 18 kW | | | 2 | 2 | | 2 | 2 | | | | | | | |
| 1 | X-6247-1 | Decal, model 20 kW | | | | | | | | | | | | | | |
| 1 | X-6298-1 | Decal, model | | | | | | | | 2 | 2 | | | | | |
| 1 | X6247-2 | Decal, model 30 kW | 2 | | | | | | | | | | | | | |
| 1 | X-6298-2 | Decal, model | | | | | | | | | | | | 2 | 2 | |
| 2 | X-6232-1 | Decal, stripes | 2 | | | | | | | | | | | | | |
| 2 | X-6232-2 | Decal, stripes | 1 | | | | | | | | 2 | 2 | 2 | 2 | | |
| 2 | X-6235-5 | Decal, stripes | | | | | | | | | | | | | | |
| 3 | X-6246-1 | Decal, Kohler Power System | | | | | | | | | 2 | 2 | 2 | 2 | | |
| 4 | X-6275-3 | Logo, Kohler | | | | | | | | | 1 | 1 | 1 | 1 | | |
| 5 | 224234 | Decal, 1-800 number | | | | | | | | | 1 | 1 | 1 | 1 | | |
| 6 | 238402 | Decal, 12-volt | 1 | 1 | 1 | 1 | 1 | 1 | 1 | 1 | 1 | 1 | 1 | 1 | | |
| 7 | 249808 | Decal, warning, rotating parts | | | 1 | 1 | | 1 | 1 | | | | | | | |
| 8 | 249809 | Decal, hot engine | | | 1 | 1 | | | | | 1 | 1 | 1 | 1 | | |
| 9 | 257437 | Decal, lifting sling method | 1 | 1 | 1 | 1 | 1 | 1 | 1 | 1 | 1 | 1 | 1 | 1 | | |
| 10 | 257438 | Decal, hazardous voltage/moving rotor | 1 | 1 | 1 | 1 | 1 | 1 | 1 | 1 | 1 | 1 | 1 | 1 | | |
| 11 | 257441 | Decal, unbalanced weight | | | | | | | | | 1 | 1 | 1 | 1 | | |
| 12 | 258815 | Decal, hazardous voltage | | | 1 | | | | | | 1 | 1 | 1 | 1 | | |
| 13 | 259365 | Decal, backfeed | 1 | | | 1 | | 1 | 1 | 1 | 1 | 1 | 1 | 1 | | |
| 14 | 273739 | Decal, Fast Response | | | | | | | | 1 | 1 | 1 | 1 | | | |
| 15 | 238162 | Marker, adhesive | | | 1 | 1 | | 1 | 1 | | | | | | | |
| 16 | 239796 | Decal, warning, carbon monoxide | | | 1 | 1 | | 1 | 1 | | | | | | | |
| 17 | 241067 | Decal, instruction | 1 | | 1 | 1 | | 1 | 1 | 1 | 1 | 1 | 1 | | | |
| 18 | 290435 | Decal, equipment ground | | | 1 | 1 | | 1 | 1 | | | | | | | |
| 19 | 249810 | Decal, warning, hot coolant | | | | 1 | | 1 | 1 | | | | | | | |
| 20 | 254831 | Decal, regulator adjustment | | | | 1 | | 1 | 1 | 1 | | | | | | |
| 21 | 255882 | Decal, standby service | | | | | | 1 | | | | 1 | | | | 1 |
| 22 | 255084 | Decal, Fast Response | 1 | | | | | | | | | | | | | |
| 23 | 280561 | Decal, water drain | 1 | | | | | | | | | | | | | |
| 24 | 274323 | Decal, warning | | | | | | | | 1 | 1 | 1 | 1 | | | |
| 25 | 239776 | Decal, caution, lifting support | | | | | | | | | 1 | 1 | 1 | | | |
| 26 | 279958 | Decal, warning, 600-volt connection | | | | | | | | | 1 | 1 | 1 | | | |
| 27 | 273780 | Decal, warning | | | | | | | | | | | | | | |

Group 107: Nameplate and Decals, continued

| Item | Part Number | Description | Quantity | | | | | | | | | | | |
|------|-------------|---------------------------------------|---------------|----|----|----|----|----|----|----|-------|---|---|---|
| | | | Variation No. | | | | | | | | | | | |
| | | | 19 | 20 | 21 | 22 | 23 | 25 | 34 | 35 | 179-4 | | | |
| 1 | X-6247-14 | Decal, 18 kW | | 2 | 2 | | | | 2 | | | | | |
| 1 | X-6247-1 | Decal, model 20 kW | | | | | | 2 | | | | | | 2 |
| 1 | X-6298-1 | Decal, model | | | | | | | | | | | | |
| 1 | X6247-2 | Decal, model 30 kW | | | | | | | | | | | | |
| 1 | X-6298-2 | Decal, model | | | | | | | | | | | 2 | |
| 2 | X-6232-1 | Decal, stripes | | | | | | | | | | | | 2 |
| 2 | X-6232-2 | Decal, stripes | | | | | | | | | | 2 | 2 | 1 |
| 2 | X-6235-5 | Decal, stripes | | | | | | 3 | | | | | | |
| 3 | X-6246-1 | Decal, Kohler Power System | | | | | | 2 | | | | 2 | 2 | |
| 4 | X-6275-3 | Logo, Kohler | | | | | | 1 | 1 | 1 | 1 | 1 | 1 | |
| 5 | 224234 | Decal, 1-800 number | | | | | | 1 | 1 | 1 | 1 | 1 | 1 | |
| 6 | 238402 | Decal, 12-volt | 1 | 1 | 1 | 1 | 1 | 1 | 1 | 1 | 1 | 1 | 1 | 1 |
| 7 | 249808 | Decal, warning, rotating parts | | 1 | 1 | 1 | 1 | 1 | 1 | 1 | 1 | 1 | 1 | |
| 8 | 249809 | Decal, hot engine | | | | | | 1 | 1 | 1 | 1 | 1 | 1 | |
| 9 | 257437 | Decal, lifting sling method | 1 | 1 | 1 | 1 | 1 | 1 | 1 | 1 | 1 | 1 | 1 | 1 |
| 10 | 257438 | Decal, hazardous voltage/moving rotor | 1 | 1 | 1 | 1 | 1 | 1 | 1 | 1 | 1 | 1 | 1 | 1 |
| 11 | 257441 | Decal, unbalanced weight | | | | | | 1 | | | | | | |
| 12 | 258815 | Decal, hazardous voltage | | 1 | | | | 1 | 1 | 1 | 1 | 1 | | |
| 13 | 259365 | Decal, backfeed | | | 1 | 1 | 1 | 1 | 1 | 1 | 1 | | | 1 |
| 14 | 273739 | Decal, Fast Response | | | | | | 1 | | | | 1 | 1 | |
| 15 | 238162 | Marker, adhesive | | 1 | 1 | | | | | | | | | |
| 16 | 239796 | Decal, warning, carbon monoxide | | 1 | 1 | | | | 1 | | | | | |
| 17 | 241067 | Decal, instruction | | | | | | 1 | 1 | | | | | 1 |
| 18 | 290435 | Decal, equipment ground | | | | | | | | | | | | |
| 19 | 249810 | Decal, warning, hot coolant | | 1 | 1 | 1 | 1 | 1 | 1 | | | | | |
| 20 | 254831 | Decal, regulator adjustment | | | 1 | 1 | 1 | 1 | 1 | | | | | |
| 21 | 255882 | Decal, standby service | | | | 1 | | | 1 | | | | | |
| 22 | 255084 | Decal, Fast Response | | | | | | | | | | | | 1 |
| 23 | 280561 | Decal, water drain | | | | | | | | | | | | 1 |
| 24 | 274323 | Decal, warning | | | | | | | | | | | | |
| 25 | 239776 | Decal, caution, lifting support | | | | | | | | | | | 1 | |
| 26 | 279958 | Decal, warning, 600-volt connection | | | | | | 1 | | | | | 1 | |
| 27 | 273780 | Decal, warning | | | | 1 | 1 | | | | | | | |

Group 108: Oil Pressure Switch

See Accessory Parts Catalog
for Optional Senders

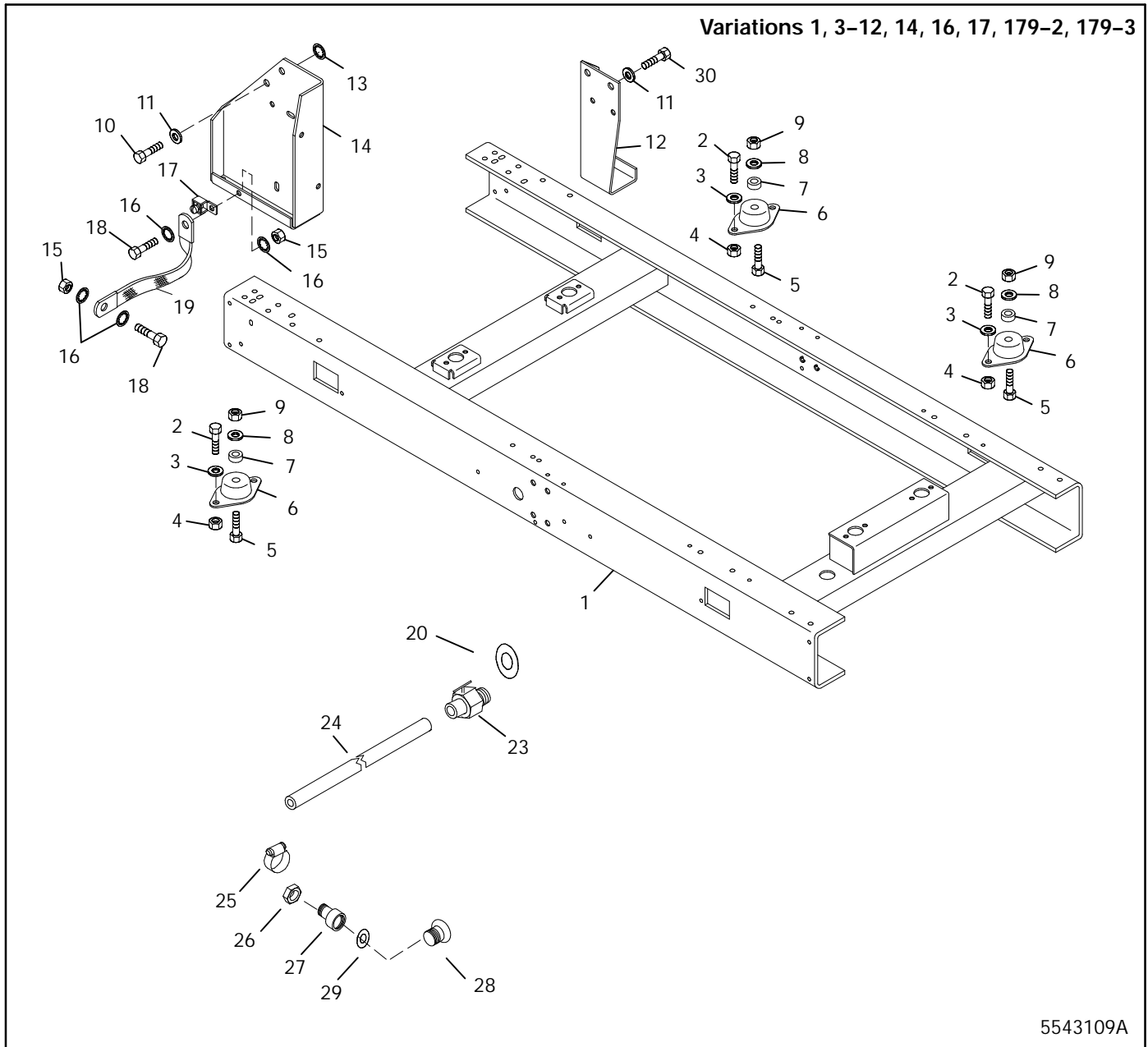


5543108A

| Item | Part Number | Description | Quantity | | | | | | | | | | | | | | | |
|------|-------------|--------------------------------|---------------|---|---|---|---|---|---|---|---|----|----|----|-------|-----|-----|---|
| | | | Variation No. | | | | | | | | | | | | | | | |
| | | | 1 | 2 | 3 | 4 | 5 | 6 | 7 | 8 | 9 | 10 | 11 | 12 | 179-3 | E28 | E29 | |
| 1 | A-106 | Bushing, reducer | | | | | 1 | | | 1 | 1 | 1 | 1 | 1 | 1 | | | |
| 1 | X-202-27 | Bushing, reducer | 1 | 1 | 1 | 1 | | 1 | 1 | | | | | | | | | |
| 2 | 289055 | Nipple, pipe | 1 | 1 | 1 | | | 1 | 1 | | | | | | | | | |
| 3 | 164037 | Cross, pipe | 1 | 1 | 1 | | | 1 | 1 | | 1 | 1 | 1 | | 1 | | | |
| 4 | 328309 | Switch, pressure | 1 | 1 | 1 | 1 | 1 | 1 | 1 | 1 | 1 | 1 | 1 | 1 | 1 | 1 | 1 | 1 |
| 5 | 264390 | Sender, oil pressure | 1 | | 1 | | | 1 | 1 | | 1 | 1 | 1 | | 1 | | | 1 |
| 6 | X-75-1 | Plug, pipe | 1 | 1 | 1 | | | | 1 | | 1 | 1 | 1 | | 1 | | | 1 |
| 7 | 296-5 | Connector | | | | | | 1 | | | | 1 | 1 | | | | | |
| 7 | X-203-16 | Tee, pipe, 1/8 x 1/8 x 1/8 in. | | | | | | | | | | 1 | 1 | | | | | |

Notes

Group 109: Skid and Plant Mounting



5543109A

| Item | Part Number | Description | Quantity | | | | | | | | | | | | | | | |
|------|-------------|-----------------------|---------------|---|---|---|---|---|---|---|----|----|----|----|----|----|-------|-------|
| | | | Variation No. | | | | | | | | | | | | | | | |
| | | | 1 | 3 | 4 | 5 | 6 | 7 | 8 | 9 | 10 | 11 | 12 | 14 | 16 | 17 | 179-2 | 179-3 |
| 1 | 244222 | Skid, engine mounting | 1 | | | | | | | | | | | | | | | |
| 1 | 258870 | Skid, engine mounting | | 1 | | | | | | | | | | | | | | |
| 1 | 254460 | Skid, engine mounting | | | 1 | | | | | | | | | | | | | |
| 1 | 254696 | Skid, engine mounting | | | | 1 | | | | | | | | | | | | |
| 1 | 254708 | Skid, engine mounting | | | | | 1 | | | | | | | | | | | |
| 1 | 276333 | Skid, engine mounting | | | | | | 1 | | | | | | | | | | |
| 1 | 276334 | Skid, engine mounting | | | | | | | 1 | | | | | | | | | |
| 1 | 276301 | Skid, engine mounting | | | | | | | | 1 | | | | | | | | |
| 1 | 326313 | Skid, engine mounting | | | | | | | | | 1 | | | | | | | |
| 1 | 326312 | Skid, engine mounting | | | | | | | | | | 1 | | | 1 | | | |
| 1 | 326412 | Skid, engine mounting | | | | | | | | | | | 1 | | | 1 | | |
| 1 | 326866 | Skid, engine mounting | | | | | | | | | | | | 1 | | | | |
| 1 | 326015 | Skid, engine mounting | | | | | | | | | | | | | | | 1 | 1 |
| 2 | # | Screw, HC, 1/2-13 | 8 | 8 | 8 | 8 | 8 | | | 8 | | | | | | | | |
| 2 | # | Screw, 3/8-16 | | | | | | | | | 8 | | | 8 | | | 8 | 8 |

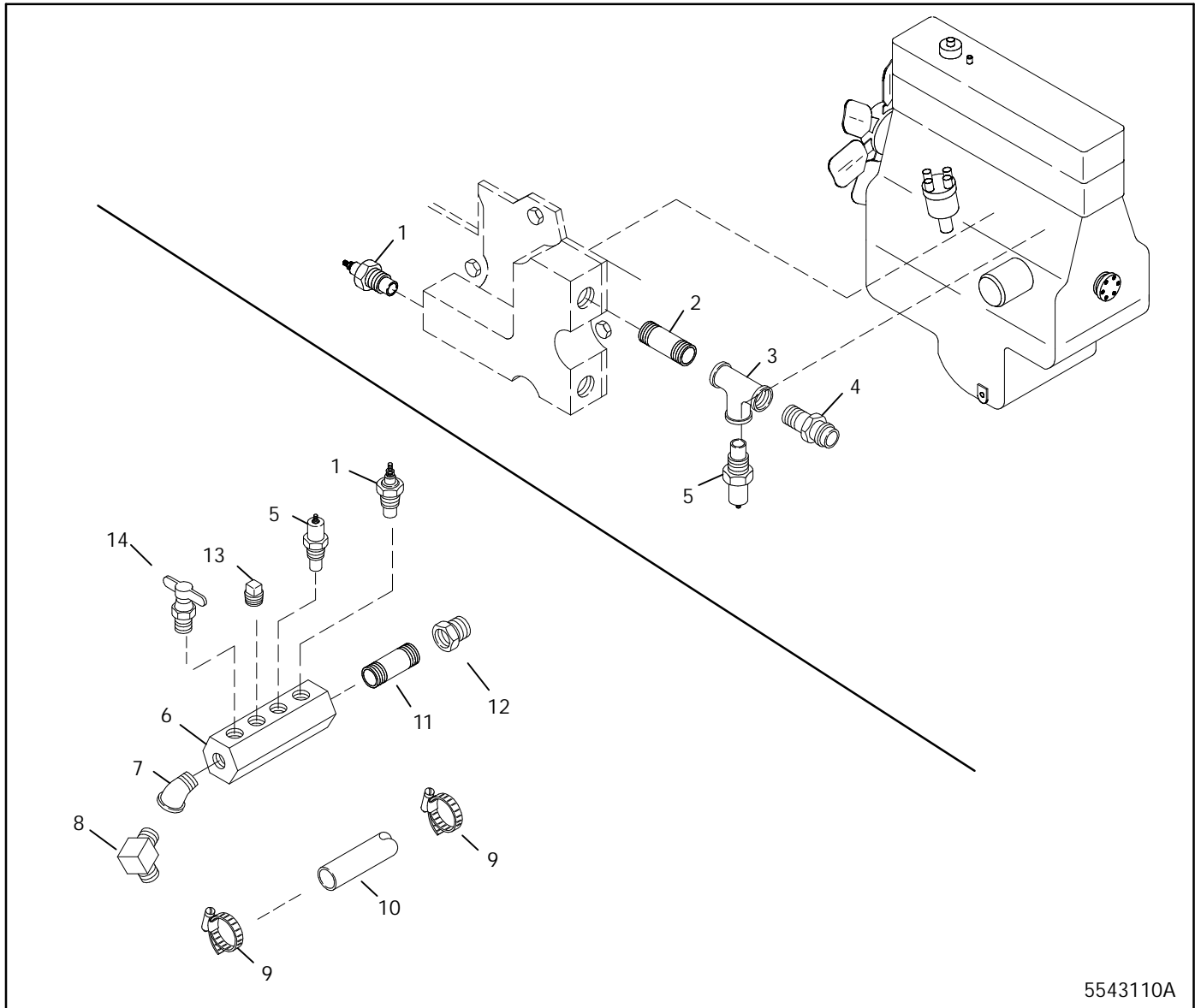
Common hardware; procure locally.

Group 109: Skid and Plant Mounting, continued

| Item | Part Number | Description | Quantity | | | | | | | | | | | | | | | |
|------|-------------|----------------------------|---------------|---|---|---|---|---|---|---|----|----|----|----|----|----|-------|-------|
| | | | Variation No. | | | | | | | | | | | | | | | |
| | | | 1 | 3 | 4 | 5 | 6 | 7 | 8 | 9 | 10 | 11 | 12 | 14 | 16 | 17 | 179-2 | 179-3 |
| 2 | # | Screw, HC, 5/16-18 | | | | | | 8 | 8 | | | | | | | | | |
| 3 | # | Washer, plain, 1/2 in. | 8 | 8 | 8 | 8 | 8 | | | 8 | | | | | | | | |
| 3 | # | Washer, plain, 3/8 in. | | | | | | | | 8 | | | | 8 | | | 8 | 8 |
| 3 | # | Washer, plain, 5/16 in. | | | | | | 8 | 8 | | | | | | | | | |
| 4 | # | Nut, hex, 1/2-13 | 8 | 8 | 8 | 8 | 8 | | | 8 | | | | | | | | |
| 4 | # | Nut, hex, 3/8-16 | | | | | | | | | | 8 | | | | | 8 | 8 |
| 4 | # | Nut, HC, 5/16-18 | | | | | | 8 | 8 | | | | | | | | | |
| 5 | # | Screw, HC, 1/2-13 | 4 | 4 | 4 | 4 | 4 | | | 4 | 4 | | | | | | 4 | |
| 5 | # | Screw, HC, 3/8-16 | | | | | | 4 | 4 | | | | | | | | | |
| 5 | X-129-24 | Screw | | | | | | | | | | | | 2 | | | | |
| 5 | X-129-23 | Screw | | | | | | | | | | | | 2 | 2 | 2 | | |
| 6 | 244210 | Vibromount | 4 | 4 | 4 | 4 | 4 | | | | | | | | | | | |
| 6 | 226458 | Vibromount (engine, right) | | | | | | 1 | 1 | | | | | | | | | |
| 6 | 229127 | Vibromount (engine, left) | | | | | | 1 | 1 | | | | | | | | | |
| 6 | 276476 | Vibromount (engine end) | | | | | | | | 2 | 2 | 2 | 2 | 2 | 2 | 2 | | |
| 6 | 324073 | Vibromount (engine end) | | | | | | | | | | | | | | | 2 | 2 |
| 6 | 258659 | Vibromount (generator end) | | | | | | 2 | 2 | | | | | | | | | |
| 6 | 324073 | Vibromount (generator end) | | | | | | | | 2 | | | | | | | 2 | |
| 6 | 324074 | Vibromount (generator end) | | | | | | | | | 2 | | | 2 | | | | |
| 6 | 278322 | Vibromount (generator end) | | | | | | | | | | 2 | 2 | | 2 | 2 | | |
| 6 | 276309 | Vibromount (generator end) | | | | | | | | | | | | | | | | 2 |
| 7 | X-400-191 | Spacer | | | | | | 4 | 4 | | | 4 | 4 | | 4 | 4 | | |
| 8 | X-25-96 | Washer, plain | | | | | | 4 | 4 | | | 4 | 4 | | | | | |
| 8 | X-25-140 | Washer, plain | | | | | | | | 4 | 4 | | | 4 | 2 | 2 | 4 | 4 |
| 9 | X-101-23 | Nut, hex stop | 4 | 4 | 4 | 4 | 4 | | | 4 | 4 | | | 4 | 2 | 2 | 4 | 4 |
| 9 | # | Nut, hex stop | | | | | | 4 | 4 | | | | | | | | | |
| 10 | X-6051-3 | Screw, HC | 4 | 4 | 4 | 4 | 4 | 4 | 4 | | | | | | | | | |
| 10 | X-6051-24 | Screw, HC | | | | | | | | | 2 | 2 | 2 | | | | | |
| 10 | X-6051-2 | Screw, HC | | | | | | | | | | | | 1 | 1 | 1 | | |
| 10 | X-6051-8 | Screw, HC | | | | | | | | | | | | 1 | 1 | 1 | | |
| 11 | # | Washer, plain, 7/16 in. | 4 | 4 | 4 | 4 | 4 | 4 | 4 | | | | | | | | | |
| 11 | X-22-14 | Washer | | | | | | | | | | | | 2 | 2 | 2 | | |
| 12 | 255235 | Support, engine (RS) | 1 | 1 | 1 | | | | | | | | | | | | | |
| 12 | 254932 | Support, engine (RS) | | | | 1 | 1 | 1 | 1 | | | | | | | | | |
| 12 | 276303 | Support, engine (RS) | | | | | | | | 1 | | | | | | | | |
| 12 | 326310 | Support, engine (RS) | | | | | | | | | 1 | 1 | 1 | 1 | 1 | 1 | 1 | 1 |
| 12 | 326017 | Support, engine (RS) | | | | | | | | | | | | | | | 1 | 1 |
| 12 | X-6024-2 | Screw, HC (not shown) | | | | | | | | | | | | | | | 4 | 4 |
| 13 | X-22-15 | Washer, lock | 2 | 2 | 2 | 2 | 2 | 2 | 2 | 4 | | | | | | | | |
| 13 | X-22-14 | Washer, lock | | | | | | | | | | | | 1 | | | | |
| 13 | X-22-16 | Washer, lock | | | | | | | | | | | | 1 | | | | |
| 14 | 255234 | Support, engine (LS) | 1 | 1 | 1 | 1 | 1 | 1 | 1 | | | | | | | | | |
| 14 | 276302 | Support, engine (LS) | | | | | | | | 1 | | | | | | | | |
| 14 | 326311 | Support, engine (LS) | | | | | | | | | 1 | 1 | 1 | 1 | 1 | 1 | | |
| 14 | 326016 | Support, engine (LS) | | | | | | | | | | | | | | | 1 | 1 |
| 14 | X-400-209 | Spacer (not shown) | | | | | | | | | 2 | 2 | 2 | 2 | 2 | 2 | | |
| 15 | # | Nut, hex, 5/16-18 | 2 | 2 | 2 | 2 | 2 | 2 | 2 | | | | | | | | | |
| 16 | XX-22-16 | Washer, lock, 5/16 in. | 4 | 4 | 4 | 4 | 4 | 4 | 4 | 4 | 4 | 4 | 4 | 4 | 4 | 4 | 4 | 4 |
| 17 | X-377-11 | Terminal, grounding | | | 1 | 1 | 1 | 1 | 1 | | | | | | | | | |
| 18 | X-125-5 | Screw, HC, 5/16-18 | 2 | 2 | 2 | 2 | 2 | 2 | 2 | | | | | | | | | |
| 18 | # | Hardware, 5/16-18 | | | | | | | | 4 | 4 | | | 4 | | | 4 | 4 |
| 19 | 290418 | Strap, ground | 1 | 1 | 1 | 1 | 1 | 1 | 1 | 1 | 1 | 1 | 1 | 1 | 1 | 1 | 1 | 1 |
| 20 | 276317 | Washer, nylon | | | | | | | | | | | | | | | | |
| 23 | 359300 | Valve, oil drain | | | | | | | | | | | | 1 | 1 | 1 | | |
| 24 | 326921 | Hose, molded | | | | | | | | | | | | 1 | 1 | 1 | | |
| 25 | X-426-9 | Clamp, hose | | | | | | | | | | | | 2 | 2 | 2 | | |
| 26 | X-80-1 | Nut, hex | | | | | | | | | | | | 1 | 1 | 1 | | |
| 27 | 254720 | Adapter, hose | | | | | | | | | | | | 1 | 1 | 1 | | |
| 28 | 241062 | Plug, drain | | | | | | | | | | | | 1 | 1 | 1 | | |
| 29 | 276552 | Washer, nylon | | | | | | | | | | | | 1 | 1 | 1 | | |
| 30 | X-6051-21 | Screw | | | | | | | | | | | | 1 | 1 | 1 | | |

Common hardware; procure locally.

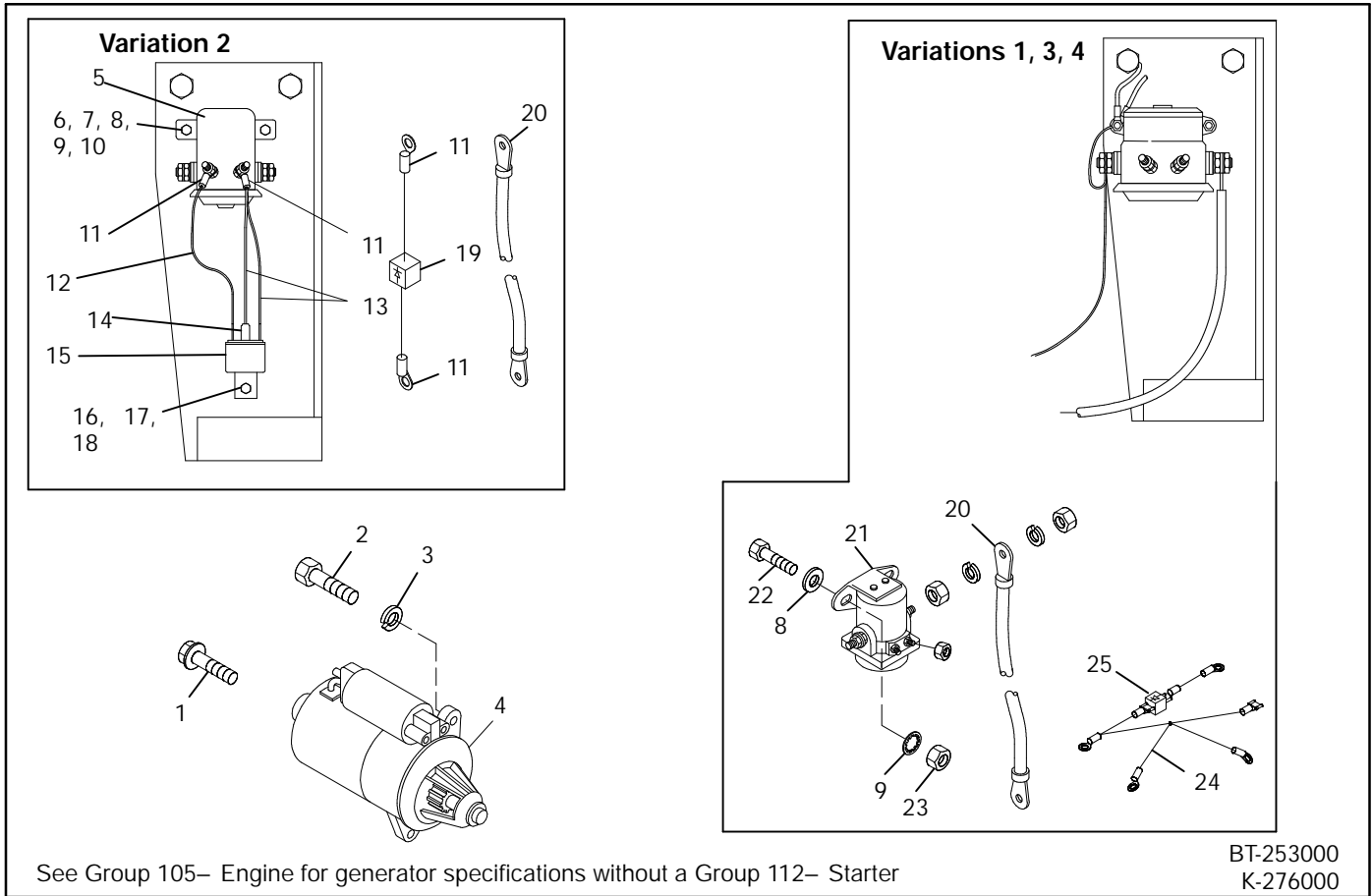
Group 110: Temperature Switch



5543110A

| Item | Part Number | Description | Quantity | | | | | | | | | | | |
|------|-------------|------------------------------|---------------|---|---|---|---|---|---|-----|-----|-------|--|---|
| | | | Variation No. | | | | | | | | | | | |
| | | | 1 | 2 | 3 | 4 | 5 | 6 | 7 | E28 | E29 | 179-3 | | |
| 1 | 255240 | Sender, water temperature | 1 | | | | 1 | 1 | | | | 1 | | |
| 1 | 268298 | Sender, water temperature | | | | | | | | | | | | 1 |
| 2 | X-204-9 | Nipple, pipe | | | 1 | | | | | | | | | |
| 3 | X-203-15 | Tee | | | 1 | | | | | | | | | |
| 4 | X-582-9 | Connector, hose | | 1 | | | | | | | | | | |
| 5 | 255241 | Switch, high temperature | 1 | 1 | 1 | 1 | 1 | | | | | | | |
| 5 | 326105 | Switch, high temperature | | | | | | 1 | 1 | 1 | 1 | | | |
| 5 | 241308 | Switch, high temperature | | | | | | | | | | | | 1 |
| 6 | 273659 | Manifold, temperature switch | | | | | | | | | | | | 1 |
| 7 | X-211-3 | Elbow | | | | | | | | | | | | 1 |
| 8 | X-391-33 | Elbow, hose | | | | | | | | | | | | 1 |
| 9 | X-426-3 | Clamp, hose | | | | | | | | | | | | 1 |
| 10 | X-312-23 | Hose | | | | | | | | | | | | 1 |
| 11 | X-209-2 | Nipple, pipe, 1/2 x 1 3/16 | | | | | | | | | | | | 1 |
| 12 | X-202-41 | Bushing, reducer | | | | | | | | | | | | 1 |
| 13 | X-75-3 | Plug, pipe | | | | | | | | | | | | 1 |
| 14 | X-256-5 | Valve, drain | | | | | | | | | | | | 1 |

Group 112: Starter



| Item | Part Number | Description | Quantity | | | |
|------|--------------|------------------------------------|---------------|---|---|---|
| | | | Variation No. | | | |
| | | | 1 | 2 | 3 | 4 |
| 1 | 276096 | Screw, washer head | | | 1 | 1 |
| 2 | X-6051-3 | Screw, HC | | | 3 | 3 |
| 3 | # | Washer, lock, 7/16 in. | | | 3 | 3 |
| 4 | 276112 | Motor Assembly, starter | | | 1 | 1 |
| 5 | 233442 | Relay | | 1 | | |
| 6 | X-465-16 | Screw, HC | | 2 | | |
| 7 | X-20-1 | Washer, lock | | 2 | | |
| 8 | X-25-52 | Washer, plain | | 2 | | |
| 9 | X-22-12 | Washer, shakeproof | 2 | 2 | 2 | 2 |
| 10 | X-81-1 | Nut, hex | | 2 | | |
| 11 | X-283-3 | Terminal | | 4 | | |
| 12 | LW-1805-5714 | Lead | | 1 | | |
| 13 | LW-1805-5700 | Lead | | 2 | | |
| 14 | X-431-30 | Terminal | | 1 | | |
| 15 | 259391 | Relay | | 1 | | |
| 16 | X-117-5 | Screw, HC | | 1 | | |
| 17 | X-19-1 | Washer, lock | | 1 | | |
| 18 | X-70-2 | Nut, hex | | 1 | | |
| 19 | 233712 | Diode | | 1 | | |
| 20 | X-545-34 | Cable, battery | 1 | 1 | 1 | 1 |
| 21 | 291891 | Solenoid, starter | 1 | 1 | 1 | 1 |
| 22 | # | Screw, HC, 1/4-20 | 2 | | 2 | 2 |
| 23 | # | Nut, hex, 1/4-20 | 2 | | 2 | 2 |
| 24 | 276340 | Harness, wiring (includes item 25) | | | 1 | 1 |
| 25 | 233959 | Diode | | | 1 | 1 |

Common hardware; procure locally.

Group 119: Recommended Spare Parts

| Item | Part Number | Description | Quantity | | | | | | | | |
|------|-----------------|-------------------------|---------------|---|---|---|---|---|-------|-------|---|
| | | | Variation No. | | | | | | | | |
| | | | 1 | 2 | 3 | 4 | 5 | 6 | 179-1 | 179-2 | |
| 1 | 291207 | Fuse, 1.5-amp | 5 | 5 | | | 5 | | | 5 | |
| 2 | 243273 | Fuse, 3-amp | 5 | 5 | | | 5 | | | 5 | |
| 3 | 283645 | Fuse, 15-amp | 5 | 5 | | | 5 | | | 5 | |
| 4 | See chart below | Main Circuit Board | 1 | 1 | | | 1 | | | 1 | |
| 5 | B-292902 | Photo Board | 1 | 1 | 1 | 1 | 1 | 1 | | 1 | 1 |
| 6 | B-258545 | Split Activator | 1 | 1 | 1 | 1 | 1 | 1 | 1 | 1 | 1 |
| 7 | A-257099 | LED Board | 1 | 1 | 1 | 1 | 1 | 1 | 1 | 1 | 1 |
| 8 | C-255670 | Voltage Regulator | 1 | 1 | 1 | 1 | 1 | 1 | 1 | 1 | 1 |
| 9 | See chart below | Indicator Board | 1 | 1 | | | 1 | | | 1 | |
| 10 | 241927 | Speed Sensor | 1 | 1 | | | 1 | | | 1 | |
| 11 | 255126 | Bulb | 5 | 5 | | | 5 | | | 5 | |
| 12 | 276287 | Hose, upper radiator | 1 | 1 | | | | | | | |
| 12 | 326356 | Hose, upper radiator | | | | | 1 | | | | |
| 12 | 326004 | Hose, upper radiator | | | | | | | | 1 | |
| 13 | 276288 | Hose, lower radiator | 1 | 1 | | | | | | | |
| 13 | 326357 | Hose, lower radiator | | | | | 1 | | | | |
| 13 | 326003 | Hose, lower radiator | | | | | | | | 1 | |
| 14 | 279450 | Thermostat and seal | 1 | 1 | 1 | 1 | 1 | 1 | | | |
| 14 | 276162 | Thermostat | | | | | | | | 1 | 1 |
| 15 | 276148 | Fan Belt | 1 | 1 | 1 | 1 | | | | | |
| 15 | 326320 | Fan Belt | | | | | 1 | 1 | | | |
| 15 | 276142 | Fan Belt (matched pair) | | | | | | | | 1 | 1 |
| 16 | 258423 | Air Filter | 4 | | 4 | | 4 | 4 | | | |
| 16 | 253107 | Air Filter | | 4 | | 4 | | | | | |
| 16 | 326099 | Air Filter | | | | | | | | 4 | 4 |
| 17 | 279449 | Oil Filter | 8 | 8 | 8 | 8 | 8 | 8 | 8 | 8 | 8 |

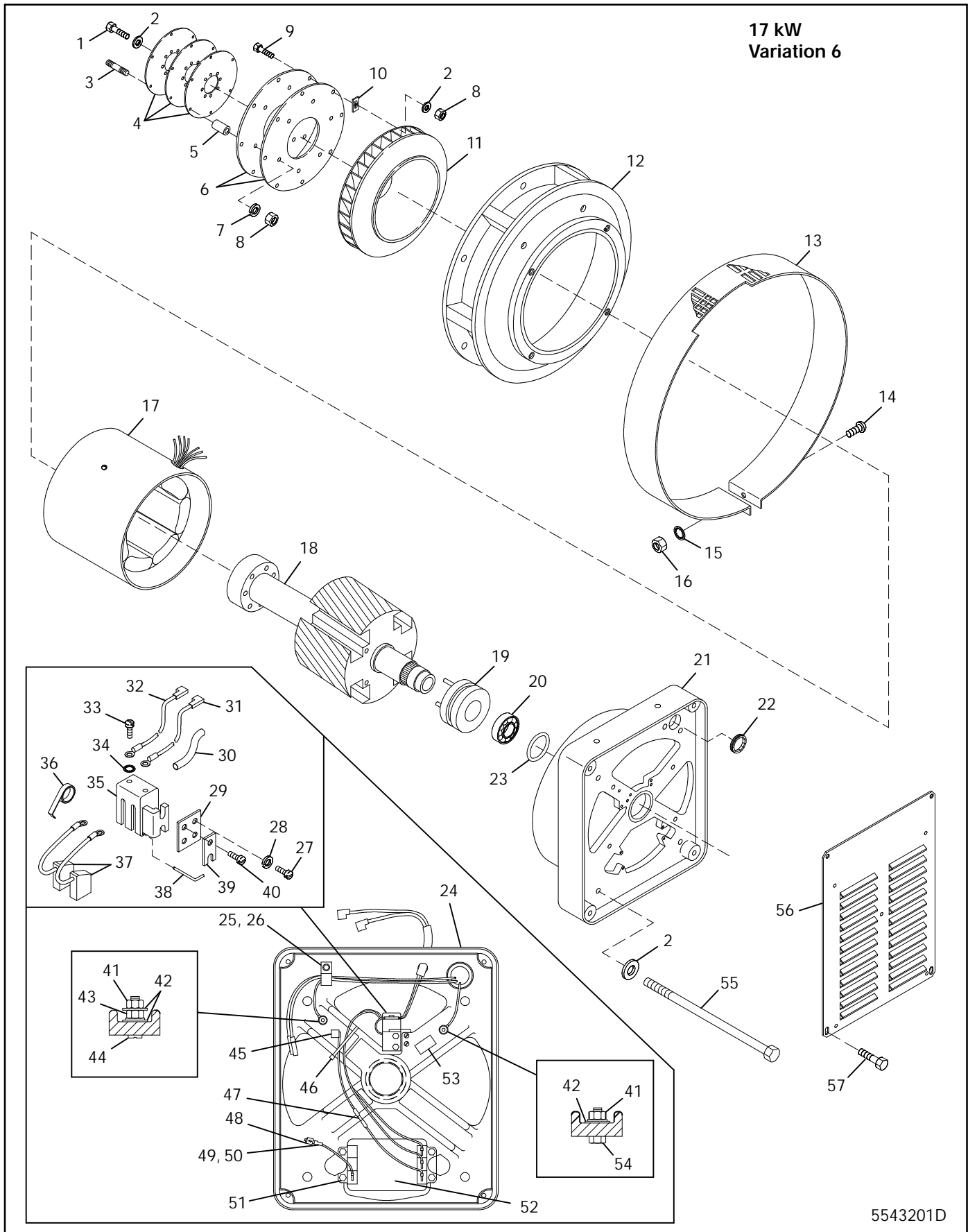
Serial Number-- Contingent Spare Parts

| Part Description | Part Number | |
|--------------------|-----------------------------|---------------------------------|
| | Before Serial Number 363369 | Serial Numbers 363369 and After |
| Main Circuit Board | G-292806 | A-336415 |
| Indicator Board | B-292357 | A-336432 |

Notes

Group 201: Generator and Mounting

17 kW
Variation 6



5543201D

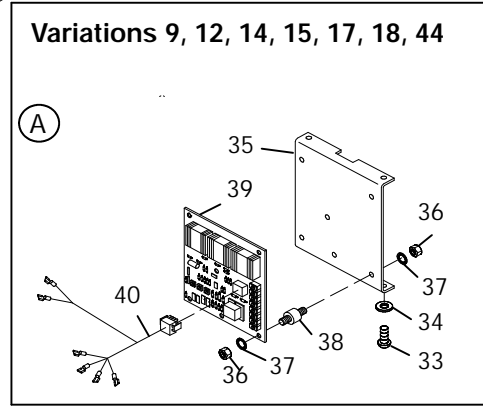
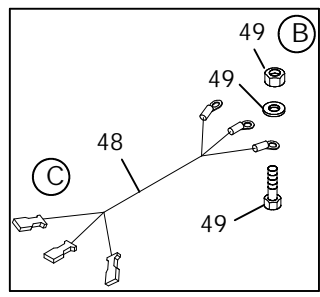
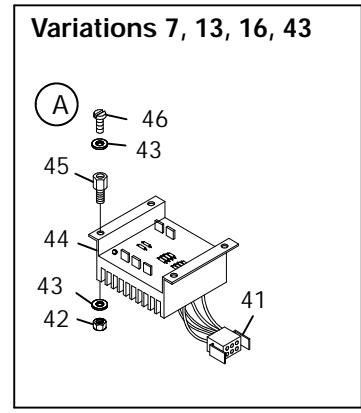
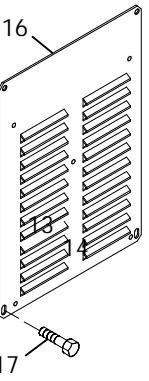
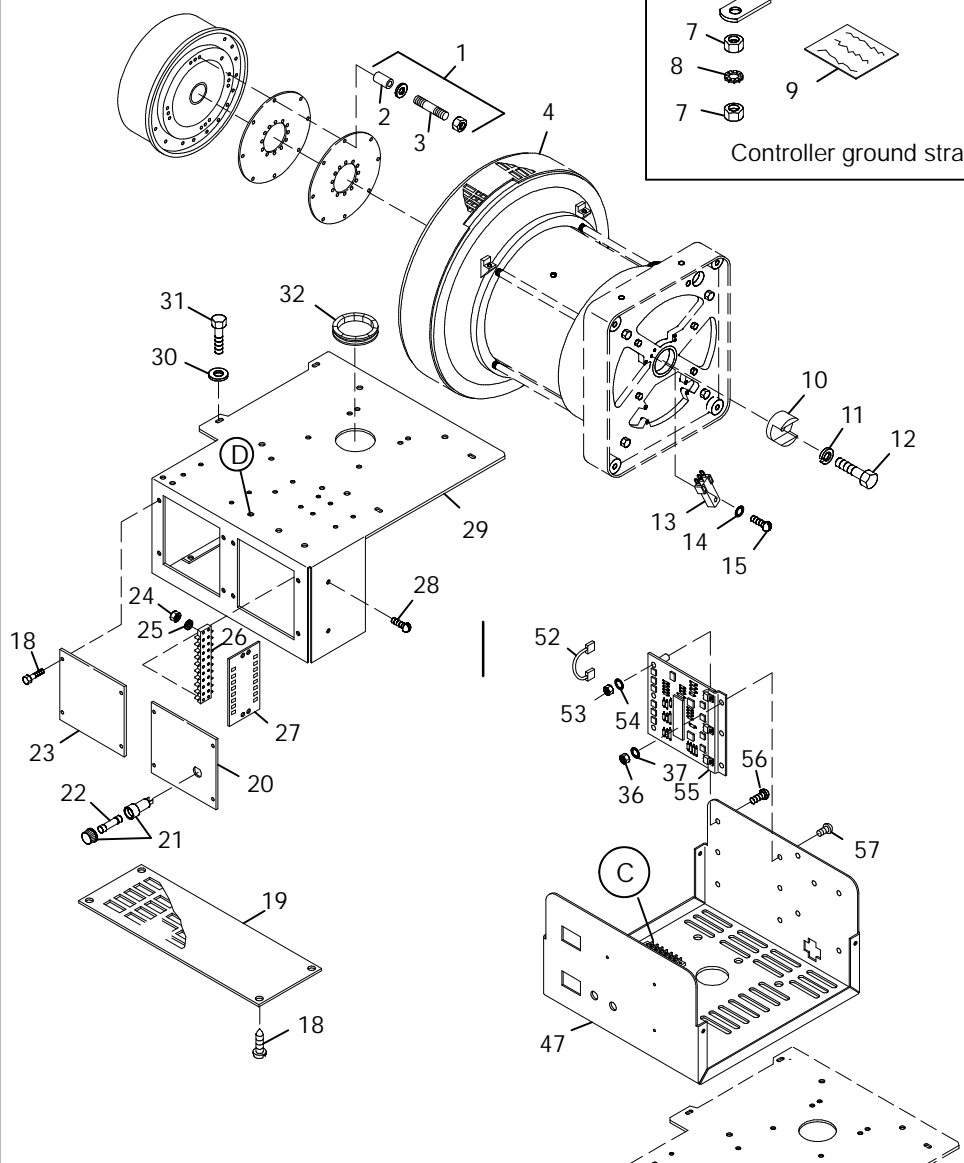
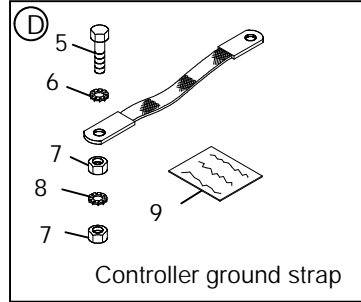
Group 201: Generator and Mounting, continued

| Item | Part Number | Description | Quantity |
|------|-----------------|--|------------|
| | | | Var. No. 6 |
| 1 | 270158 | Screw, cylinder head | 8 |
| 2 | X-801-3 | Washer, hardened | 20 |
| 3 | X-352-17 | Stud | 6 |
| 4 | 254461 | Disc, drive | 3 |
| 5 | X-400-175 | Spacer | 6 |
| 6 | 254463 | Plate, adapter | 2 |
| 7 | X-22-1 | Washer, lock | 6 |
| 8 | X-83-2 | Nut, hex | 14 |
| 9 | X-6238-4 | Screw, HC | 8 |
| 10 | 295025 | Retainer | 8 |
| 11 | 259956 | Fan, generator | 1 |
| 12 | 250602 | Adapter, generator | 1 |
| 13 | 269425 | Guard, generator | 1 |
| 14 | X-50-42 | Screw, round head machine | 1 |
| 15 | X-22-9 | Washer, shakeproof | 1 |
| 16 | X-70-2 | Nut, hex | 1 |
| 17 | 250606 | Stator Assembly | 1 |
| 18 | A-254462 | Rotor Assembly (Includes 19 and 20) | 1 |
| 19 | 238134 | Ring, collector | 1 |
| 20 | X-758-1 | Bearing | 1 |
| 21 | A-258384 | Bracket Assembly, end (Includes 22-54) | 1 |
| 22 | X-284-22 | Grommet | 1 |
| 23 | 256466 | O-Ring | 1 |
| 24 | 256443 | Bracket, end | 1 |
| 25 | X-67-51 | Screw, HC | 1 |
| 26 | X-672-10 | Clamp | 1 |
| 27 | X-50-56 | Screw, RHM | 2 |
| 28 | X-19-1 | Washer, lock | 2 |
| 29 | 259275 | Bracket, brush holder | 1 |
| 30 | X-415-2 | Sleeve, insulating | 1 |
| 31 | SWOP-1822-15312 | Lead | 1 |
| 32 | SWON-1822-15312 | Lead | 1 |
| 33 | X-49-1 | Screw, RHM | 2 |
| 34 | X-22-6 | Washer, lock | 2 |
| 35 | 239247 | Holder, brush | 1 |
| 36 | 238150 | Spring | 2 |
| 37 | 239282 | Brush | 2 |
| 38 | 238247 | Retainer, wire | 1 |
| 39 | 238248 | Shim, brush holder | 1 |
| 40 | X-97-13 | Screw, HC | 2 |
| 41 | X-81-8 | Nut, hex | 2 |
| 42 | X-22-12 | Washer, shakeproof | 3 |
| 43 | X-81-1 | Nut, hex | 1 |
| 44 | X-73-9 | Screw, RHM | 1 |
| 45 | 201620-152 | Tab, ident | 1 |
| 46 | X-468-3 | Tie, cable | 1 |
| 47 | A-258406 | Holder Assembly, fuse | 1 |
| 48 | 233959 | Diode | 1 |
| 49 | X-6004-3 | Terminal | 2 |
| 50 | LW-1804-15257 | Lead | 1 |
| 51 | X-67-59 | Screw, self-tapping | 4 |
| 52 | 228602 | Regulator Assembly | 1 |
| 53 | 238575 | Decal, ground | 1 |
| 54 | X-465-18 | Screw, HC | 1 |
| 55 | 250614 | Bolt, over | 4 |
| 56 | 250713 | Panel, louver | 1 |
| 57 | X-67-52 | Screw, HC | 4 |

Group 201: Generator and Mounting, continued

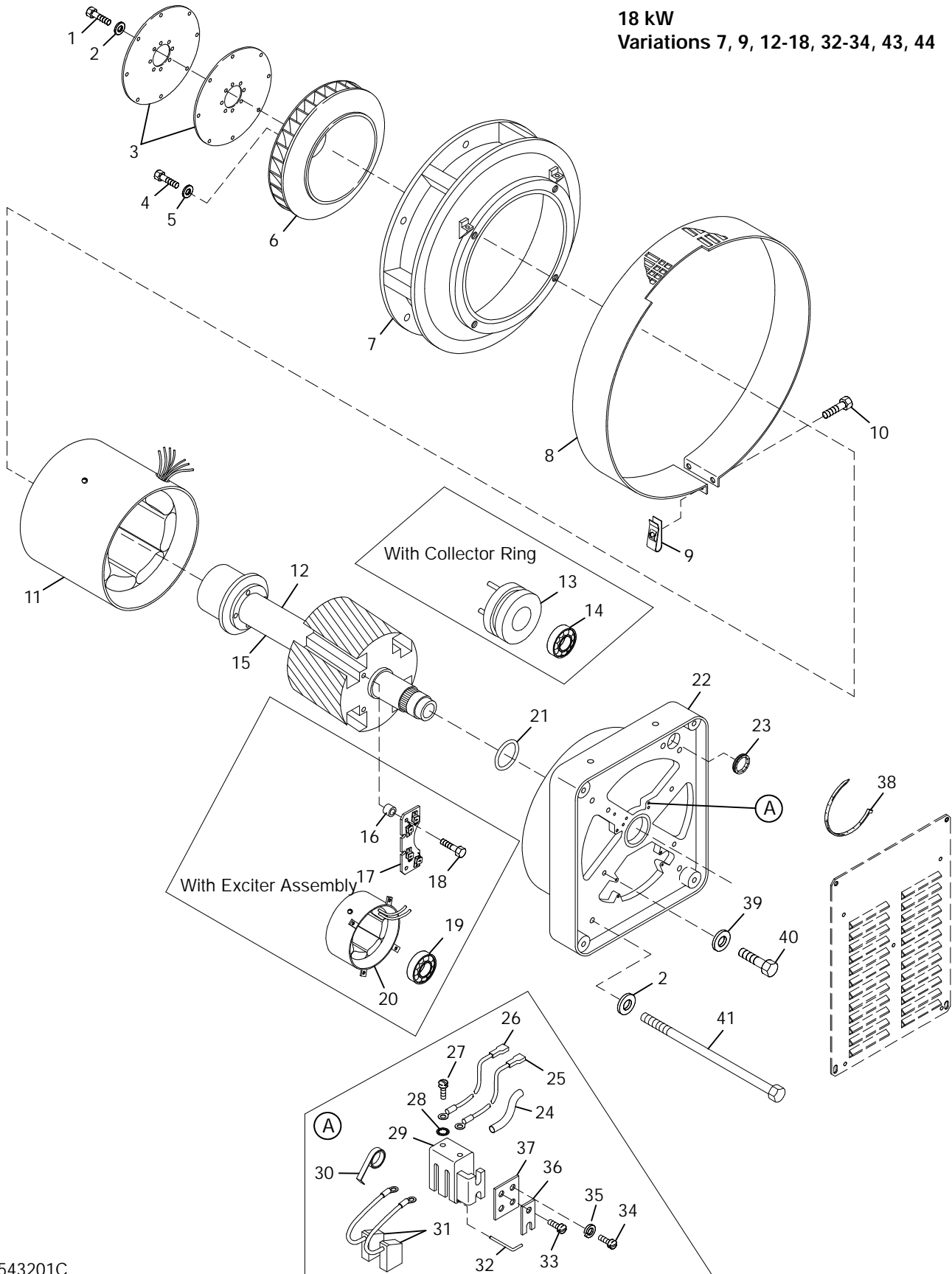
18 kW

Variations 7, 9, 12-18, 32-34, 43, 44



Group 201: Generator and Mounting, continued

18 kW
Variations 7, 9, 12-18, 32-34, 43, 44



5543201C

Group 201: Generator and Mounting, continued

| Item | Part Number | Description | Quantity | | | | | | | | | | | | | | | |
|------|----------------|---------------------------------------|---------------|----|----|----|----|----|----|----|----|----|----|----|----|----|----|----|
| | | | Variation No. | | | | | | | | | | | | | | | |
| | | | 7 | 9 | 12 | 13 | 14 | 15 | 16 | 17 | 18 | 32 | 33 | 34 | 43 | 44 | | |
| 1 | 270956 | Screw, HC | 8 | 8 | 8 | 8 | 8 | 8 | 8 | 8 | 8 | 8 | 8 | 8 | 8 | 8 | 8 | 8 |
| 2 | X-801-3 | Washer, hardened | 12 | 12 | 12 | 12 | 12 | 12 | 12 | 12 | 12 | 12 | 12 | 12 | 12 | 12 | 12 | 12 |
| 3 | 257014 | Disc, armature drive | 2 | 2 | 2 | 2 | 2 | 2 | 2 | 2 | 2 | 2 | 2 | 2 | 2 | 2 | 2 | 2 |
| 4 | X-6238-11 | Screw, HC | 4 | 4 | 4 | 4 | 4 | 4 | 4 | 4 | 4 | 4 | 4 | 4 | 4 | 4 | 4 | 4 |
| 5 | X-25-93 | Washer, plain | 4 | 4 | 4 | 4 | 4 | 4 | 4 | 4 | 4 | 4 | 4 | 4 | 4 | 4 | 4 | 4 |
| 6 | 257020 | Fan, generator | 1 | 1 | 1 | 1 | 1 | 1 | 1 | 1 | 1 | 1 | 1 | 1 | 1 | 1 | 1 | 1 |
| 7 | 239614 | Adapter | 1 | 1 | 1 | 1 | 1 | 1 | 1 | 1 | 1 | 1 | 1 | 1 | 1 | 1 | 1 | 1 |
| 7 | 326328 | Adapter | | | | | | | | | | 1 | 1 | 1 | 1 | 1 | 1 | 1 |
| 8 | 257046 | Guard, generator fan | 1 | 1 | 1 | 1 | 1 | 1 | 1 | 1 | 1 | 1 | 1 | 1 | 1 | 1 | 1 | 1 |
| 8 | 326346 | Guard, generator fan | | | | | | | | | | 1 | 1 | 1 | 1 | 1 | 1 | 1 |
| 9 | 257442 | Clip, speed | 2 | 2 | 2 | 2 | 2 | 2 | 2 | 2 | 2 | 2 | 2 | 2 | 2 | 2 | 2 | 2 |
| 10 | X-67-125 | Screw, self-tapping | 2 | 2 | 2 | 2 | 2 | 2 | 2 | 2 | 2 | 2 | 2 | 2 | 2 | 2 | 2 | 2 |
| 11 | 239629 | Stator Assembly | | 1 | | | 1 | | | | 1 | | | | 1 | | | 1 |
| 11 | 257355 | Stator Assembly | 1 | | | 1 | | | | 1 | | | | 1 | | | 1 | |
| 11 | 254912 | Stator Assembly | | | 1 | | | | 1 | | | 1 | | 1 | | | | |
| 12 | A-257362 | Rotor Assembly | 1 | | | 1 | | | 1 | | | | | | | | 1 | |
| 12 | A-326477 | Rotor Assembly | | | | | | | | | | 1 | | | | | | |
| 13 | 238134 | Collector Ring | 1 | | | 1 | | | 1 | | | 1 | | | | | 1 | |
| 14 | X-758-1 | Bearing | 1 | | | 1 | | | 1 | | | 1 | | | | | 1 | |
| 15 | A-239643 | Rotor Assembly (includes items 16-19) | | 1 | 1 | | 1 | 1 | | 1 | 1 | | | | | | | |
| 15 | A-326478 | Rotor Assembly (includes items 16-19) | | | | | | | | | | | | 1 | 1 | | | 1 |
| 16 | X-400-143 | Spacer | | 2 | 2 | | 2 | 2 | | 2 | 2 | | | 2 | 2 | | | 2 |
| 17 | A-239669 | Circuit Board | | 1 | 1 | | 1 | 1 | | 1 | 1 | | | 1 | 1 | | | 1 |
| 18 | X-6071-5 | Screw, HC | | 1 | 1 | | 1 | 1 | | 1 | 1 | | | 1 | 1 | | | 1 |
| 19 | X-758-1 | Bearing | | 1 | 1 | | 1 | 1 | | 1 | 1 | | | 1 | 1 | | | 1 |
| 20 | 239702 | Exciter Assembly | | 1 | 1 | | 1 | 1 | | 1 | 1 | | | 1 | 1 | | | 1 |
| 21 | 256466 | O-Ring | 1 | 1 | 1 | 1 | 1 | 1 | 1 | 1 | 1 | 1 | 1 | 1 | 1 | 1 | 1 | 1 |
| 122 | 228614 | Bracket, end | 1 | 1 | 1 | 1 | 1 | 1 | 1 | 1 | 1 | 1 | 1 | 1 | 1 | 1 | 1 | 1 |
| 23 | X-6072-2 | Grommet, nylon | 1 | 1 | 1 | 1 | 1 | 1 | 1 | 1 | 1 | 1 | 1 | 1 | 1 | 1 | 1 | 1 |
| 24 | X-415-2 | Sleeve, insulating | 1 | | | 1 | | | 1 | | | 1 | | | 1 | | | 1 |
| 25 | SWOP-1617-5712 | Lead | 1 | | | 1 | | | 1 | | | 1 | | | 1 | | | 1 |
| 26 | SWON-1617-5712 | Lead | 1 | | | 1 | | | 1 | | | 1 | | | 1 | | | 1 |
| 27 | X-49-1 | Screw, round head | 1 | | | 1 | | | 1 | | | 1 | | | 1 | | | 1 |
| 28 | X-22-6 | Washer, lock | 1 | | | 1 | | | 1 | | | 1 | | | 1 | | | 1 |
| 29 | 239247 | Holder, brush | 1 | | | 1 | | | 1 | | | 1 | | | 1 | | | 1 |
| 30 | 238150 | Spring, brush | 2 | | | 2 | | | 2 | | | 2 | | | 2 | | | 2 |
| 31 | 239282 | Brush | 2 | | | 2 | | | 2 | | | 2 | | | 2 | | | 2 |
| 32 | 238282 | Retainer, wire | 1 | | | 1 | | | 1 | | | 1 | | | 1 | | | 1 |
| 33 | X-97-13 | Screw, slotted | 2 | | | 2 | | | 2 | | | 2 | | | 2 | | | 2 |
| 34 | X-50-56 | Screw, slotted | 2 | | | 2 | | | 2 | | | 2 | | | 2 | | | 2 |
| 35 | X-19-1 | Washer, lock | 1 | | | 1 | | | 1 | | | 1 | | | 1 | | | 1 |
| 36 | 238248 | Shim, brush holder | 1 | | | 1 | | | 1 | | | 1 | | | 1 | | | 1 |
| 37 | 259275 | Bracket, brush | 1 | | | 1 | | | 1 | | | 1 | | | 1 | | | 1 |
| 38 | X-468-1 | Tie, cable | 1 | | | 1 | | | 1 | | | 1 | | | 1 | | | 1 |
| 39 | X-801-2 | Washer, hardened | 4 | 4 | 4 | 4 | 4 | 4 | 4 | 4 | 4 | 4 | 4 | 4 | 4 | 4 | 4 | 4 |
| 40 | X-465-16 | Screw, HC | 4 | 4 | 4 | 4 | 4 | 4 | 4 | 4 | 4 | 4 | 4 | 4 | 4 | 4 | 4 | 4 |
| 41 | 239720 | Bolt | 4 | 4 | 4 | 4 | 4 | 4 | 4 | 4 | 4 | 4 | 4 | 4 | 4 | 4 | 4 | 4 |

Common hardware; procure locally.

Group 201: Generator and Mounting

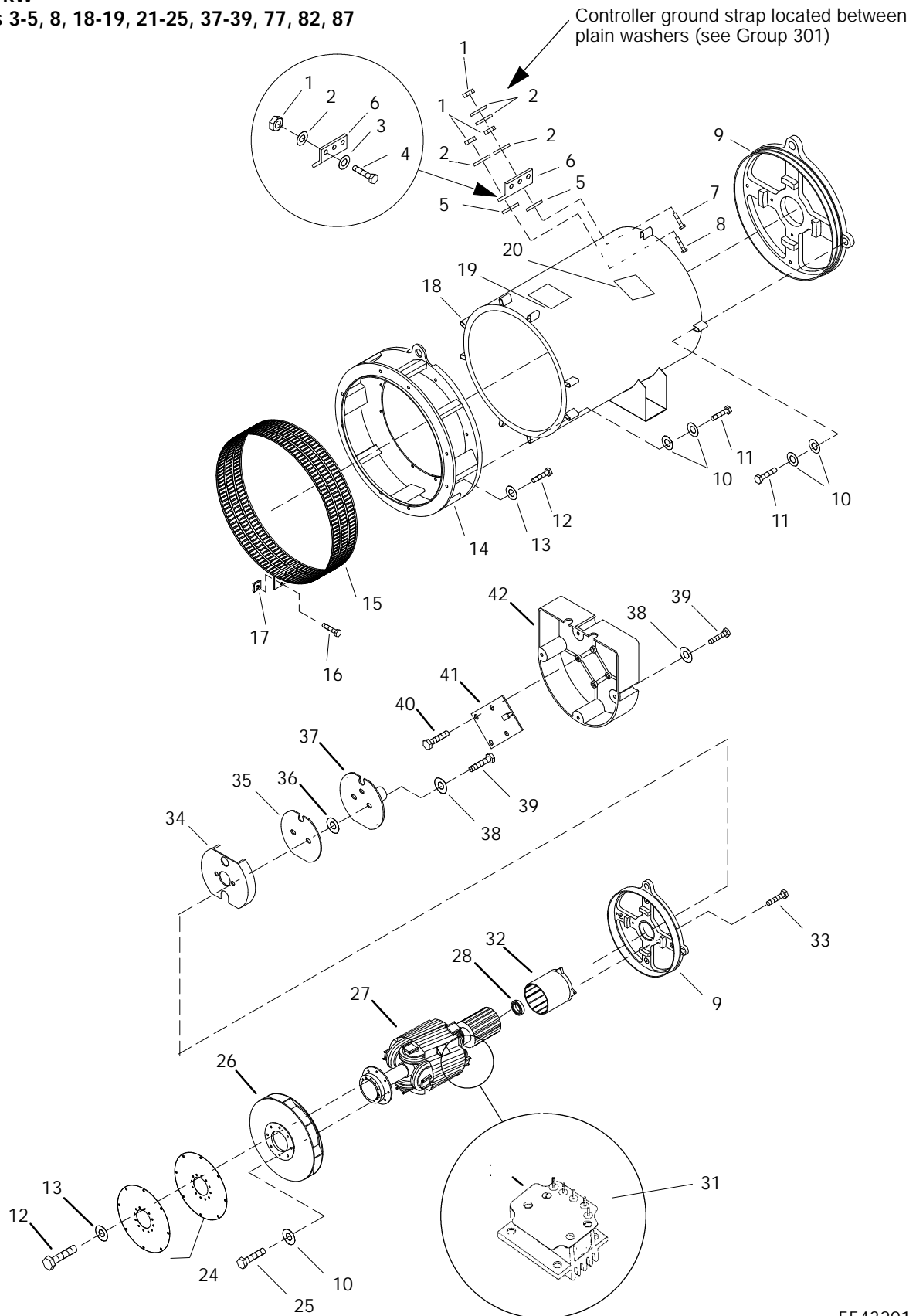
| Item | Part Number | Description | Quantity | | | | | | | | | | | | | | | | | |
|------|-------------|--|---------------|----|----|----|----|----|----|----|----|----|----|----|----|----|----|----|----|----|
| | | | Variation No. | | | | | | | | | | | | | | | | | |
| | | | 3 | 4 | 5 | 8 | 18 | 19 | 21 | 22 | 23 | 24 | 25 | 37 | 38 | 39 | 77 | 82 | 87 | |
| 1 | B-292789 | Regulator, Voltage (items 2-9) | 1 | 1 | 1 | | | | | | | | | | | | | 1 | 1 | 1 |
| 2 | X-72-4 | Nut, hex | 8 | 8 | 8 | | | | | | 2 | 2 | 2 | 2 | 2 | 2 | 2 | 8 | 8 | 8 |
| 3 | X-22-20 | Washer, shakeproof | 8 | 8 | 8 | 4 | | | | | | 4 | 4 | 4 | 4 | | | 8 | 8 | 8 |
| 4 | 259919 | Cushion, vibromount | 3 | 3 | 3 | | | | | | | | | | | | | 3 | 3 | 3 |
| 4 | 282829 | Vibromount | | | | 3 | | | | | | | | | | | | | | |
| 4 | 360459 | Standoff, circuit board | | | | | 4 | 4 | 4 | 4 | 4 | 4 | 4 | 4 | 4 | 4 | 4 | | | |
| 5 | 239513 | Bushing, insulating | 5 | 5 | 5 | | | | | | | | | | | | | 5 | 5 | 5 |
| 6 | X-51-11 | Screw, RHM | 5 | 5 | 5 | | | | | | | | | | | | | 5 | 5 | 5 |
| 7 | 282832 | Bracket, regulator | 1 | 1 | 1 | | | | | | | | | | | | | 1 | 1 | 1 |
| 8 | X-634-16 | Bushing | 1 | 1 | 1 | | | | | 1 | 1 | 1 | 1 | 1 | 1 | 1 | 1 | 1 | 1 | 1 |
| 9 | C-255670 | Circuit Board, voltage regulator | 1 | 1 | 1 | 1 | 1 | 1 | 1 | 1 | 1 | 1 | 1 | 1 | 1 | 1 | 1 | 1 | 1 | 1 |
| 10 | 255481 | Harness, wiring | 1 | 1 | 1 | 1 | 1 | 1 | 1 | 1 | 1 | 1 | 1 | 1 | 1 | 1 | 1 | 1 | 1 | 1 |
| 11 | X-750-14 | Tag, lead L1 | 1 | 1 | 1 | 1 | 1 | 1 | 1 | 1 | 1 | 1 | 1 | 1 | 1 | 1 | 1 | 1 | 1 | 1 |
| 12 | X-750-15 | Tag, lead L2 | 1 | 1 | 1 | 1 | 1 | 1 | 1 | 1 | 1 | 1 | 1 | 1 | 1 | 1 | 1 | 1 | 1 | 1 |
| 13 | X-750-16 | Tag, lead L3 | 1 | 1 | 1 | 1 | 1 | 1 | 1 | 1 | 1 | 1 | 1 | 1 | 1 | 1 | 1 | 1 | 1 | 1 |
| 14 | 255020 | Box, junction | 1 | 1 | 1 | | | | | | | | | | | | | 1 | 1 | 1 |
| 14 | 222823 | Box, junction | | | 1 | 1 | 1 | 1 | 1 | 1 | 1 | 1 | 1 | 1 | 1 | 1 | 1 | | | |
| 15 | 274596 | Guard, generator | | | 1 | | | 1 | 1 | 1 | 1 | 1 | 1 | 1 | 1 | 1 | 1 | | | 1 |
| 16 | X-22-10 | Washer, lock | | | 4 | | | 4 | 4 | 4 | 4 | 4 | 4 | 4 | 4 | 4 | 4 | | | 4 |
| 17 | X-83-2 | Nut, hex, 3/8-16 | | | 4 | | | 4 | 4 | | 4 | | 4 | | | | | 1 | | 4 |
| 18 | 273430 | Cover, rear | 1 | | 1 | | | | | | | | | | | | | | | 1 |
| 18 | 255022 | Cover, rear | | 1 | | | | | | | | | | | | | | | 1 | |
| 18 | 222834 | Cover, rear | | | | 1 | 1 | 1 | 1 | 1 | 1 | 1 | 1 | 1 | 1 | 1 | 1 | | | |
| 19 | X-794-1 | Screw, drill hex | 16 | 16 | 16 | | | | | 1 | 1 | 1 | 1 | 1 | 1 | 1 | 1 | 16 | 16 | 16 |
| 19 | X-6216-1 | Screw, hex head | | | | 12 | 12 | 12 | 12 | 12 | 12 | 12 | 12 | 12 | 12 | 12 | 12 | | | |
| 20 | # | Nut, hex, 5/16-18 | 4 | 4 | 4 | | | | | | | | | | | | | 4 | 4 | 4 |
| 20 | # | Nut, 3/8-16 | | | | | | | | 8 | 8 | 8 | 8 | 8 | | | | | | |
| 21 | # | Washer, steel, 11/32 x 3/4 x 1 | 3 | 3 | 3 | | | | | 3 | 3 | 3 | 3 | 3 | | | | 3 | 3 | 3 |
| 22 | # | Washer, split lock, 5/16 in. | 3 | 3 | 3 | | | | | | | | | | | | | 3 | 3 | 3 |
| 22 | # | Washer, lock, 3/8-16 | | | | | | | | 3 | 3 | 3 | 3 | 3 | | | | | | |
| 23 | # | Screw, HC, 5/16-18 x 1 | 4 | 4 | 4 | | | | | | | | | | | | | 4 | 4 | 4 |
| 23 | # | Screw, HC, 3/8-16 | | | | | | | | 4 | 4 | 4 | 4 | 4 | | | | | | |
| 24 | X-22-16 | Washer, lock, 5/16 in. (see note) | 2 | 2 | 2 | 2 | 2 | 2 | 2 | 2 | 2 | 2 | 2 | 2 | 2 | 2 | 2 | 2 | 2 | 2 |
| 25 | 273429 | Cover, side | 2 | | 2 | | | | | | | | | | | | | 2 | | 2 |
| 25 | 255021 | Cover, side | | 2 | | | | | | | | | | | | | | | | |
| 25 | 222833 | Cover, side | | | | 2 | 2 | 2 | 2 | 2 | 2 | 2 | 2 | 2 | 2 | 2 | 2 | | | |
| 26 | 257498 | Hardware Kit, enging attach. (includes items 27 and 28) | 1 | 1 | 1 | | | | | 1 | 1 | 1 | 1 | 1 | 1 | 1 | 1 | 1 | 1 | 1 |
| 27 | X-400-132 | Spacer | 6 | 6 | 6 | | | | | 6 | 6 | 6 | 6 | 6 | 6 | 6 | 6 | 6 | 6 | 6 |
| 27 | X-400-75 | Spacer | | | | 8 | 8 | 8 | | | | | | | | | | | | |
| 28 | X-352-63 | Stud | 6 | 6 | 6 | | | | | 6 | 6 | 6 | 6 | 6 | 6 | 6 | 6 | 6 | 6 | 6 |
| 28 | X-6238-27 | Screw | | | | 8 | 8 | 8 | | | | | | | | | | | | |
| 29 | B-257775 | Alternator Assembly (includes items 1-42 shown on following pages) | 1 | 1 | | | | | | | | | | | | | | | | |
| 29 | B-257817 | Alternator Assembly | | | 1 | | | | | | | | | | | | | | | |
| 29 | B-257731 | Alternator Assembly | | | | | | | | | | | | | | | | 1 | 1 | |
| 29 | B-257734 | Alternator Assembly | | | | | | | | | | | | | | | | | | 1 |
| 29 | A-276411 | Alternator Assembly | | | | | | | | 1 | | | | | | | | | | |
| 29 | A-276412 | Alternator Assembly | | | | | | | | | 1 | | | | | | | 1 | | |
| 29 | A-276414 | Alternator Assembly | | | | | | | | | | 1 | | | | | | | | |
| 29 | A-276410 | Alternator Assembly | | | | | | | | | | | 1 | | | | | | | |
| 29 | A-276413 | Alternator Assembly | | | | | | | | | | | | 1 | | | | 1 | | |
| 29 | A-326080 | Alternator Assembly | | | | 1 | | | | | | | | | | | | | | |
| 29 | A-326374 | Alternator Assembly | | | | | 1 | | | | | | | | | | | | | |
| 29 | A-326375 | Alternator Assembly | | | | | | 1 | | | | | | | | | | | | |
| 30 | # | Nut, hex 8-32 | 5 | 5 | 5 | | | | | 5 | 5 | 5 | 5 | 5 | 5 | 5 | 5 | 5 | 5 | 5 |
| 31 | X-22-7 | Washer, lock, #8 | 4 | 4 | 4 | 4 | 8 | 8 | 8 | 8 | 8 | 8 | 8 | 8 | 8 | 8 | 8 | 4 | 4 | 4 |
| 32 | 255080 | Marker, strip | 1 | 1 | 1 | 1 | 1 | 1 | 1 | 1 | 1 | 1 | 1 | 1 | 1 | 1 | 1 | 1 | 1 | 1 |
| 31 | 295314 | Block, terminal | 1 | 1 | 1 | 1 | 1 | 1 | 1 | 1 | 1 | 1 | 1 | 1 | 1 | 1 | 1 | 1 | 1 | 1 |
| 34 | X-51-11 | Screw, RHM | 2 | 2 | 2 | 2 | 2 | 2 | 2 | 2 | 2 | 2 | 2 | 2 | 2 | 2 | 2 | 2 | 2 | 2 |
| 35 | 276307 | Bracket, junction box | | | | | | | | 2 | 2 | 2 | 2 | 2 | 2 | 2 | 2 | | | |
| 35 | 326581 | Bracket, junction box | | | | 2 | 2 | 2 | | | | | | | | | | | | |
| 36 | X-801-3 | Washer, hardened | | | | | | | | 6 | 6 | 6 | 6 | 6 | 6 | 6 | 6 | | | |

Common hardware; procure locally.

Group 201: Generator and Mounting, continued

20 kW, 30 kW

Variations 3-5, 8, 18-19, 21-25, 37-39, 77, 82, 87



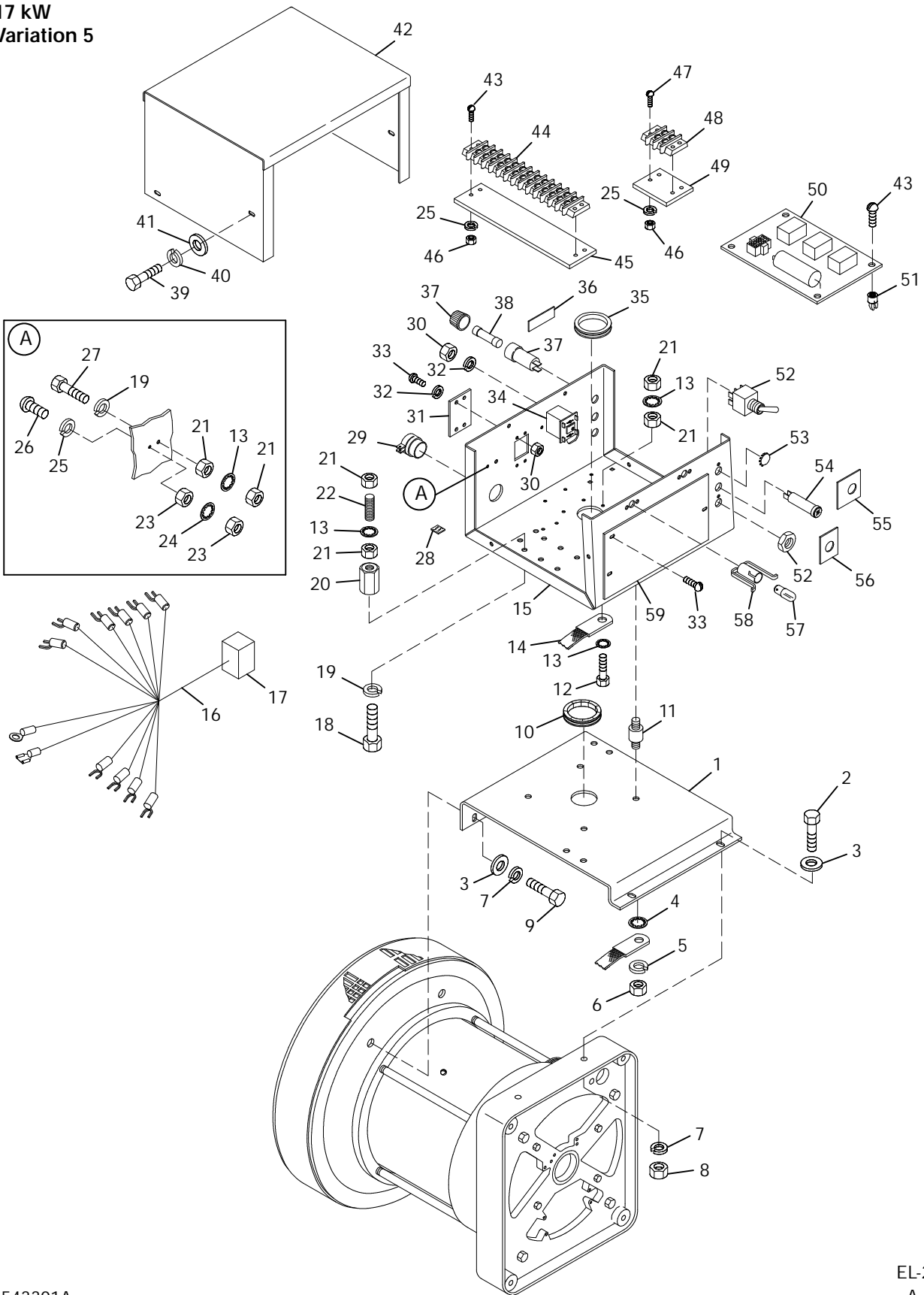
5543201

Group 201: Generator and Mounting, continued

| Item | Part Number | Description | Quantity | | | | | | | | | | | | | | | | |
|------|-------------|--------------------------------|---------------|----|----|----|----|----|----|----|----|----|----|----|----|----|----|----|----|
| | | | Variation No. | | | | | | | | | | | | | | | | |
| | | | 3 | 4 | 5 | 8 | 18 | 19 | 21 | 22 | 23 | 24 | 25 | 37 | 38 | 39 | 77 | 82 | 87 |
| 1 | X-6234-1 | Nut, hex | 6 | 6 | 6 | 6 | 6 | 6 | 6 | 6 | 6 | 6 | 6 | 6 | 6 | 6 | 6 | | |
| 2 | X-25-136 | Washer | 5 | 5 | 5 | 5 | 5 | 5 | | | | | | | | | | | |
| 2 | X-25-133 | Washer | | | | | | | 5 | 5 | | | | 5 | 5 | 5 | 5 | | |
| 3 | X-6086-16 | Washer, spring | 6 | 6 | 6 | 5 | 6 | 6 | 5 | 5 | 5 | 5 | 5 | 5 | 5 | 6 | 6 | | |
| 4 | X-465-23 | Screw, HC | 3 | 3 | 3 | 3 | | | 3 | 3 | 3 | 3 | 3 | 3 | 3 | 3 | 3 | | |
| 5 | X-22-44 | Washer | 2 | 2 | 2 | 2 | 2 | 2 | 2 | 2 | 2 | 2 | 2 | 2 | 2 | 2 | 2 | | |
| 6 | 257986 | Terminal, lead | 1 | 1 | 1 | 1 | 1 | 1 | 1 | 1 | 1 | 1 | 1 | 1 | 1 | 1 | 1 | | |
| 7 | X-791-8 | Screw, HC | 1 | 1 | 1 | 1 | 1 | 1 | 1 | 1 | 1 | 1 | 1 | 1 | 1 | 1 | 1 | | |
| 7 | X-791-5 | Screw, HC | | | | | | | 1 | | | | | | | | | | |
| 8 | X-465-22 | Screw, HC | 1 | 1 | 1 | 1 | 1 | 1 | 1 | 1 | 1 | 1 | 1 | 1 | 1 | 1 | 1 | | |
| 9 | 257984 | Bracket, end | 1 | 1 | 1 | 1 | 1 | 1 | 1 | 1 | 1 | 1 | 1 | 1 | 1 | 1 | 1 | | |
| 10 | X-25-93 | Washer, plain | 20 | 20 | 20 | 20 | 20 | 20 | 14 | 14 | 14 | 14 | 14 | 14 | 14 | 20 | 20 | | |
| 11 | X-6238-6 | Screw, HC | 6 | 6 | 6 | 6 | 6 | 6 | 6 | 6 | 6 | 6 | 6 | 6 | 6 | 6 | 6 | | |
| 12 | 270956 | Screw, hex head | 8 | 8 | 8 | | | | | | | | | | 8 | 8 | 8 | | |
| 13 | X-801-3 | Washer, hardened | 2 | 2 | 2 | | | | | | | | | | 2 | 2 | 2 | | |
| 14 | 257019 | Adapter, generator | 1 | 1 | 1 | | | | | | | | | | 1 | 1 | 1 | | |
| 15 | 326143 | Guard, generator fan | 1 | 1 | 1 | 1 | 1 | 1 | 1 | 1 | 1 | 1 | 1 | 1 | 1 | 1 | 1 | | |
| 16 | X-67-125 | Screw, self-tapping | 2 | 2 | 2 | 2 | 2 | 2 | 2 | 2 | 2 | 2 | 2 | 2 | 2 | 2 | 2 | | |
| 17 | 257442 | Clip, speed | 2 | 2 | 2 | 2 | 2 | 2 | 2 | 2 | 2 | 2 | 2 | 2 | 2 | 2 | 2 | | |
| 18 | 257766 | Stator Assembly | 1 | 1 | | | | | | | | | | | | | | | |
| 18 | 257771 | Stator Assembly | | | 1 | | | | 1 | | | | | | | | | | |
| 18 | 276406 | Stator Assembly | | | | | | | | 1 | | | | 1 | | | | | |
| 18 | 276407 | Stator Assembly | | | | | | | | | 1 | | | | | | | | |
| 18 | 276409 | Stator Assembly | | | | | | | | | | 1 | | | | | | | |
| 18 | 276405 | Stator Assembly | | | | | | | | | | 1 | | | | | | | |
| 18 | 276408 | Stator Assembly | | | | | | | | | | 1 | | | 1 | 1 | 1 | | |
| 18 | 257765 | Stator Assembly | | | | | | | | | | | | | | | | | |
| 18 | 257770 | Stator Assembly | | | | | | | | | | | | | | | 1 | | |
| 18 | 326085 | Stator Assembly | | | | | | | | | | | | | | | | | |
| 18 | 326086 | Stator Assembly | | | | 1 | | | | | | | | | | | | | |
| 18 | 326372 | Stator Assembly | | | | | 1 | | | | | | | | | | | | |
| 18 | 326371 | Stator Assembly | | | | | | 1 | | | | | | | | | | | |
| 19 | 257437 | Decal, warning | 1 | 1 | 1 | | | | | | | | | | | 1 | 1 | | |
| 20 | 257441 | Decal, warning | 1 | 1 | 1 | | | | | | | | | | | 1 | 1 | | |
| 20 | 257438 | Decal, warning | 1 | 1 | 1 | | | | | | | | | | | 1 | 1 | | |
| 21 | X-6238-6 | Screw, HC | 10 | 10 | | | | | 6 | 6 | 6 | 6 | 6 | 6 | 6 | 10 | 10 | | |
| 21 | 273736 | Screw, HC | | | 8 | | | | | | | | | | | | 8 | | |
| 22 | 270956 | Screw, HC | 8 | 8 | 8 | 8 | 8 | 8 | 8 | 8 | 8 | 8 | 8 | 8 | 8 | 8 | 8 | | |
| 23 | X-801-3 | Washer, hardened | 8 | 8 | 8 | 8 | 8 | 8 | 8 | 8 | 8 | 8 | 8 | 8 | 8 | 8 | 8 | | |
| 24 | 257014 | Disc, armature drive | 2 | 2 | 2 | | | | 2 | 2 | 2 | 2 | 2 | 2 | 2 | 2 | 2 | | |
| 24 | 257015 | Disc, armature drive | 2 | 2 | 2 | 2 | 2 | 2 | 2 | 2 | 2 | 2 | 2 | 2 | 2 | 2 | 2 | | |
| 25 | X-6238-11 | Screw, HC | 4 | 4 | 4 | 4 | 4 | 4 | 4 | 4 | 4 | 4 | 4 | 4 | 4 | 4 | 4 | | |
| 26 | 257020 | Fan, generator | 1 | 1 | 1 | 1 | 1 | 1 | 1 | 1 | 1 | 1 | 1 | 1 | 1 | 1 | 1 | | |
| 27 | A-258817 | Rotor Assembly | 1 | 1 | 1 | 1 | | | 1 | | 1 | | | | | | | | |
| 27 | A-326271 | Rotor Assembly | | | | | | | | 1 | | | | | | | | | |
| 27 | A-258981 | Rotor Assembly | | | | 1 | | | | | 1 | 1 | 1 | | 1 | 1 | 1 | | |
| 27 | A-326089 | Rotor Assembly | | | | | 1 | | 1 | | | | | | | | | | |
| 27 | A-326373 | Rotor Assembly | | | | | | 1 | | | | | | | | | | | |
| 28 | X-758-2 | Bearing | 1 | 1 | 1 | 1 | 1 | 1 | 1 | 1 | 1 | 1 | 1 | 1 | 1 | 1 | 1 | | |
| 29 | B-258545 | SCR Assembly | 1 | 1 | 1 | 1 | 1 | 1 | 1 | 1 | 1 | 1 | 1 | 1 | 1 | 1 | 1 | | |
| 30 | X-101-24 | Nut | 5 | 5 | 5 | 5 | 5 | 5 | | | | | | | | 5 | 5 | | |
| 30 | X-101-22 | Nut | | | | | | | 5 | 5 | 5 | 5 | 5 | 5 | 5 | 5 | 5 | | |
| 31 | X-283-7 | Terminal | 4 | 4 | 4 | 4 | 4 | 4 | 4 | 4 | 4 | 4 | 4 | 4 | 4 | 4 | 4 | | |
| 32 | 257080 | Exciter Assembly | 1 | 1 | 1 | 1 | 1 | 1 | 1 | | | | | | | | | | |
| 32 | 257081 | Exciter Assembly | | | | | | | | 1 | | | | | | | | | |
| 33 | X-125-34 | Screw, HC | 4 | 4 | 4 | 4 | 4 | 4 | 4 | 4 | 4 | 4 | 4 | 4 | 4 | 4 | 4 | | |
| 34 | 257007 | Actuator, magnetic | 1 | 1 | 1 | 1 | 1 | 1 | 1 | 1 | 1 | 1 | 1 | 1 | 1 | 1 | 1 | | |
| 35 | 257850 | Insulator | 1 | 1 | 1 | 1 | 1 | 1 | 1 | 1 | 1 | 1 | 1 | 1 | 1 | 1 | 1 | | |
| 36 | 243321 | Washer, insulating | 2 | 2 | 2 | 2 | 2 | 2 | 2 | 2 | 2 | 2 | 2 | 2 | 2 | 2 | 2 | | |
| 37 | B-292902 | Circuit Board, split activator | 1 | 1 | 1 | 1 | 1 | 1 | 1 | 1 | 1 | 1 | 1 | 1 | 1 | 1 | 1 | | |
| 38 | X-22-9 | Washer, lock | 6 | 6 | 6 | 6 | 6 | 6 | 6 | 6 | 6 | 6 | 6 | 6 | 6 | 6 | 6 | | |
| 39 | X-117-5 | Screw, HC | 6 | 6 | 6 | 6 | 6 | 6 | 6 | 6 | 6 | 6 | 6 | 6 | 6 | 6 | 6 | | |
| 40 | X-6071-1 | Screw, washer head | 4 | 4 | 4 | 4 | 4 | 4 | 4 | 4 | 4 | 4 | 4 | 4 | 4 | 4 | 4 | | |
| 41 | A-257099 | Circuit Board, LED | 1 | 1 | 1 | 1 | 1 | 1 | 1 | 1 | 1 | 1 | 1 | 1 | 1 | 1 | 1 | | |
| 42 | 257258 | Cover, circuit board | 1 | 1 | 1 | 1 | 1 | 1 | 1 | 1 | 1 | 1 | 1 | 1 | 1 | 1 | 1 | | |

Group 301: Controller and Mounting

17 kW
Variation 5



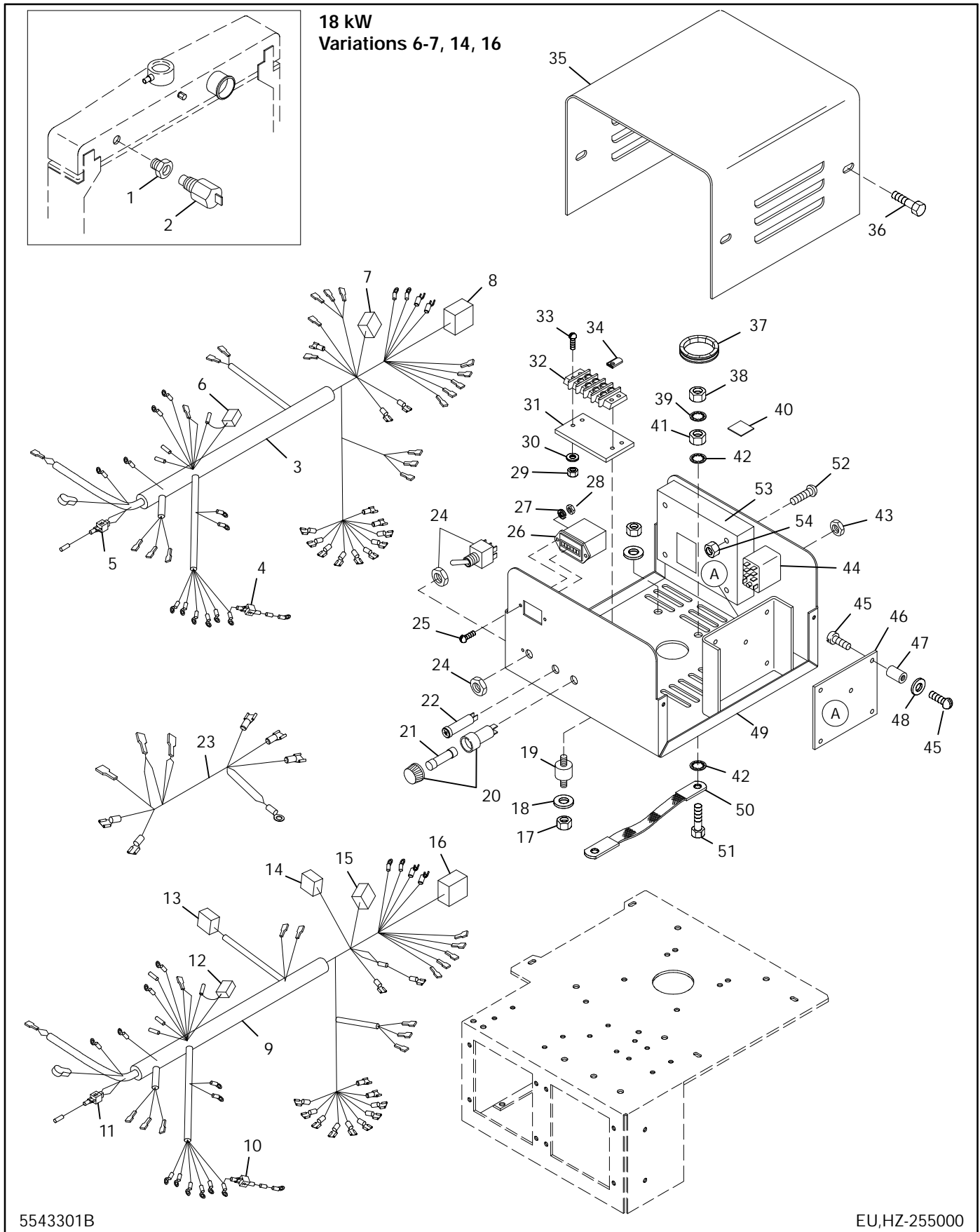
5543301A

EL-255000
A-254464

Group 301: Controller and Mounting, continued

| Item | Part Number | Description | Quantity |
|------|-------------|---|------------|
| | | | Var. No. 5 |
| 1 | 250601 | Bracket, controller | 1 |
| 2 | X-465-18 | Screw, HC | 2 |
| 3 | X-25-53 | Washer, flat | 4 |
| 4 | X-22-13 | Washer, shakeproof | 1 |
| 5 | X-18-2 | Washer, lock | 4 |
| 6 | X-72-4 | Nut, hex | 4 |
| 7 | X-20-1 | Washer, lock | 4 |
| 8 | X-81-1 | Nut, hex | 2 |
| 9 | X-465-2 | Screw, HC | 2 |
| 10 | X-6003-12 | Grommet | 1 |
| 11 | 259919 | Cushion, vibromount | 4 |
| 12 | X-465-7 | Screw, hex cap | 1 |
| 13 | X-22-12 | Washer, shakeproof | 5 |
| 14 | 230857 | Lead, ground | 1 |
| 15 | 250500 | Box, controller | 1 |
| 16 | 250597 | Harness, wiring (includes item 17) | 1 |
| 17 | 269366 | Plug, connector | 1 |
| 18 | X-465-17 | Screw, HC | 2 |
| 19 | X-20-1 | Washer, lock | 3 |
| 20 | 233269 | Insulator, panel | 2 |
| 21 | X-76-2 | Nut, hex | 8 |
| 22 | 237612 | Stud, brass | 2 |
| 23 | X-72-4 | Nut, hex | 2 |
| 24 | X-22-18 | Washer, shakeproof | 1 |
| 25 | X-18-2 | Washer, lock | 5 |
| 26 | X-51-11 | Screw, RHM | 1 |
| 27 | X-465-16 | Screw, HC | 1 |
| 28 | 201620-84 | Tab, ident | 1 |
| 29 | X-252-8 | Connector, conduit | 1 |
| 30 | X-71-2 | Nut, hex | 7 |
| 31 | 245264 | Plate, cover | 1 |
| 32 | X-18-1 | Washer, lock | 7 |
| 33 | X-49-2 | Screw, RHM | 5 |
| 34 | A-256367 | Circuit Board, field flash | 1 |
| 35 | X-284-2 | Grommet | 1 |
| 36 | X-6230-2 | Decal, 10-amp fuse | 1 |
| 37 | 238426 | Holder, fuse | 1 |
| 38 | 223316 | Fuse, 10-amp | 1 |
| 39 | X-67-52 | Screw, HC | 6 |
| 40 | X-19-1 | Washer, lock | 6 |
| 41 | X-25-36 | Washer, flat | 6 |
| 42 | 250501 | Cover, controller | 1 |
| 43 | X-51-15 | Screw, RHM | 8 |
| 44 | 246114 | Block, terminal | 1 |
| 45 | 250572 | Marker, strip | 1 |
| 46 | X-72-4 | Nut, hex | 6 |
| 47 | X-51-9 | Screw, RHM | 2 |
| 48 | X-405-2 | Block, terminal | 1 |
| 49 | 250588 | Marker, strip | 1 |
| 50 | B-241883 | Circuit Board, relay control | 1 |
| 51 | X-593-1 | Grommet, plastic | 4 |
| 52 | 241911 | Switch, toggle | 1 |
| 53 | X-301-31 | Plug button | 2 |
| 54 | 269373 | Lamp | 1 |
| 55 | 250584 | Decal | 1 |
| 56 | 250585 | Decal | 1 |
| 57 | 268310 | Bulb, light | 1 |
| 58 | 284990 | Socket, lamp | 2 |
| 59 | 250510 | Plate, cover | 1 |
| | A-254464 | Controller Assembly (includes items 11-59) | 1 |

Group 301: Controller and Mounting, continued



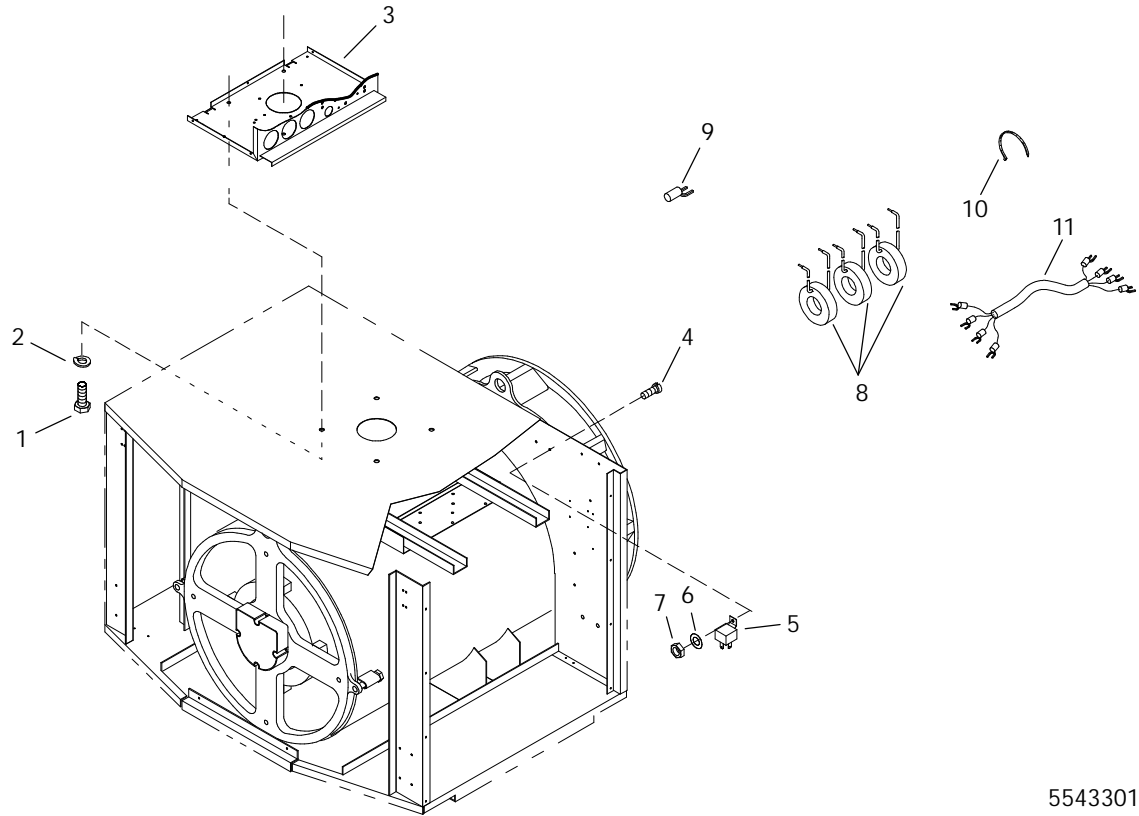
Group 301: Controller and Mounting, continued

| Item | Part Number | Description | Quantity | | | |
|------|---------------|--|---------------|----|----|----|
| | | | Variation No. | | | |
| | | | 6 | 7 | 14 | 16 |
| 1 | X-202-28 | Bushing, reducer | 1 | 1 | 1 | 1 |
| 2 | 254832 | Sensor, low fluid | 1 | 1 | 1 | 1 |
| 3 | 254812 | Harness, wiring (includes items 4-8) | 1 | | | |
| 3 | 326450 | Harness, wiring (includes items 4-8) | | | 1 | |
| 3 | 326869 | Harness, wiring (includes items 4-8) | | | | 1 |
| 4 | 253798 | Lead Assembly | 1 | 1 | 1 | 1 |
| 5 | 233959 | Diode, 6-amp, 100-volt | 1 | 1 | 1 | 1 |
| 6 | 292370 | Connector, P8 | 1 | 1 | 1 | 1 |
| 7 | 292371 | Connector, P2 | 1 | 1 | 1 | 1 |
| 8 | 269366 | Connector, P1 | 1 | 1 | 1 | 1 |
| 9 | 226461 | Harness, wiring (includes items 10-16) | | 1 | | |
| 10 | 253798 | Lead Assembly | | 1 | | |
| 11 | 233959 | Diode, 6-amp, 100-volt | | 1 | | |
| 12 | 292370 | Connector, P8 | | 1 | | |
| 13 | 269190 | Connector, J5 | | 1 | | |
| 14 | 241605 | Connector, P4 | | 1 | | |
| 15 | 292371 | Connector, P2 | | 1 | | |
| 16 | 269366 | Connector, P1 | | 1 | | |
| 17 | # | Nut, hex | 8 | 8 | 8 | 8 |
| 18 | # | Washer, lock | 8 | 8 | 8 | 8 |
| 19 | 241769 | Mount, controller | 4 | 4 | 4 | 4 |
| 20 | 238426 | Holder, fuse | 1 | 1 | 1 | 1 |
| 21 | 223316 | Fuse, 10-amp | 1 | 1 | 1 | 1 |
| 22 | 269373 | Lamp | 1 | 1 | 1 | 1 |
| 23 | 254820 | Harness, wiring | 1 | 1 | 1 | 1 |
| 24 | 287812 | Switch, toggle | 1 | 1 | 1 | 1 |
| 25 | X-49-39 | Screw, pan head | 2 | 2 | 2 | 2 |
| 26 | 238736 | Meter, hour | 1 | 1 | 1 | 1 |
| 27 | X-22-6 | Washer, lock | 2 | 2 | 2 | 2 |
| 28 | X-71-2 | Nut, hex | 2 | 2 | 2 | 2 |
| 29 | # | Nut, hex, #10-24 | 2 | 2 | 2 | 2 |
| 30 | # | Washer, lock, #10 | 2 | 2 | 2 | 2 |
| 31 | 254822 | Marker, strip | 1 | 1 | 1 | 1 |
| 32 | 292940 | Strip, terminal | 1 | 1 | 1 | 1 |
| 33 | X-50-3 | Screw, RHM | 2 | 2 | 2 | 2 |
| 34 | 238582 | Terminal | 4 | 4 | 4 | 4 |
| 35 | 254800 | Cover, controller | 1 | 1 | 1 | 1 |
| 36 | X-6216-1 | Screw, hex head | 4 | 4 | 4 | 4 |
| 37 | X-6033-6 | Grommet, nylon | 1 | 1 | 1 | 1 |
| 38 | X-81-8 | Nut, hex | 1 | 1 | 1 | 1 |
| 39 | X-22-11 | Washer, lock | 1 | 1 | 1 | 1 |
| 40 | 201620-152 | Tab, indent | 1 | 1 | 1 | 1 |
| 41 | # | Nut, hex, 1/4-20 | 1 | 1 | 1 | 1 |
| 42 | X-22-12 | Washer, shakeproof | 2 | 2 | 2 | 2 |
| 43 | # | Nut, hex, #6-32 | 1 | 1 | 1 | 1 |
| 44 | 241736 | Circuit Breaker (relay) | 1 | 1 | 1 | 1 |
| 45 | X49-25 | Screw, RHM | 10 | 10 | 10 | 10 |
| 46 | F-254717 | Circuit Board, standby relay | 1 | 1 | 1 | 1 |
| 47 | 287948 | Spacer, PC board | 5 | 5 | 5 | 5 |
| 48 | # | Washer, #6 | 5 | 5 | | 5 |
| 49 | 254823 | Box, silkscreened | 1 | | | |
| 49 | 226439 | Box, silkscreened | | 1 | | |
| 49 | 227858 | Box, silkscreened | | | | 1 |
| 50 | 246083 | Strap, ground | 1 | 1 | 1 | |
| 50 | 230857 | Strap, ground | | | | 1 |
| 51 | 267491 | Screw, special | 1 | 1 | 1 | 1 |
| 52 | X-51-33 | Screw, round head | | 4 | | |
| 52 | X-51-15 | Screw, round head | | | | 4 |
| 53 | See Group 201 | Governor Assembly | 1 | 1 | 1 | 1 |
| 54 | # | Nut, hex, #8-32 | | | | |
| | B-254801 | Controller Assembly (includes items 20-54 where applicable) | 1 | | 1 | |
| | B-226440 | Controller Assembly | | 1 | | |
| | A-254954 | Controller Assembly | | | | 1 |

Common hardware; procure locally.

Group 301: Controller and Mounting, continued

Variations 3, 4, 7

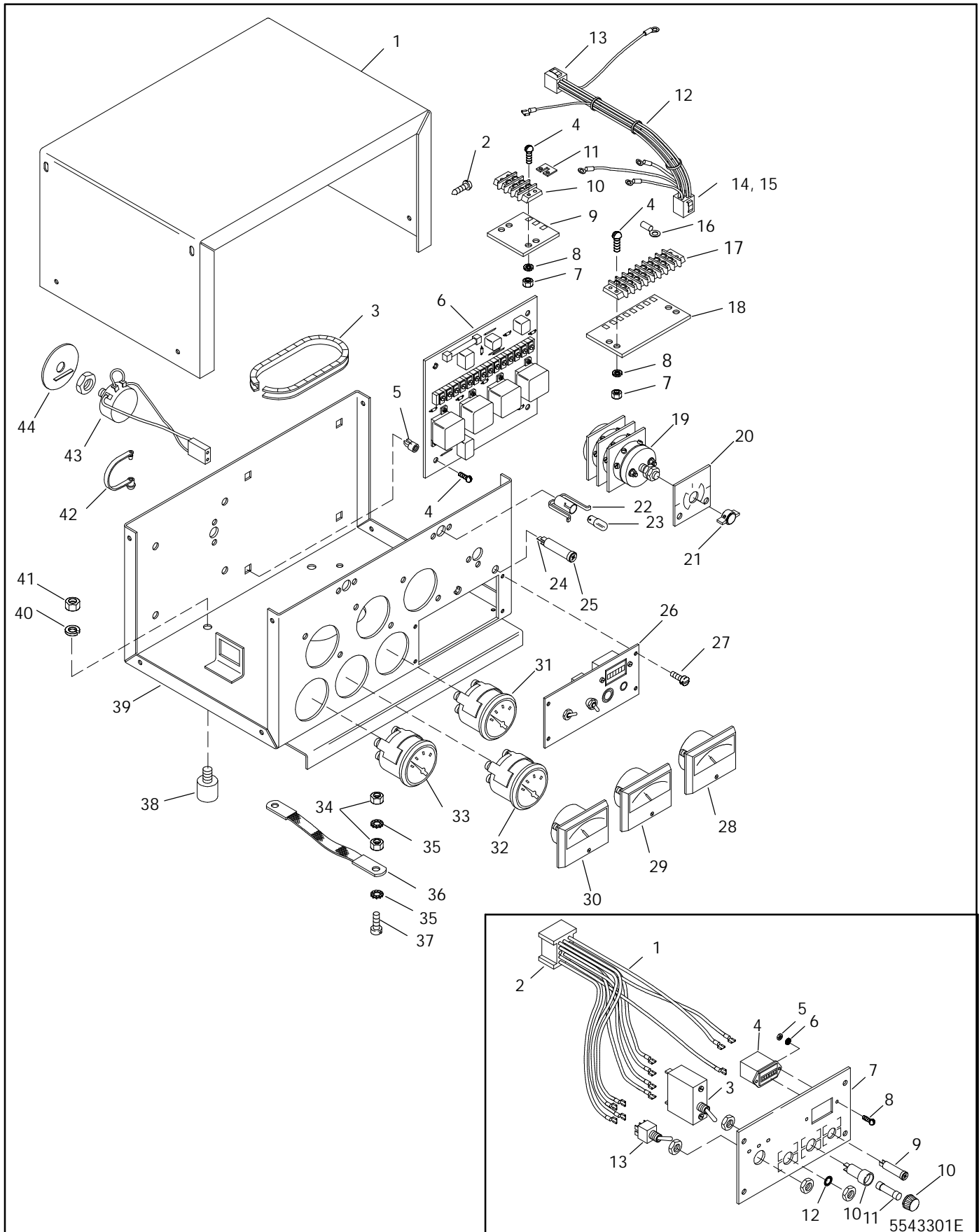


5543301C

| Item | Part Number | Description | Quantity | | |
|------|-------------|---------------------------------------|---------------|---|---|
| | | | Variation No. | | |
| | | | 3 | 4 | 7 |
| 1 | X-6-12 | Screw, HC, 5/16-18 x 5/8 in. | 4 | 4 | 4 |
| 2 | X-21-1 | Washer, lock, 5/16 in. | 3 | 3 | 3 |
| 2 | X-22-16 | Washer, lock, 5/16 in. | 1 | 1 | 1 |
| 3 | B-282945 | Box Assembly, relay control | 1 | | |
| 3 | B-282943 | Box Assembly, relay control | | 1 | |
| 3 | B-282953 | Box Assembly, relay control | | | 1 |
| 4 | X-117-5 | Screw, RHM | 2 | 2 | 2 |
| 5 | 241600 | Relay | 1 | 1 | 1 |
| 6 | X-19-1 | Washer, lock | 2 | 2 | 2 |
| 7 | X-70-2 | Nut, hex | 2 | 2 | 2 |
| 8 | 246886 | Transformer | | 3 | |
| 8 | 456885 | Transformer | | | 3 |
| 9 | X-285-1 | Terminal | | 3 | |
| 9 | X-285-3 | Terminal | | | 3 |
| 9 | X-285-7 | Terminal | | | 3 |
| 9 | X-285-11 | Terminal | | 3 | |
| 10 | X-468-1 | Tie, cable | | 3 | |
| 11 | 255040 | Harness, wiring (current transformer) | | 1 | 1 |

Notes

Group 301: Controller and Mounting, continued



Group 301: Controller and Mounting, continued

| Item | Part Number | Description | Quantity | | |
|------|-------------|--|---------------|---|---|
| | | | Variation No. | | |
| | | | 3 | 4 | 7 |
| 1 | 269380 | Cover, controller | 1 | 1 | 1 |
| 2 | X-6216-1 | Screw, hex head | 8 | 8 | 8 |
| 3 | X-6033-2 | Grommet, nylon | 1 | 1 | 1 |
| 4 | X-51-53 | Screw, RHM | 8 | 8 | 8 |
| 5 | X-593-3 | Grommet, plastic | 4 | 4 | 4 |
| 6 | A-255658 | Circuit Board, FR-II relay | 1 | 1 | 1 |
| 7 | X-72-4 | Nut, hex | 4 | 4 | 4 |
| 8 | X-18-2 | Washer, lock | 4 | 4 | 4 |
| 9 | 282823 | Marker, strip | | 1 | 1 |
| 10 | 223096 | Strip, terminal | | 1 | 1 |
| 11 | X-6048-2 | Jumper | | 1 | 1 |
| 12 | 255859 | Harness, wiring (includes items 13-15) | 1 | 1 | 1 |
| 13 | 259689 | Connector, 9-position | 1 | 1 | 1 |
| 14 | 287849 | Connector, 24-position | 1 | 1 | 1 |
| 15 | 287540 | Terminal | 1 | 1 | 1 |
| 16 | 238898 | Terminal | 1 | 1 | 1 |
| 17 | 246115 | Block, terminal | 1 | 1 | 1 |
| 18 | 282824 | Marker, strip | 1 | 1 | 1 |
| 19 | 259821 | Switch, selector | | 1 | 1 |
| 20 | 282941 | Nameplate | | 1 | 1 |
| 21 | 269356 | Knob, pointer | | 1 | 1 |
| 22 | 284990 | Socket, lamp | | 2 | 2 |
| 23 | 268310 | Bulb, light | | 2 | 2 |
| 24 | 236830 | Terminal | | 1 | 1 |
| 25 | 291740 | Lamp | | 2 | 2 |
| 26 | B-282946 | Panel Assembly | 1 | 1 | 1 |
| 27 | X-794-2 | Screw, drill head | 1 | 1 | 1 |
| 28 | 295337 | Ammeter, AC | | 1 | |
| 28 | 282934 | Ammeter, AC | | | 1 |
| 29 | 282814 | Voltmeter, AC | | 1 | 1 |
| 30 | 295069 | Meter, frequency | | 1 | 1 |
| 31 | 253329 | Voltmeter, DC | | 1 | 1 |
| 32 | 282898 | Gauge, water temperature | | 1 | 1 |
| 33 | 282897 | Gauge, oil pressure | | 1 | 1 |
| 34 | X-70-2 | Nut, hex | 2 | 2 | 2 |
| 35 | X-22-12 | Washer, shakeproof | 2 | 2 | 2 |
| 36 | 241611 | Strap, ground | 1 | 1 | 1 |
| 37 | X-50-7 | Screw, RHM | 1 | 1 | 1 |
| 38 | 292834 | Bumper | 4 | 4 | 4 |
| 39 | 258241 | Box, controller | 1 | 1 | 1 |
| 39 | 282944 | Plate, front (not shown) | 1 | | |
| 40 | X-21-1 | Washer, lock | 4 | 4 | 4 |
| 41 | X-82-2 | Nut, hex | 4 | 4 | 4 |
| 42 | X-526-3 | Strap, wire | 1 | 1 | 1 |
| 43 | A-255041 | Potentiometer Assembly | 1 | 1 | 1 |
| 44 | 201534 | Plate, instruction | 1 | 1 | 1 |
| 45 | 255944 | Harness, wiring (includes item 46) | 1 | 1 | 1 |
| 46 | 269366 | Connector, plug | 1 | 1 | 1 |
| 47 | 250512 | Breaker, magnetic TD | 1 | 1 | 1 |
| 48 | 238736 | Meter, hour | 1 | 1 | 1 |
| 49 | X-71-2 | Nut, hex | 2 | 2 | 2 |
| 50 | X-18-1 | Washer, lock | 2 | 2 | 2 |
| 51 | 255659 | Panel, silkscreen | 1 | 1 | 1 |
| 52 | X-49-26 | Screw, RHM | 2 | 2 | 2 |
| 53 | 269373 | Lamp | 1 | 1 | 1 |
| 54 | 238426 | Holder, fuse | 1 | 1 | 1 |
| 55 | 283645 | Fuse, 15-amp | 1 | 1 | 1 |
| 56 | X-22-26 | Washer, shakeproof | 1 | 1 | 1 |
| 57 | 287812 | Switch, toggle | 1 | 1 | 1 |

Group 701: Literature

| Item | Part Number | Description | Quantity | | | | | | | | | | | |
|------|-------------|--|---------------|---|---|---|----|----|----|----|----|----|---|---|
| | | | Variation No. | | | | | | | | | | | |
| | | | 5 | 6 | 7 | 8 | 12 | 14 | 15 | 17 | 18 | 20 | | |
| 1 | TP-5700 | Installation Manual, industrial | 1 | 1 | 1 | 1 | 1 | 1 | 1 | 1 | 1 | 1 | 1 | 1 |
| 2 | TP-5543 | Parts Catalog, 17-18RY; 18/20/30RZ | 1 | 1 | 1 | 1 | 1 | 1 | 1 | 1 | 1 | 1 | 1 | 1 |
| 2 | TP-5172 | Parts Catalog, Ford LSG-423 engine | 1 | 1 | | | | | | | | | | |
| 2 | TP-5743 | Parts Catalog, 18-20 Ford LRG-423 engine | | | | | | 1 | 1 | 1 | | | | |
| 2 | TP-5708 | Parts Catalog, 17-100RZ Accessories | | | | | | 1 | 1 | 1 | 1 | 1 | 1 | 1 |
| 2 | TP-5939 | Parts Catalog, Ford LRG-425 engine | | | | | | | | | | 1 | 1 | |
| 2 | TP-5186 | Parts Catalog, Ford CSG-649 engine | | | | | | | | | | | | 1 |
| 3 | TP-5184 | Service Manual, Ford LSG-423 engine | 1 | 1 | 1 | 1 | | | | | | | | |
| 3 | TP-5262 | Service Manual, FR II Relay Controller | 1 | | | | | | | | | | | |
| 3 | TP-5744 | Service Manual, 18-20 LSG-423 engine | | | | | | 1 | 1 | 1 | | | | |
| 3 | TP-5110 | Service Manual, 1-Phase | | 1 | | | | | | | | 1 | 1 | |
| 3 | TP-5940 | Service Manual, Ford LRG-425 engine | | | | | | | | | | 1 | 1 | |
| 3 | TP-5185 | Service Manual, Ford CSG-649 engine | | | | | | | | | | 1 | 1 | 1 |
| 3 | TP-5353 | Service Manual, 20-300RZ; 20-180RZ | | | 1 | 1 | | 1 | 1 | 1 | 1 | | | 1 |
| 3 | TP-5847 | Service Manual, 10-18RY/RZ Industrial | | | | | | | | | | | | 1 |
| 4 | TP-5208 | Operation Manual, Ford LSG-423 engine | 1 | 1 | 1 | 1 | | | | | | | | |
| 4 | TP-5742 | Operation Manual, 18-20 LRG-423 engine | | | | | | 1 | 1 | 1 | | | | |
| 4 | TP-5938 | Operation Manual, Ford LRG-425 engine | | | | | | | | | 1 | 1 | | |
| 4 | TP-5151 | Operation Manual, Ford CSG-649 engine | | | | | | | | | | | | 1 |
| 4 | TP-5750 | Operation Manual, 20-2000 kW | 1 | | | | | 1 | | | | | 1 | 1 |
| 4 | TP-5387 | Operation Manual, 17RY | | 1 | | | | | | | | | | |
| 4 | TP-5870 | Operation Manual, 18RY/RZ | | | 1 | 1 | | | 1 | 1 | 1 | | | |
| 5 | TP-5716 | Wiring Diagrams, 10-18RY/RZ | | | | | | | 1 | | 1 | 1 | | |
| 5 | TP-5719 | Wiring Diagrams, 20-100RZ | | | | | | 1 | | | | 1 | 1 | 1 |

Kit List

| | 17RY | 18RY | 20RZ | 30RZ |
|---|--------|------------------|----------------------------|----------------------------|
| Controllers, Optional (Group 301) | | | | |
| 5-Light Controller (RY only) | N/A | 326459 254808 | N/A | N/A |
| 5-Light Controller (RZ only) | N/A | 326460 254689 | N/A | N/A |
| 5-Light Controller, 600-volt | N/A | 326461 254688 | N/A | N/A |
| 5-Light Remote Controller | N/A | 256486 225190 | N/A | N/A |
| 5-Light Remote Controller | N/A | 256488 225191 | N/A | N/A |
| 1-Light Relay Controller | N/A | 254924 | N/A | N/A |
| Manual | N/A | N/A | 276427 | 327011 |
| Manual, 600-volt | N/A | N/A | 327026 | 327026 |
| Decision-Maker ^t 1, relay | N/A | 326868 | 326622 | 326622 |
| Decision-Maker ^t 1, with gauges | N/A | N/A | 326690 | 326690 |
| Decision-Maker ^t 1, with gauges and meters | N/A | N/A | 326621 | 326623 |
| Decision-Maker ^t 1, with gauges and meters, 600-volt | N/A | N/A | 326637 | 326637 |
| Cooling System Accessories (Group 104) | | | | |
| Cooling, city water | N/A | 326591 256921 | 326440 | 326102 |
| Cooling, radiator | N/A | 326451 | 326874 326424 | 326031 |
| Cooling, radiator, 40°C ambient | N/A | 254998 | 276428 | 326032 326025 |
| Cooling, radiator with sound shield | N/A | 326480 226402 | N/A | N/A |
| Cooling, remote radiator | N/A | N/A | 326441 326178 | 326103 326178 |
| Duct Flange, radiator | N/A | 324203 255169 | 324205 255169 324203 | 324205 255169 324203 |
| Heater, block | | | | |
| 110–120-volt | 276210 | 326475 256820 | 326447 276223 326038 | 326232 276210 326230 |
| 190–240-volt | 276211 | 326476 256821 | 326448 276224 326039 | 326233 276211 326231 |

Continued

Kit List, continued

| | 17RY | 18RY | 20RZ | 30RZ |
|---|-----------|------------------|------------------|------------------|
| Fuel System Accessories (Group 103) | | | | |
| Bypass, manual valve and gas solenoid | 255634 | 255634 | 255634 | 326094 255634 |
| Changeover, automatic (natural gas to LP gas) | N/A | 326442 | 326442 326179 | 326611 |
| Changeover, manual (LP gas to gasoline) | N/A | 326590 256993 | 326443 | 326068 |
| Fuel Line, flexible gas | PA-255177 | PA-256869 | PA-255177 | PA-255177 |
| Fuel Line, flexible gasoline (additional) | N/A | 326607 256842 | 276284 | 276285 |
| Fuel Pump, electric | N/A | 324405 225208 | 324405 225208 | 324405 |
| Gas Solenoid Valve (additional) | 244621 | N/A | 244621 326127 | 244621 326127 |
| Gasoline Fuel System | N/A | 326588 254997 | 326444 326050 | 326093 |
| LP Gas Fuel System | N/A | 326425 | 326425 276432 | 326594 276431 |
| LP Gas Liquid Withdrawal | N/A | 326586 256986 | 326445 326180 | 326612 326181 |
| Natural Gas Fuel System | N/A | 326425 254996 | 326425 276432 | 326594 276430 |
| Natural Gas or LP | N/A | 326875 | 326875 | N/A |
| Strainer, gas | 290275 | 290275 | 290276 | 290276 |

1- and 5-Light Controller Kits

| 1- and 5-Light Controller Kit Parts | | | | | | | | |
|-------------------------------------|-----------------------------|-------------------------|----------|-------------|------------|------------|----------|----------|
| Qty. | Description | Kit Number/Unique Parts | | | | | | |
| | | 225190 | 225191 | 254688 | 254689 | 254808 | 254924 | 326868 |
| 1 | Controller Assembly* | A-225185 | A-225186 | A-254788 | A-254787 | A-254787 | B-254801 | A-254954 |
| 1 | Washer, shakeproof, 3/8 | N/A | N/A | X-22-14 | X-22-14 | X-22-14 | N/A | N/A |
| | Screw, RHM, 10-24 x 5 | N/A | N/A | (12) X-50-8 | (8) X-50-8 | (8) X-50-8 | N/A | N/A |
| 1 | Plug, pipe, 1/8 | N/A | N/A | X-75-1 | X-75-1 | X-75-1 | N/A | N/A |
| 1 | Cross, pipe, 1/8 | N/A | N/A | 164037 | 164037 | 164037 | N/A | N/A |
| 1 | Harness, wiring | N/A | N/A | 254814 | 254814 | 254814 | 254812 | 326869 |
| 1 | Diode | N/A | N/A | 254990 | 254990 | 254990 | N/A | N/A |
| 1 | Sender, temperature | N/A | N/A | 255240 | 255240 | 255240 | N/A | N/A |
| | Transformer | N/A | N/A | (3) 259359 | (3) 259359 | (2) 259359 | N/A | N/A |
| 1 | Sender, oil pressure gauge | N/A | N/A | 264390 | 264390 | 264390 | N/A | N/A |
| 1 | Switch Assembly, level | N/A | N/A | 273404 | 273404 | 273404 | N/A | N/A |
| 1 | Nipple, pipe, 1/8 x 1 1/2 | N/A | N/A | 289055 | 289055 | 289055 | N/A | N/A |
| 1 | Bushing, reducer, 3/8 x 1/2 | N/A | N/A | N/A | N/A | N/A | X-202-28 | X-202-28 |
| 4 | Mount, controller | N/A | N/A | N/A | N/A | N/A | 241769 | 241769 |
| 1 | Sensor, low fluid | N/A | N/A | N/A | N/A | N/A | 254960 | 254832 |

| 1- and 5-Light Controller Kit Parts | | | | | |
|-------------------------------------|-----------------------------|-------------------------|------------|------------|------------|
| Qty. | Description | Kit Number/Unique Parts | | | |
| | | 256489 | 326459 | 326460 | 326461 |
| 1 | Controller Assembly* | A-254787 | A-225185 | A-225185 | A-225186 |
| 1 | Washer, shakeproof, 3/8 | N/A | X-22-14 | X-22-14 | X-22-14 |
| 1 | Plug, pipe, 1/8 | N/A | X-75-1 | X-75-1 | X-75-1 |
| 1 | Cross, pipe, 1/8 | N/A | 164037 | 164037 | 164037 |
| 1 | Harness, wiring | N/A | 326453 | 326452 | 326452 |
| 1 | Diode | N/A | 254990 | 254990 | 254990 |
| 1 | Sender, water temperature | N/A | 268298 | 268298 | 268298 |
| | Transformer | N/A | (2) 259359 | (3) 259359 | (3) 259793 |
| 1 | Sender, oil pressure gauge | N/A | 264390 | 264390 | 264390 |
| 1 | Switch Assembly, level | N/A | 273404 | 273404 | 273404 |
| 1 | Nipple, pipe, 1/8 x 1 1/2 | N/A | 289055 | 289055 | 289055 |
| 1 | Bushing, reducer, 3/8 x 1/2 | N/A | N/A | N/A | N/A |
| 4 | Mount, controller | N/A | N/A | N/A | N/A |
| 1 | Sensor, low fluid | N/A | N/A | N/A | N/A |
| 1 | Bracket, CT mounting | N/A | 226481 | 226480 | 226480 |
| 1 | Bracket, governor mounting | N/A | 226661 | 226661 | 226661 |

*See Controller Assembly section for parts list.

N/A Not Applicable

1- and 5-Light Controller Assemblies

| Qty. | Description | Common Parts | 1- and 5-Light Controller Assembly Number/Unique Parts | | | | |
|------|--|--------------|--|---------------|---------------|---------------|---------------|
| | | | A-225185 | A-225186 | A-254787 | A-254788 | B-254801 |
| 1 | Potentiometer Assembly | | A-254796 | A-254796 | A-254796 | A-254796 | N/A |
| 1 | Circuit Board, indicator | | B-292381 | B-292381 | B-292381 | B-292381 | N/A |
| 1 | Circuit Board, main | | G-292806 | G-292806 | G-292806 | G-292806 | E-254717 |
| 1 | Washer, shakeproof, E.T. | | X-22-20 | X-22-20 | X-22-20 | X-22-20 | N/A |
| 2 | Washer, lock | | X-22-50 | X-22-50 | X-22-50 | X-22-50 | N/A |
| 3 | Washer, lock, #6 | | (4) X-22-6 | (4) X-22-6 | (4) X-22-6 | (4) X-22-6 | (2) X-22-6 |
| 1 | Washer, lock, #8 | | X-22-7 | X-22-7 | X-22-7 | X-22-7 | N/A |
| 1 | Grommet | | X-284-31 | X-284-31 | X-284-31 | X-284-31 | X-6033-6 |
| 1 | Plug, button | | N/A | N/A | X-301-29 | X-301-29 | N/A |
| 1 | Spacer | | X-400-135 | X-400-135 | X-400-135 | X-400-135 | N/A |
| 2 | Terminal | | X-431-42 | X-431-42 | X-431-42 | X-431-42 | N/A |
| 2 | Screw, RHM, 6-32 x 3/8 | | X-49-2 | X-49-2 | X-49-2 | X-49-2 | N/A |
| 2 | Screw, RHM, 6-32 x 1/4 | | (18) X-49-25 | (18) X-49-25 | (18) X-49-25 | (18) X-49-25 | (10) X-49-25 |
| 2 | Screw, pan head | X-49-39 | | | | | |
| 1 | Screw, RHM, 10-24 x 1-3/8 | X-50-10 | | | | | |
| 2 | Screw, RHM, 10-24 x 3/4 | X-50-3 | | | | | |
| 1 | Screw, pan head machine | | X-50-70 | X-50-70 | X-50-70 | X-50-70 | N/A |
| 2 | Screw, RHM | | X-51-53 | X-51-53 | X-51-53 | X-51-53 | N/A |
| 2 | Plug, cap, 1/8 inches | | X-519-9 | X-519-9 | X-519-1 | X-519-1 | N/A |
| 1 | Jumper | X-6048-2 | | | | | |
| 2 | Tube, heat shrink | X-6079-2 | | | | | |
| 2 | Screw, Phillips ^a hex crimplite | | (10) X-6216-1 | (10) X-6216-1 | (10) X-6216-1 | (10) X-6216-1 | (12) X-6216-1 |
| 2 | Nut, hex | | X-6234-6 | X-6234-6 | X-6234-6 | X-6234-6 | N/A |
| 2 | Screw, thread forming | | X-67-127 | X-67-127 | X-67-127 | X-794-2 | N/A |
| 1 | Tube, vinyl | | X-696-2 | X-696-2 | X-696-2 | X-696-2 | N/A |
| 4 | Spacer | | X-712-9 | X-712-9 | X-712-9 | X-712-9 | N/A |
| 1 | Nameplate | | 225716 | 225177 | 254794 | 254794 | N/A |
| 1 | Fuse, 10-amp | | N/A | N/A | N/A | N/A | 223316 |
| 1 | Strip, marker | | 225178 | 225178 | N/A | N/A | N/A |
| 1 | Strip, marker | | 225179 | 225179 | 292823 | N/A | 254822 |
| 1 | Box, controller | | 225180 | 226598 | 292375 | 292375 | 254823 |
| 1 | Cover, controller | | 225181 | 225181 | 292818 | 292818 | 254800 |
| 1 | Plate, hinge | | 227850 | 227850 | 254824 | 254824 | N/A |
| 2 | Diode, 6-amp, 100-volt | | 233959 | 233959 | 233959 | 233959 | N/A |
| 1 | Meter, hour | 238736 | | | | | |
| 1 | Terminal | | 238898 | 238898 | 238898 | 238898 | N/A |
| 1 | Connector, plug, 6-position | | 241617 | 241617 | 241617 | 241617 | N/A |
| 1 | Relay | 241736 | | | | | |
| 1 | Strap, ground | 246083 | | | | | |
| 1 | Block, terminal | | 246115 | 246115 | 246115 | 246115 | 292940 |
| 1 | Voltmeter | | 253329 | 253329 | 253329 | 253329 | N/A |
| 2 | Lamp | | 255126 | 255126 | 255126 | 255126 | 238582 |
| 1 | Voltmeter, AC | | 282814 | 282815 | 282816 | 282817 | N/A |
| 1 | Gauge, oil pressure | | 282897 | 282897 | 282897 | 282897 | N/A |
| 1 | Gauge, water temperature | | 282898 | 282898 | 282898 | 282898 | 292940 |
| 1 | Ammeter | | 282934 | 282933 | 282800 | 282930 | N/A |
| 2 | Socket, lamp | | 284990 | 284990 | 284990 | 284990 | N/A |
| 1 | Spacer, PC board | | (9) 287948 | (9) 287948 | (9) 287948 | (9) 287948 | (5) 287948 |
| 3 | Fuse, 1.5-amp | | 291207 | 291207 | 291207 | 291207 | N/A |
| 1 | Lamp | | (2) 291740 | (2) 291740 | (2) 291740 | (2) 291740 | (1) 269373 |
| 1 | Decal | | 292347 | 292347 | 292347 | 292347 | N/A |
| 1 | Decal | | 292361 | 292361 | 292361 | 292361 | N/A |
| 1 | Switch, selector | | 292373 | 292374 | 292373 | 292374 | 287812 |
| 1 | Holder, fuse | | 292821 | 292821 | 292821 | 292821 | 238426 |
| 4 | Bumper | | 292834 | 292834 | 292834 | 292834 | N/A |
| 1 | Harness, wiring | | 292836 | 292836 | 292836 | 292836 | 226594 |
| 1 | Meter, frequency | | 295069 | 295069 | 282818 | 282818 | N/A |

1- and 5-Light Controller Assemblies, continued

| Qty. | Description | 1- and 5-Light Controller Assembly Number/ Unique Parts |
|------|--|--|
| | | A-254954 |
| 1 | Governor Assembly | A-249922 |
| 1 | Circuit Board, cyclic cranking | C-284507 |
| 1 | Circuit Board, main | F-254717 |
| 1 | Washer, lock, 1/4 int. tooth | X-22-11 |
| 2 | Washer, lock, 1/4 int./ext. tooth | X-22-12 |
| 2 | Washer, lock, #6 | X-22-6 |
| 18 | Screw, p.h.m. 6-32 x 1/4 | X-49-25 |
| 2 | Screw, p.h.m. 6-32 x 1/2 | X-49-39 |
| 2 | Screw, RHM, 6-32 x 3/8 | X-49-6 |
| 2 | Screw, RHM, 10-24 x 3/4 | X-50-3 |
| 2 | Screw, RHM | X-51-15 |
| 1 | Grommet | X-6033-6 |
| 1 | Tube, heat shrink | X-6081-3 |
| 4 | Screw, Phillips ^a hex crimplite | X-6216-1 |
| 2 | Nut, hex | X-81-8 |
| 1 | Tube, heat shrink | X-748-21 |
| 1 | Fuse, 10-amp | 223316 |
| 1 | Box, controller | 227858 |
| 1 | Strap, ground | 230857 |
| 1 | Holder, fuse | 238426 |
| 1 | Terminal | 238582 |
| 1 | Meter, hour | 238736 |
| 1 | Relay | 241736 |
| 1 | Cover, controller | 254800 |
| 1 | Harness, wiring | 254820 |
| 1 | Marker, strip | 254822 |
| 1 | Screw, special | 267491 |
| 1 | Lamp | 269373 |
| 1 | Switch, toggle | 287812 |
| 9 | Spacer, PC board | 287948 |
| 2 | Strip, terminal | 292940 |

Manual Controller Kits

| MANUAL CONTROLLER KIT PARTS | | | | | | | |
|-----------------------------|------------------------------|---------|-------------------------|----------|----------|-----------|----------|
| Qty. | Description | Common | Kit Number/Unique Parts | | | | |
| | | | 327011 | 327016 | 327021 | 327026 | 327031 |
| 1 | Controller Assembly* | | A-273380 | A-273381 | A-273383 | A-273379 | A-273382 |
| 4 | Washer, lock, 5/16 | X-22-16 | | | | | |
| 1 | Terminal | X-283-8 | | | | | |
| 1 | Conduit, convoluted | | | | | X-6003-17 | |
| 1 | Screw, drill hex | X-794-1 | | | | | |
| 1 | Harness, wiring | 255040 | | | | | |
| 3 | Transformer, current | | 259360 | 259414 | 255860 | 259793 | 259792 |
| 1 | Bracket, CT mounting | 276417 | | | | | |
| 1 | Switch Assembly, water level | 336656 | | | | | |

| MANUAL CONTROLLER KIT PARTS | | | | | | | |
|-----------------------------|------------------------------|---------|-------------------------|----------|----------|-----------|-----------|
| Qty. | Description | Common | Kit Number/Unique Parts | | | | |
| | | | 327037 | 327042 | 327047 | 327062 | 276427 |
| 1 | Controller Assembly* | | A-273384 | A-273383 | A-273385 | A-273386 | A-273378 |
| 4 | Washer, lock, 5/16 | X-22-16 | | | | | |
| 1 | Terminal | X-283-8 | | | | | |
| 1 | Conduit, convoluted | | | | | X-6003-17 | X-6003-17 |
| 1 | Screw, drill hex | X-794-1 | | | | | |
| 1 | Harness, wiring | 255040 | | | | | |
| 3 | Transformer, current | | 259359 | 255860 | 253503 | 259360 | 259359 |
| 1 | Bracket, CT mounting | 276417 | | | | | |
| 1 | Switch Assembly, water level | 336656 | | | | | |

* See Controller Assembly section for parts list.

Manual Controller Assemblies

| Qty. | Description | Common Parts | Manual Controller Assembly Number/Unique Parts | | | | |
|------|--------------------------|--------------|--|----------|----------|----------|----------|
| | | | A-273378 | A-273379 | A-273380 | A-273381 | A-273382 |
| 1 | Potentiometer Assembly | A-255041 | | | | | |
| 1 | Overspeed Circuit Board | A-249812 | | | | | |
| 1 | Main Circuit Board | H-239563 | | | | | |
| 1 | Washer, shakeproof, #10 | X-22-13 | | | | | |
| 4 | Washer, lock, #6 | X-22-6 | | | | | |
| 1 | Grommet | X-284-31 | | | | | |
| 1 | Plug, button | X-301-23 | | | | | |
| 2 | Terminal | X-431-25 | | | | | |
| 2 | Terminal | X-431-29 | | | | | |
| 2 | Screw, RHM, 6-32 x 3/8 | X-49-2 | | | | | |
| 18 | Screw, RHM, 6-32 x 1/4 | X-49-25 | | | | | |
| 2 | Screw, pan head | X-49-39 | | | | | |
| 4 | Screw, RHM, 10-24 x 3/4 | X-50-3 | | | | | |
| 1 | Screw, RHM, 10-24 x 1 | X-50-70 | | | | | |
| 2 | Screw, RHM, 8-32 x 3/8 | X-51-12 | | | | | |
| 2 | Screw, RHM | X-51-53 | | | | | |
| 1 | Strap, ground | X-6046-2 | | | | | |
| 1 | Jumper | X-6048-2 | | | | | |
| 10 | Screw, hex head | X-6216-1 | | | | | |
| 1 | Sleeve | X-696-5 | | | | | |
| 1 | Tab, identification | 201620-86 | | | | | |
| 1 | Fuse, 10-amp | 223316 | | | | | |
| 1 | Holder, fuse | 238426 | | | | | |
| 1 | Hourmeter | 238736 | | | | | |
| 1 | Terminal | 238898 | | | | | |
| 1 | Block, terminal | 246115 | | | | | |
| 1 | Switch, rocker | 249406 | | | | | |
| 1 | Voltmeter | 253329 | | | | | |
| 1 | Lamp | 269373 | | | | | |
| 2 | Lamp | 255126 | | | | | |
| 2 | Lamp | 291740 | | | | | |
| 1 | Plate, hinge | 273376 | | | | | |
| 1 | Harness, controller | 274710 | | | | | |
| 1 | Voltmeter, AC | | 282816 | 282817 | 282816 | 282816 | 282817 |
| 1 | Gauge, oil pressure | 282897 | | | | | |
| 1 | Gauge, water temperature | 282898 | | | | | |
| 1 | Ammeter, AC | | 282800 | 282800 | 282801 | 282802 | 282801 |
| 2 | Socket, lamp | 284990 | | | | | |
| 8 | Spacer, circuit board | 287948 | | | | | |
| 3 | Fuse, 1.5-amp | 291207 | | | | | |
| 1 | Decal | 292347 | | | | | |
| 1 | Resistor | | N/A | 292352 | N/A | N/A | 292352 |
| 1 | Decal | 292361 | | | | | |
| 1 | Switch, elector | | 292373 | 292374 | 292373 | 292373 | 292374 |
| 1 | Holder, fuse | 292821 | | | | | |
| 1 | Marker, strip | 292823 | | | | | |
| 1 | Bumper | 292834 | | | | | |
| 1 | Meter, frequency | 282818 | | | | | |
| 1 | Transformer, controller | 295281 | | | | | |
| 1 | Cover, controller | 292818 | | | | | |
| 1 | Nameplate | | 273373 | 273374 | 273373 | 273373 | 273374 |
| 1 | Box, controller | 273375 | | | | | |

Manual Controller Assemblies, continued

| Qty. | Description | Common Parts | Manual Controller Assembly Number/ Unique Parts | | | |
|------|--------------------------|--------------|--|----------|----------|----------|
| | | | A-273383 | A-273384 | A-273385 | A-273385 |
| 1 | Potentiometer Assembly | A-255041 | | | | |
| 1 | Overspeed Circuit Board | A-249812 | | | | |
| 1 | Main Circuit Board | F-239563 | | | | |
| 1 | Washer, shakeproof, #10 | X-22-13 | | | | |
| 4 | Washer, lock, #6 | X-22-6 | | | | |
| 1 | Grommet | X-284-31 | | | | |
| 1 | Plug, button | X-301-34 | | | | |
| 2 | Terminal | X-431-25 | | | | |
| 2 | Terminal | X-431-29 | | | | |
| 2 | Screw, RHM, 6-32 x 3/8 | X-49-2 | | | | |
| 18 | Screw, RHM, 6-32 x 1/4 | X-49-25 | | | | |
| 2 | Screw, pan head | X-49-39 | | | | |
| 4 | Screw, RHM, 10-24 x 3/4 | X-50-3 | | | | |
| 1 | Screw, RHM, 10-24 x 1 | X-50-7 | | | | |
| 2 | Screw, RHM, 8-32 x 3/8 | X-51-12 | | | | |
| 2 | Screw, RHM | X-51-53 | | | | |
| 1 | Strap, ground | X-6046-2 | | | | |
| 1 | Jumper | X-6048-2 | | | | |
| 10 | Screw, hex head | X-6216-1 | | | | |
| 2 | Screw, thread-forming | X-67-127 | | | | |
| 1 | Sleeve | X-696-5 | | | | |
| 1 | Tab, identification | 201620-86 | | | | |
| 1 | Fuse, 10-amp | 223316 | | | | |
| 1 | Holder, fuse | 238426 | | | | |
| 1 | Hourmeter | 238736 | | | | |
| 1 | Terminal | 238898 | | | | |
| 1 | Block, terminal | 246115 | | | | |
| 1 | Switch, rocker | 249406 | | | | |
| 1 | Voltmeter | 253329 | | | | |
| 1 | Lamp | 269373 | | | | |
| 2 | Lamp | 255126 | | | | |
| 2 | Lamp | 291740 | | | | |
| 1 | Plate, hinge | 273376 | | | | |
| 1 | Harness, controller | 274710 | | | | |
| 1 | Voltmeter, AC | | 282816 | 282817 | 282816 | 282816 |
| 1 | Gauge, oil pressure | 282897 | | | | |
| 1 | Gauge, water temperature | 282898 | | | | |
| 1 | Ammeter, AC | | 282804 | 282802 | 282805 | 282805 |
| 2 | Socket, lamp | 284990 | | | | |
| 8 | Spacer, circuit board | 287948 | | | | |
| 3 | Fuse, 1.5-amp | 291207 | | | | |
| 1 | Decal | 292347 | | | | |
| 1 | Resistor | | N/A | 292352 | N/A | 292352 |
| 1 | Decal | 292361 | | | | |
| 1 | Switch, selector | | 292373 | 292374 | 292373 | 292374 |
| 1 | Holder, fuse | 292821 | | | | |
| 1 | Marker, strip | 292823 | | | | |
| 1 | Bumper | 292834 | | | | |
| 1 | Meter, frequency | 282818 | | | | |
| 1 | Transformer, controller | 295281 | | | | |
| 1 | Cover, controller | 292818 | | | | |
| 1 | Nameplate | | 273373 | 273374 | 273373 | 273374 |
| 1 | Box, controller | 273375 | | | | |

Decision-Makert 1 Controller Kits

| Decision-Makert 1 Controller Kit Parts | | | | | | | |
|--|--------------------------|----------|-------------------------|----------|----------|----------|----------|
| Qty. | Description | Common | Kit Number/Unique Parts | | | | |
| | | | 326621 | 326622 | 326623 | 326629 | 326637 |
| 1 | Controller Assembly* | | A-336598 | A-336597 | A-336616 | A-336617 | A-336615 |
| 2 | Screw, HC, 10-24 x 5/8 | X-117-5 | | | | | |
| 4 | Washer, lock, 5/16 | X-22-16 | | | | | |
| 2 | Washer, shakeproof | X-22-24 | | | | | |
| 2 | Washer, lock, shakeproof | X-22-9 | | | | | |
| 2 | Screw, RHM | X-49-35 | | | | | |
| 4 | Screw, hex head | X-6216-1 | | | | | |
| 1 | Logo, Kohler | X-6276-9 | | | | | |
| 4 | Screw, drill hex | X-794-1 | | | | | |
| 1 | Sensor, ferromagnetic | 241623 | | | | | |
| 1 | Harness, wiring | | 255040 | | 255040 | 255040 | 255040 |
| 1 | Clamp, insulator | X-672-15 | | | | | |
| 1 | Cover, controller | | 259359 | 336601 | 336602 | 336602 | 336602 |
| 3 | Bracket, sensor mounting | 257070 | | | | | |
| 3 | Transformer | | 255860 | | 259360 | 259414 | 259793 |
| 1 | Bracket, CT mounting | | 276417 | | 276417 | 276417 | 276417 |

| Decision-Makert 1 Controller Kit Parts | | | | | | | |
|--|--------------------------|----------|-------------------------|----------|----------|----------|--|
| Qty. | Description | Common | Kit Number/Unique Parts | | | | |
| | | | 326665 | 326671 | 326673 | 326690 | |
| 1 | Controller Assembly* | | A-336622 | A-336623 | A-336624 | A-336652 | |
| 2 | Screw, HC, 10-24 x 5/8 | X-117-5 | | | | | |
| 4 | Washer, lock, 5/16 | X-22-16 | | | | | |
| 2 | Washer, shakeproof | X-22-24 | | | | | |
| 2 | Washer, lock, shakeproof | X-22-9 | | | | | |
| 2 | Screw, RHM | X-49-35 | | | | | |
| 4 | Screw, hex head | X-6216-1 | | | | | |
| 1 | Logo, Kohler | X-6276-9 | | | | | |
| 1 | Clamp, insulator | X-672-15 | | | | | |
| 4 | Screw, drill hex | X-794-1 | | | | | |
| 1 | Sensor, ferromagnetic | 241623 | | | | | |
| 3 | Bracket, sensor mounting | 257070 | | | | | |
| 1 | Cover, controller | | 336602 | 336602 | 336602 | 336601 | |
| 1 | Harness, wiring | | 255040 | 255040 | 255040 | | |
| 3 | Transformer | | 259360 | 259360 | 259414 | | |
| 1 | Bracket, CT mounting | | 276417 | 276417 | 276417 | | |

* See Controller Assembly section for parts list.

Decision-Makert 1 Controller Assemblies

| Qty. | Description | Common Parts | Decision-Makert 1 Controller Assembly Number/Unique Parts | | | | | |
|------|--------------------------|--------------|---|------------|-----------|------------|------------|------------|
| | | | A-336598 | A-336597 | A-336615 | A-336616 | A-336617 | A-336619 |
| 1 | Potentiometer Assembly | A-255041 | | | | | | |
| 1 | Main Circuit Board | E-254717 | | | | | | |
| 2 | Washer, lock | X-22-50 | | | | | | |
| 4 | Washer, lock, #6 | X-22-6 | | | | | | |
| 1 | Grommet | X-284-31 | | | | | | |
| 2 | Screw, RHM, 6-32 x 3/8 | X-49-2 | | | | | | |
| 10 | Screw, RHM, 6-32 x 1/4 | X-49-25 | | | | | | |
| 2 | Screw, pan head | X-49-39 | | | | | | |
| 4 | Screw, RHM, 10-24 x 3/4 | | X-50-3 | | X-50-3 | X-50-3 | X-50-3 | X-50-3 |
| 1 | Screw, RHM, 10-24 x 1 | X-50-70 | | | | | | |
| 2 | Screw, RHM | X-51-53 | | | | | | |
| 2 | Plug, cap | X-519-1 | | | | | | |
| 1 | Strap, ground | X-6046-2 | | | | | | |
| 1 | Jumper | | X-6048-2 | | X-6048-2 | X-6048-2 | X-6048-2 | X-6048-2 |
| 2 | Nut, hex | X-6234-6 | | | | | | |
| 2 | Screw, thread-forming | | X-67-127 | | X-67-127 | X-67-127 | X-67-127 | X-67-127 |
| 1 | Sleeve | X-696-5 | | | | | | |
| 2 | Nut, hex | | X-71-2 | X-71-2 | | X-71-2 | X-71-2 | X-71-2 |
| 1 | Tab, identification | | 201620-152 | 201620-152 | 201620-86 | 201620-152 | 201620-152 | 201620-152 |
| 1 | Fuse, 10-amp | 223316 | | | | | | |
| 1 | Holder, fuse | 238426 | | | | | | |
| 1 | Hourmeter | 238736 | | | | | | |
| 1 | Terminal | 238898 | | | | | | |
| 1 | Block, terminal | 246115 | | | | | | |
| 1 | Voltmeter | | 253329 | | 253329 | 253329 | 253329 | 253329 |
| 1 | Relay | 259391 | | | | | | |
| 1 | Lamp | 269373 | | | | | | |
| 1 | Voltmeter, AC | | 282814 | | 282815 | 282814 | 282814 | 282814 |
| 1 | Gauge, oil pressure | | 282897 | | 282897 | 282897 | 282897 | 282897 |
| 1 | Gauge, water temperature | | 282898 | | 282898 | 282898 | 282898 | 282898 |
| 1 | Ammeter, AC | | 282934 | | 282934 | 295337 | 295338 | 282950 |
| 1 | Fuse, 15-amp | 283645 | | | | | | |
| 1 | Switch, toggle | 287812 | | | | | | |
| 5 | Spacer, circuit board | 287948 | | | | | | |
| 3 | Fuse, 1.5-amp | | 291207 | | 291207 | 291207 | 291207 | 291207 |
| 2 | Lamp | | 291740 | | 291740 | 291740 | 291740 | 291740 |
| 1 | Resistor | | | | 292352 | 291740 | 291740 | 291740 |
| 1 | Switch, selector | | 292374 | | 292374 | 292374 | 292374 | 292374 |
| 1 | Bumper | 292834 | | | | | | |
| 1 | Strip, terminal | | 292940 | | 292940 | 292940 | 292940 | 292940 |
| 1 | Meter, frequency | | 295069 | | 295069 | 295069 | 295069 | 295069 |
| 1 | Box, controller | | 336603 | 336604 | 336603 | 336603 | 336603 | 336603 |
| 1 | Strip, marker | | 336605 | 336606 | 336605 | 336605 | 336605 | 336605 |
| 1 | Holder, fuse | | 336635 | 336634 | 336635 | 336635 | 336635 | 336635 |
| 1 | Strip, marker | | 336636 | | 336636 | 336636 | 336636 | 336636 |
| 1 | Harness, wiring | | 336637 | 336642 | 336637 | 336637 | 336637 | 336637 |

Decision-Makert 1 Controller Assemblies, continued

| Qty. | Description | Common Parts | Decision-Makert 1 Controller Assembly Number/Unique Parts | | | | | |
|------|--------------------------|--------------|---|----------|----------|----------|----------|----------|
| | | | A-336620 | A-336621 | A-336622 | A-336623 | A-336624 | A-336625 |
| 1 | Potentiometer Assembly | A-255041 | | | | | | |
| 1 | Main Circuit Board | E-254717 | | | | | | |
| 2 | Washer, lock | X-22-50 | | | | | | |
| 4 | Washer, lock, #6 | X-22-6 | | | | | | |
| 1 | Grommet | X-284-31 | | | | | | |
| 2 | Screw, RHM, 6-32 x 3/8 | X-49-2 | | | | | | |
| 10 | Screw, RHM, 6-32 x 1/4 | X-49-25 | | | | | | |
| 2 | Screw, pan head | X-49-39 | | | | | | |
| 4 | Screw, RHM, 10-24 x 3/4 | X-50-3 | | | | | | |
| 1 | Screw, RHM, 10-24 x 1 | X-50-70 | | | | | | |
| 2 | Screw, RHM | X-51-53 | | | | | | |
| 2 | Plug, cap | X-519-1 | | | | | | |
| 1 | Strap, ground | X-6046-2 | | | | | | |
| 1 | Jumper | X-6048-2 | | | | | | |
| 2 | Nut, hex | X-6234-6 | | | | | | |
| 2 | Screw, thread-forming | X-67-127 | | | | | | |
| 1 | Sleeve | X-696-5 | | | | | | |
| 2 | Nut, hex | X-71-2 | | | | | | |
| 1 | Tab, identification | 201620-152 | | | | | | |
| 1 | Fuse, 10-amp | 223316 | | | | | | |
| 1 | Holder, fuse | 238426 | | | | | | |
| 1 | Hourmeter | 238736 | | | | | | |
| 1 | Terminal | 238898 | | | | | | |
| 1 | Block, terminal | 246115 | | | | | | |
| 1 | Voltmeter | 253329 | | | | | | |
| 1 | Relay | 259391 | | | | | | |
| 1 | Lamp | 269373 | | | | | | |
| 1 | Voltmeter, AC | | 282815 | 282814 | 282815 | 282815 | 282815 | 282814 |
| 1 | Gauge, oil pressure | 282897 | | | | | | |
| 1 | Gauge, water temperature | 282898 | | | | | | |
| 1 | Ammeter, AC | | 295338 | 282954 | 282950 | 282954 | 282955 | 295339 |
| 1 | Fuse, 15-amp | 283645 | | | | | | |
| 1 | Switch, toggle | 287812 | | | | | | |
| 5 | Spacer, circuit board | 287948 | | | | | | |
| 3 | Fuse, 1.5-amp | 291207 | | | | | | |
| 2 | Lamp | 291740 | | | | | | |
| 1 | Resistor | | 292352 | | | 292352 | 292352 | |
| 1 | Switch, selector | 292374 | | | | | | |
| 1 | Bumper | 292834 | | | | | | |
| 1 | Strip, terminal | 292940 | | | | | | |
| 1 | Meter, frequency | 295069 | | | | | | |
| 1 | Box, controller | 336603 | | | | | | |
| 1 | Strip, marker | 336605 | | | | | | |
| 1 | Holder, fuse | 336635 | | | | | | |
| 1 | Strip, marker | 336636 | | | | | | |
| 1 | Harness, wiring | 336637 | | | | | | |

Decision-Makert 1 Controller Assemblies, continued

| Qty. | Description | Common Parts | Decision-Makert 1 Controller Assembly Number/Unique Parts | | | | | |
|------|--------------------------|--------------|---|----------|----------|----------|----------|----------|
| | | | A-336626 | A-336627 | A-336628 | A-336652 | A-352563 | A-360319 |
| 1 | Potentiometer Assembly | A-255041 | | | | | | |
| 1 | Main Circuit Board | F-254717 | | | | | | |
| 2 | Washer, lock | X-22-50 | | | | | | |
| 4 | Washer, lock, #6 | X-22-6 | | | | | | |
| 1 | Grommet | X-284-31 | | | | | | |
| 2 | Screw, RHM, 6-32 x 3/8 | | X-49-2 | X-49-2 | X-49-2 | | X-49-2 | X-49-2 |
| 10 | Screw, RHM, 6-32 x 1/4 | X-49-25 | | | | | | |
| 2 | Screw, pan head | X-49-39 | | | | | | |
| 4 | Screw, RHM, 10-24 x 3/4 | | X-50-3 | X-50-3 | X-50-3 | | X-50-3 | X-50-3 |
| 1 | Screw, RHM, 10-24 x 3 | | | | | X-50-13 | | |
| 1 | Screw, RHM, 10-24 x 1 | X-50-70 | | | | | | |
| 2 | Screw, RHM | X-51-53 | | | | | | |
| 2 | Plug, cap | X-519-1 | | | | | | |
| 1 | Strap, ground | X-6046-2 | | | | | | |
| 1 | Jumper | | X-6048-2 | X-6048-2 | X-6048-2 | | X-6048-2 | X-6048-2 |
| 2 | Nut, hex | X-6234-6 | | | | | | |
| 2 | Screw, thread-forming | X-67-127 | | | | | | |
| 1 | Sleeve | X-696-5 | | | | | | |
| 2 | Nut, hex | X-71-2 | | | | | | |
| 1 | Tab, identification | 201620-152 | | | | | | |
| 1 | Fuse, 10-amp | 223316 | | | | | | |
| 1 | Holder, fuse | 238426 | | | | | | |
| 1 | Hourmeter | 238736 | | | | | | |
| 1 | Terminal | 238898 | | | | | | |
| 1 | Block, terminal | 246115 | | | | | | |
| 1 | Voltmeter | 253329 | | | | | | |
| 1 | Ammeter | | | | | | 253609 | 253341 |
| 1 | Relay | 259391 | | | | | | |
| 1 | Lamp | 269373 | | | | | | |
| 1 | Voltmeter, AC | | 282814 | 282815 | 282814 | | | |
| 1 | Gauge, oil pressure | 282897 | | | | | | |
| 1 | Gauge, water temperature | 282898 | | | | | | |
| 1 | Ammeter, AC | | 295340 | 282955 | 282955 | | 282934 | 282934 |
| 1 | Fuse, 15-amp | 283645 | | | | | | |
| 1 | Switch, toggle | 287812 | | | | | | |
| 5 | Spacer, circuit board | 287948 | | | | | | |
| 3 | Fuse, 1.5-amp | | 291207 | 291207 | 291207 | | 291207 | 291207 |
| 2 | Lamp | | 291740 | 291740 | 291740 | | 291740 | 291740 |
| 1 | Resistor | | | 292352 | | | | |
| 1 | Switch, selector | | 292374 | 292374 | 292374 | | 292374 | 292374 |
| 1 | Bumper | 292834 | | | | | | |
| 1 | Strip, terminal | | 292940 | 292940 | 292940 | | 292940 | 292940 |
| 1 | Meter, frequency | | 295069 | 295069 | 295069 | | 295069 | 295069 |
| 1 | Box, controller | | 336603 | 336603 | 336603 | 336653 | 336603 | 336603 |
| 1 | Strip, marker | | 336605 | 336605 | 336605 | 336606 | 336605 | 336605 |
| 1 | Holder, fuse | | 336635 | 336635 | 336635 | 336634 | 336635 | 336635 |
| 1 | Strip, marker | | 336636 | 336636 | 336636 | | 336636 | 336636 |
| 1 | Harness, wiring | | 336637 | 336637 | 336637 | 336642 | 336637 | 336637 |

Cooling System Kits

| Qty. | Description | Part No. |
|--|--------------------------------|-----------|
| Cooling System, City Water 256921 | | |
| 2 | Elbow, street, 1 1/2 | A-27 |
| 1 | Bushing, reducer, 1/8 x 1 | AC-1459 |
| 1 | Tee, black iron, 3/8 x 3 | X-203-15 |
| 1 | Nipple, pipe, 3/8 x 1 | X-204-9 |
| 2 | Nipple, 1/2 x 1 3/16 | X-209-2 |
| 1 | Elbow, street, 1/2 | X-211-1 |
| 3 | Valve, drain, 3/8 | X-256-1 |
| 1 | Hose | X-304-14 |
| 1 | Hose, radiator | X-304-15 |
| 1 | Hose | X-304-2 |
| 1 | Clamp, hose, 1/2 | X-309-14 |
| 1 | Hose, 5/ 8 x 14 1/2 | X-312-4 |
| 1 | Valve, solenoid, 5/8, 12-volt | X-350-7 |
| 1 | Connector, hose | X-380-4 |
| 1 | Line, flexible fuel, .312 x 2 | X-386-32 |
| 1 | Line, fuel | X-386-70 |
| 1 | Connector, hose, 5/16 x 1 | X-391-3 |
| 1 | Clip, tube, 9/16 x 11/32 | X-414-1 |
| 2 | Clamp, hose, 1/2-1 13/32 | X-426-3 |
| 10 | Clamp, hose, 1.375 x 2.10 | X-426-4 |
| 2 | Clamp, hose, 1 15/16 | X-426-8 |
| 2 | Clamp, hose | X-426-9 |
| 3 | Adapter | X-570-17 |
| 1 | Hose, radiator | X-6014-59 |
| 1 | Channel, U | X-6047-9 |
| 8 | Screw, HC | X-6051-11 |
| 1 | Plug, pipe, 3/8 | X-75-10 |
| 2 | Plug, pipe | X-75-42 |
| 14 | Screw, drill hex | X-794-1 |
| 8 | Washer, hardened | X-801-3 |
| 2 | Bushing, reducer, 1/2 | 168848 |
| 1 | Gasket, water outlet | 246059 |
| 1 | Gasket, exhaust | 249905 |
| 1 | Thermostat | 249930 |
| 1 | Manifold, exhaust | 254686 |
| 1 | Flange, exhaust outlet | 254692 |
| 1 | Hose, radiator | 254803 |
| 1 | Hose, radiator | 254805 |
| 1 | Housing, thermostat | 254885 |
| 1 | Orifice | 254922 |
| 1 | Gasket, exhaust manifold | 254923 |
| 1 | Gasket, water outlet | 256476 |
| 1 | Bracket, expansion tank | 256914 |
| 1 | Guard, belt | 256915 |
| 1 | Guard, belt | 256916 |
| 1 | Guard, belt | 256917 |
| 1 | Tank, expansion | 256918 |
| 1 | Plate, heat exchanger | 256919 |
| 1 | Tube, coolant | 256920 |
| 1 | Cap, pressure | 258037 |
| 2 | Decal, water drain | 280561 |
| 1 | Exchanger, heat | 285662 |
| 1 | Regulator, water | 290176 |
| 1 | Plate, heat exchanger mounting | 290377 |

| Qty. | Description | Part No. |
|--|-------------------------------|-----------|
| Cooling System, City Water 326177 | | |
| 3 | Adapter | X-570-17 |
| 1 | Adapter, hose | X-570-21 |
| 1 | Hose, radiator | X-6014-59 |
| 1 | Screw, HC | X-6051-12 |
| 2 | Clamp | X-672-10 |
| 3 | Elbow, 90°, 1 1/2 | 151771 |
| 3 | Nipple, pipe, 1 1/2 x 1 3/4 | 155040 |
| 1 | Bushing, reducer | 160212 |
| 2 | Bushing, reducer, 1/2 | 168848 |
| 2 | Clamp, hose | 249888 |
| 1 | Cap, pressure | 258037 |
| 1 | Tank, expansion | 274645 |
| 1 | Hose, upper radiator | 276287 |
| 1 | Regulator, water | 290176 |
| 1 | Exchanger, heat | 326160 |
| 1 | Guard, belt (top) | 326261 |
| 1 | Guard, belt (left) | 326262 |
| 1 | Guard, belt (right) | 326263 |
| 1 | Guard, belt (cover) | 326264 |
| 1 | Bracket, mounting | 326265 |
| 1 | Bracket, mounting | 326266 |
| 2 | Bracket, mounting | 326267 |
| 1 | Hose, molded | 326288 |
| 2 | Support, surge tank | 326289 |
| 1 | Support, top | 326290 |
| 2 | Bracket, support | 326290 |
| Cooling System, City Water 326102 | | |
| 1 | Valve, solenoid, 5/8, 12-volt | X-350-7 |
| 1 | Line, fuel | X-386-36 |
| 2 | Clamp, hose | X-426-4 |
| 2 | Clamp, hose | X-426-6 |
| 3 | Adapter | X-570-17 |
| 1 | Hose, radiator | X-6014-10 |
| 1 | Clamp | X-672-10 |
| 4 | Elbow, 90° | 151771 |
| 1 | Bushing, 2 1/16 x 1 1/4 | 153016 |
| 3 | Nipple, pipe, 1 1/2 x 1 3/4 | 155040 |
| 2 | Bushing, reducer, 1/2 | 168848 |
| 2 | Clamp, hose | 249887 |
| 1 | Hose, radiator | 255172 |
| 1 | Bracket, expansion tank | 255325 |
| 1 | Guard, belt | 255326 |
| 1 | Cap, pressure | 258037 |
| 2 | Decal, water drain | 280561 |
| 3 | Adapter, hose | 285685 |
| 1 | Regulator, water | 290176 |
| 1 | Tank, expansion | 291457 |
| 1 | Hose, upper radiator | 326004 |
| 2 | Bracket, heat exchanger | 326124 |
| 1 | Guard, belt | 326125 |
| 1 | Guard, belt | 326126 |
| 1 | Exchanger, heat | 326160 |
| 2 | Plate, heat exchanger | 326166 |
| 1 | Guard, belt | 326215 |

Cooling System Kits, continued

| Qty. | Description | Part No. | Qty. | Description | Part No. |
|-----------------------------------|-------------------------------|---------------|-----------------------------------|--------------------------------|---------------|
| Cooling System, City Water | | | Cooling System, City Water | | |
| | | 326440 | | | 326591 |
| 1 | Bushing, reducer | X-202-45 | 2 | Elbow, street, 1 1/2 | A-27 |
| 2 | Nipple, 1/2 x 1 3/16 | X-209-2 | 1 | Bushing, reducer, 1/8 | X-202-28 |
| 1 | Elbow, street, 1/2 | X-211-1 | 2 | Nipple, 1/2 x 1 3/16 | X-209-2 |
| 1 | Coupling, pipe, 3/8 | X-216-23 | 1 | Elbow, street, 1/2 | X-211-1 |
| 3 | Valve, drain, 3/8 | X-256-1 | 1 | Elbow, 45__ | X-225-1 |
| 1 | Clamp, hose, 1/2 | X-309-14 | 3 | Valve, drain, 3/8 | X-256-1 |
| 1 | Valve, solenoid, 5/8, 12-volt | X-350-7 | 1 | Hose | X-304-14 |
| 1 | Line, fuel | X-386-36 | 1 | Clamp, hose, 1/2 | X-309-14 |
| 2 | Clamp, hose | X-426-3 | 1 | Valve, solenoid, 5/8, 12-volt | X-350-7 |
| 2 | Clamp, hose | X-426-4 | 1 | Line, fuel | X-386-70 |
| 3 | Adapter | X-570-17 | 1 | Clip, tube, 9/16 x 11/32 | X-414-1 |
| 1 | Hose, radiator | X-6014-59 | 4 | Clamp, hose, 1.375 x 2.10 | X-426-4 |
| 1 | Hose, radiator | X-6014-77 | 2 | Clamp, hose, 1 15/16 | X-426-8 |
| 1 | Clamp | X-672-10 | 3 | Adapter | X-570-17 |
| 4 | Elbow, 90__ | 151771 | 1 | Hose, radiator | X-6014-59 |
| 4 | Nipple, pipe, 1 1/2 x 1 3/4 | 155040 | 1 | Hose, radiator | X-6014-7 |
| 2 | Bushing, reducer, 1/2 | 168848 | 1 | Channel, U | X-6047-9 |
| 4 | Clamp, hose | 249888 | 1 | Plug, pipe, 3/8 | X-75-10 |
| 1 | Cap, pressure | 258037 | 1 | Plug, pipe | X-75-2 |
| 1 | Tank, expansion | 274645 | 1 | Nipple, pipe, 1 1/2 x 1 3/4 | 155040 |
| 1 | Regulator, water | 290176 | 2 | Bushing, reducer, 1/2 | 168848 |
| 1 | Exchanger, heat | 326160 | 1 | Gasket, water outlet | 229963 |
| 2 | Bracket, mounting | 326287 | 1 | Gasket, exhaust | 249905 |
| 2 | Support, surge tank | 326289 | 1 | Thermostat | 249930 |
| 1 | Support, top surge tank | 326290 | 1 | Flange, exhaust outlet | 254692 |
| 2 | Bracket, support | 326291 | 1 | Hose, radiator | 254803 |
| 1 | Hose, bypass | 326295 | 1 | Hose, radiator | 254805 |
| 1 | Bracket, mounting top | 326449 | 1 | Sensor, low fluid | 254832 |
| 1 | Bracket, mounting right | 326469 | 1 | Housing, thermostat | 254885 |
| 1 | Bracket, mounting left | 326470 | 1 | Tank, expansion | 256918 |
| 1 | Guard, belt right | 326578 | 1 | Plate, heat exchanger | 256919 |
| 1 | Guard, belt left | 326579 | 1 | Tube, coolant | 256920 |
| 1 | Guard, belt bottom | 326580 | 1 | Cap, pressure | 258037 |
| 1 | Guard, belt top | 326581 | 4 | Spacer, .406 x .750 x .375 | 280528 |
| 1 | Guard, belt cover | 326582 | 3 | Decal, water drain | 280561 |
| 1 | Hose, upper | 326583 | 1 | Exchanger, heat | 285662 |
| | | | 1 | Regulator, water | 290176 |
| | | | 1 | Plate, heat exchanger mounting | 290377 |
| | | | 1 | Hose, radiator | 326423 |
| | | | 1 | Tube, radiator outlet | 326598 |
| | | | 1 | Bracket, expansion tank | 326599 |
| | | | 1 | Guard, belt guard (left) | 326600 |
| | | | 1 | Guard, belt guard (right) | 326601 |
| | | | 1 | Guard, belt guard (front) | 326602 |

Cooling System Kits, continued

| Qty. | Description | Part No. |
|--|--------------------------------|-----------|
| Cooling System, Radiator 254998 | | |
| 1 | Radiator Assembly | A-256829 |
| 1 | Bushing, reducer, 1/8 | AC-1459 |
| 1 | Valve, drain, 3/8 | X-256-1 |
| 1 | Valve, drain, 1/4 | X-256-3 |
| 1 | Hose | X-304-2 |
| 1 | Hose, 5/8 x 14 1/2 | X-312-4 |
| 1 | Connector, hose | X-380-4 |
| 1 | Line, flexible fuel, 5/16 x 28 | X-386-34 |
| 1 | Connector, hose, 5/16 x 1/8 | X-391-3 |
| 4 | Clamp, hose | X-426-18 |
| 2 | Clamp, hose, 1/2-1 13/32 | X-426-3 |
| 5 | Clamp, hose, 1.375 x 2.10 | X-426-4 |
| 1 | Clamp, hose, 1 9/16 x 2 1/2 | X-426-6 |
| 2 | Clamp, hose, 1 15/16 x 1 3/16 | X-426-8 |
| 2 | Clamp, hose | X-426-9 |
| 1 | Tie, cable | X-468-1 |
| 1 | Hose | X-577-37 |
| 1 | Hose | X-577-38 |
| 3 | Connector, hose | X-582-9 |
| 1 | Hose, radiator | X-6014-46 |
| 8 | Screw, HC | X-6051-11 |
| 4 | Screw, HC | X-6068-4 |
| 1 | Hose, rubber, .375 x 34 | X-651-15 |
| 2 | Plug, pipe, 3/8 | X-75-10 |
| 2 | Plug, pipe | X-75-42 |
| 38 | Screw, drill hex | X-794-1 |
| 8 | Washer, hardened | X-801-3 |
| 4 | Washer, hardened | X-801-4 |
| 1 | Gasket, water outlet | 246059 |
| 1 | Gasket, exhaust | 249905 |
| 1 | Thermostat | 249930 |
| 1 | Cover, radiator | 253071 |
| 1 | Plug | 253268 |
| 1 | Support, radiator right | 253538 |
| 1 | Support, radiator left | 253539 |
| 1 | Manifold, exhaust | 254686 |
| 1 | Flange, exhaust outlet | 254692 |
| 1 | Shroud, radiator | 254754 |
| 1 | Hose, radiator | 254802 |
| 1 | Hose, radiator | 254803 |
| 1 | Hose, radiator | 254804 |
| 1 | Hose, radiator | 254805 |
| 1 | Housing, thermostat | 254885 |
| 1 | Orifice | 254922 |
| 1 | Gasket, exhaust manifold | 254923 |
| 1 | Plug | 254949 |
| 1 | Guard, fan | 254981 |
| 1 | Gasket, water outlet | 256476 |
| 1 | Guard, fan (top) | 256843 |
| 1 | Guard, fan | 256860 |
| 1 | Shroud, fan | 258862 |
| 1 | Fan | 276101 |
| 1 | Spacer, pulley to fan | 276102 |
| 1 | Guard, fan | 276204 |
| 2 | Clamp, hose | 279604 |

| Qty. | Description | Part No. |
|--|----------------------------|----------|
| Cooling System, Radiator 276428 | | |
| 1 | Radiator Assembly | A-326021 |
| 1 | Cap, radiator | 224358 |
| 4 | Washer, plain | X-25-73 |
| 1 | Valve, drain, 3/8 | X-256-1 |
| 1 | Valve, drain, 1/4 | X-256-3 |
| 2 | Clamp, hose, 1.375 x 2.100 | X-426-4 |
| 2 | Clamp, hose, 1 15/16 | X-426-8 |
| 4 | Screw, HC | X-6068-4 |
| 5 | Screw, crimp-tite | X-6216-1 |
| 4 | Washer, hardened | X-801-4 |
| 1 | Shroud, fan | 226334 |
| 1 | Switch Assembly, level | 273404 |
| 1 | Spacer, pulley to fan | 276102 |
| 1 | Hose, upper radiator | 276287 |
| 1 | Hose, lower radiator | 276288 |
| 1 | Fan, pusher | 276479 |
| 1 | Guard, radiator | 276491 |
| 1 | Support, radiator | 276492 |
| 1 | Support, radiator | 276493 |
| 1 | Guard, wire fan | 326106 |
| 1 | Guard, belt (right) | 326109 |
| 1 | Guard, belt (left) | 326110 |
| 1 | Guard, belt (top) | 326111 |

| Qty. | Description | Part No. |
|--|----------------------------|----------|
| Cooling System, Radiator 326025 | | |
| 1 | Radiator Assembly | A-276304 |
| 1 | Cap, radiator | 224358 |
| 4 | Washer, plain | X-25-73 |
| 1 | Valve, drain, 3/8 | X-256-1 |
| 1 | Valve, drain, 1/4 | X-256-3 |
| 2 | Clamp, hose, 1.375 x 2.100 | X-426-4 |
| 2 | Clamp, hose, 1 15/16 | X-426-8 |
| 4 | Screw, HC | X-6068-4 |
| 5 | Screw, crimp-tite | X-6216-1 |
| 4 | Washer, hardened | X-801-4 |
| 1 | Shroud, fan | 226334 |
| 1 | Switch Assembly, level | 273404 |
| 1 | Spacer, pulley to fan | 276102 |
| 1 | Hose, upper radiator | 276287 |
| 1 | Hose, lower radiator | 276288 |
| 1 | Fan, pusher | 276387 |
| 1 | Guard, radiator | 276491 |
| 1 | Support, radiator | 276492 |
| 1 | Support, radiator | 276493 |
| 1 | Guard, wire fan | 326106 |
| 1 | Guard, belt (right) | 326109 |
| 1 | Guard, belt (left) | 326110 |
| 1 | Guard, belt (top) | 326111 |

Cooling System Kits, continued

| Qty. | Description | Part No. |
|------|-------------|----------|
|------|-------------|----------|

Cooling System, Radiator 40 Ambient 326031
See Group 104, variation 179-9 for parts listing.

| Qty. | Description | Part No. |
|------|---|----------|
| | Cooling System, Radiator 50 Ambient 326032 | |
| 1 | Radiator Assembly | A-326018 |
| 1 | Bushing, reducer, 3/8 | X-202-28 |
| 1 | Valve, drain, 1/4 | X-256-3 |
| 2 | Clamp, hose, 1.375 x 2.10 | X-426-4 |
| 2 | Clamp, hose, 1 9/16 x 2 1/2 | X-426-6 |
| 4 | Washer, hardened | X-801-3 |
| 1 | Sensor, low fluid | 254832 |
| 4 | Spacer, radiator support | 273911 |
| 1 | Fan Shroud | 324039 |
| 1 | Support, radiator left | 326001 |
| 1 | Support, radiator right | 326002 |
| 1 | Hose, lower radiator | 326003 |
| 1 | Hose, upper radiator | 326004 |
| 1 | Guard, wire fan | 326006 |
| 1 | Guard, belt left | 326007 |
| 1 | Guard, belt right | 326008 |
| 1 | Guard, belt top | 326009 |
| 1 | Spacer | 326010 |
| 1 | Fan | 326011 |
| 1 | Bracket, belt guard | 326144 |

Cooling System, Radiator 50 Ambient 326424
See Group 104, variation 16 for parts listing.

Cooling System, Radiator 326451
See Group 104, variation 18 for parts listing.

Cooling System, Radiator 326874
See Group 104, variation 20 for parts listing.

| Qty. | Description | Part No. |
|------|-------------|----------|
|------|-------------|----------|

Cooling System, Radiator for Sound Shield 226402

| | | |
|----|--------------------------------|-----------|
| 1 | Radiator Assembly | A-276300 |
| 1 | Bushing, reducer, 1/8 | AC-1459 |
| 4 | Washer, plain | X-25-73 |
| 1 | Valve, drain, 1/4 | X-256-3 |
| 2 | Hose | X-304-2 |
| 1 | Connector, hose | X-380-4 |
| 1 | Line, flexible fuel, 5/16 x 28 | X-386-34 |
| 1 | Connector, hose, 5/16 x 1/8 | X-391-3 |
| 4 | Clamp, hose, 1.375 x 2.10 | X-426-4 |
| 2 | Clamp, hose, 1 15/16 | X-426-8 |
| 2 | Clamp, hose | X-426-9 |
| 4 | Screw, HC, M8 x 1.25 x 2.75 | X-6050-16 |
| 8 | Screw, HC | X-6051-11 |
| 2 | Screw, HH | X-6216-1 |
| 1 | Plug, pipe, 3/8 | X-75-10 |
| 2 | Plug, pipe | X-75-42 |
| 8 | Washer, hardened | X-801-3 |
| 4 | Washer, hardened | X-801-4 |
| 1 | Shroud, fan | 226334 |
| 1 | Guard, wire fan | 226335 |
| 1 | Fan, radiator pusher | 226403 |
| 1 | Spacer, fan | 226404 |
| 1 | Tube, radiator outlet | 226405 |
| 1 | Hose, radiator | 226406 |
| 1 | Support, radiator | 226407 |
| 1 | Support, radiator | 226408 |
| 2 | Insulation, foam | 226409 |
| 1 | Hose, radiator | 226418 |
| 1 | Guard, belt (top) | 226419 |
| 1 | Guard, belt (bottom) | 226420 |
| 2 | Insulation, foam | 226421 |
| 1 | Gasket, water outlet | 246059 |
| 4 | Clamp, hose | 249888 |
| 1 | Gasket, exhaust | 249905 |
| 1 | Thermostat | 249930 |
| 1 | Manifold, exhaust | 254686 |
| 1 | Flange, exhaust outlet | 254692 |
| 1 | Hose, radiator | 254805 |
| 1 | Housing, thermostat | 254885 |
| 1 | Orifice | 254922 |
| 1 | Gasket, exhaust manifold | 254923 |
| 1 | Gasket, water outlet | 256476 |
| 1 | Duct Flange, radiator | 255169 |
| 8 | Rivet, pop | X-781-11 |
| 10 | Screw, drill | X-794-2 |
| 2 | Frame, air duct | 292995 |
| 2 | Frame, air duct | 292996 |

Cooling System Kits, continued

| Qty. | Description | Part No. |
|------|-------------|----------|
|------|-------------|----------|

Cooling System, Radiator for Sound Shield

326480

| | | |
|---|---------------------------|----------|
| 1 | Radiator Assembly | A-326402 |
| 4 | Washer, plain | X-25-73 |
| 1 | Valve, drain, 1/4 | X-256-3 |
| 2 | Hose | X-304-2 |
| 4 | Clamp, hose, 1.375 x 2.10 | X-426-4 |
| 2 | Clamp, hose | X-426-6 |
| 2 | Clamp, hose, 1 15/16 | X-426-8 |
| 1 | Plug, pipe, 3/8 | X-75-10 |
| 4 | Washer, hardened | X-801-4 |
| 1 | Shroud, fan | 226334 |
| 1 | Fan, radiator pusher | 226403 |
| 1 | Support, radiator | 226407 |
| 1 | Support, radiator | 226408 |
| 2 | Insulation, foam | 226409 |
| 1 | Hose, radiator | 226418 |
| 2 | Insulation, foam | 226421 |
| 1 | Gasket, water outlet | 229963 |
| 1 | Gasket, exhaust | 249905 |
| 1 | Thermostat | 249930 |
| 1 | Flange, exhaust outlet | 254692 |
| 1 | Hose, radiator | 254805 |
| 1 | Housing, thermostat | 254885 |
| 1 | Hose, upper radiator | 326422 |
| 1 | Hose, radiator | 326423 |
| 1 | Bracket, mounting top | 326449 |
| 1 | Guard, belt left | 326467 |
| 1 | Guard, belt bottom | 326468 |
| 1 | Bracket, mounting left | 326470 |
| 1 | Guard, wire fan | 326473 |
| 1 | Guard, belt top | 326577 |
| 1 | Bracket, belt guard | 326685 |
| 1 | Guard, belt | 326686 |

Cooling System, Remote Radiator

326103

| | | |
|---|-------------------------|-----------|
| 1 | Hose | X-312-16 |
| 2 | Clamp, hose | X-426-6 |
| 1 | Hose, radiator | X-6014-45 |
| 1 | Hose, 2 x 8 | X-6014-8 |
| 2 | Clamp, hose | 249888 |
| 1 | Bracket, expansion tank | 255325 |
| 1 | Guard, belt | 255326 |
| 1 | Hose, lower radiator | 326003 |
| 1 | Guard, belt | 326125 |
| 1 | Guard, belt | 326126 |
| 1 | Guard, belt | 326215 |

Cooling System, Remote Radiator

326178

| | | |
|---|----------------------------|---------|
| 1 | Valve, drain, 3/8 | X-256-1 |
| 2 | Clamp, hose, 1.375 x 2.100 | X-426-4 |
| 2 | Clamp, hose, 1 15/16 | X-426-8 |
| 1 | Hose, upper radiator | 276287 |
| 1 | Hose, lower radiator | 276288 |
| 1 | Bracket, mounting | 326265 |
| 1 | Bracket, mounting | 326270 |
| 1 | Guard, belt (right) | 326263 |
| 1 | Guard, belt (left) | 326262 |
| 1 | Guard, belt (top) | 326261 |
| 1 | Guard, belt (cover) | 326264 |

| Qty. | Description | Part No. |
|------|-------------|----------|
|------|-------------|----------|

Cooling System, Remote Radiator

326441

| | | |
|---|---------------------------|---------|
| 2 | Clamp, hose, 1.375 x 2.10 | X-426-2 |
| 3 | Clamp, hose, 1.375 x 2.10 | X-426-4 |
| 1 | Clamp, hose | X-426-6 |
| 1 | Hose, upper | 326356 |
| 1 | Hose, lower | 326357 |
| 1 | Hose, bypass | 326395 |
| 1 | Bracket, mounting (top) | 326449 |
| 1 | Bracket, mounting (right) | 326469 |
| 1 | Bracket, mounting (left) | 326470 |
| 1 | Guard, belt (right) | 326578 |
| 1 | Guard, belt (left) | 326579 |
| 1 | Guard, belt (bottom) | 326580 |
| 1 | Guard, belt (top) | 326581 |
| 1 | Guard, belt (cover) | 326582 |

Duct Flange, Radiator

255169

| | | |
|----|------------------|----------|
| 8 | Rivet, pop | X-781-11 |
| 10 | Screw, drill hex | X-794-2 |
| 2 | Frame, air duct | 292995 |
| 2 | Frame, air duct | 292996 |

Duct Flange, Radiator

324203

| | | |
|---|------------------|----------|
| 8 | Rivet, pop | X-781-11 |
| 6 | Screw, drill hex | X-794-1 |
| 2 | Frame, air duct | 324199 |
| 2 | Frame, air duct | 324201 |

Duct Flange, Radiator

324205

| | | |
|---|------------------|----------|
| 8 | Rivet, pop | X-781-11 |
| 6 | Screw, drill hex | X-794-1 |
| 2 | Frame, air duct | 324200 |
| 2 | Frame, air duct | 324201 |

Heater, Block

256820

| | | |
|---|--------------------|----------|
| 1 | Elbow | SA-472 |
| 1 | Nipple, pipe, 3/8 | X-204-9 |
| 1 | Cross, pipe | X-207-5 |
| 1 | Valve, drain, 3/8 | X-256-1 |
| 6 | Clamp, hose | X-426-10 |
| 1 | Tie, cable | X-468-1 |
| 2 | Hose, oilproof | X-577-5 |
| 1 | Hose .625 x 20 in. | X-577-8 |
| 1 | Connector, hose | X-582-2 |
| 1 | Connector, hose | X-582-3 |
| 1 | Bracket, mounting | 226360 |
| 1 | Hose, molded | 276206 |
| 1 | Heater, block | 276209 |
| 1 | Plug, freeze | 276212 |
| 1 | Tag, hang | 279047 |

Cooling System Kits, continued

| Qty. | Description | Part No. |
|-----------------------------|--------------------------|----------|
| Heater, Block 256821 | | |
| 1 | Elbow | SA-472 |
| 1 | Nipple, pipe, 3/8 x 1 | X-204-9 |
| 1 | Valve, drain, 3/8 | X-256-1 |
| 6 | Clamp, hose | X-426-10 |
| 1 | Tie, cable | X-468-1 |
| 2 | Hose, oil-proof | X-577-5 |
| 1 | Hose, .625 x 20 in. | X-577-8 |
| 1 | Connector, hose | X-582-2 |
| 1 | Connector, hose | X-582-3 |
| 1 | Bracket, mounting | 226360 |
| 1 | Heater, block | 276208 |
| 1 | Plug, freeze | 276212 |
| 1 | Tag, hang | 279047 |
| Heater, Block 276210 | | |
| 1 | Elbow | SA-472 |
| 6 | Clamp, hose | X-426-10 |
| 1 | Hose, .625 x 21 in. | X-577-24 |
| 1 | Hose, .625 x 17 in. | X-577-28 |
| 1 | Connector, hose | X-582-3 |
| 2 | Clamp, hose | 250081 |
| 1 | Connector, hose | 276205 |
| 1 | Hose, molded | 276206 |
| 1 | Heater, block | 276209 |
| 1 | Plug, freeze | 276212 |
| 1 | Bracket, mounting | 276311 |
| Heater, Block 276211 | | |
| 1 | Elbow | SA-472 |
| 6 | Clamp, hose | X-426-10 |
| 1 | Hose, .625 x 21 in. | X-577-24 |
| 1 | Hose, .625 x 17 in. | X-577-28 |
| 1 | Connector, hose | X-582-3 |
| 2 | Clamp, hose | 250081 |
| 1 | Connector, hose | 276205 |
| 1 | Hose, molded | 276206 |
| 1 | Heater, block | 276208 |
| 1 | Plug, freeze | 276212 |
| 1 | Bracket, mounting | 276311 |
| 1 | Tag, hang | 279047 |
| Heater, Block 276223 | | |
| 1 | Elbow | SA-472 |
| 6 | Clamp, hose | X-426-10 |
| 1 | Clamp, hose 1.375 x 2.10 | X-426-4 |
| 1 | Hose, .625 x 21 in. | X-577-24 |
| 1 | Hose, .625 x 17 in. | X-577-28 |
| 1 | Connector, hose | X-582-3 |
| 1 | Hose, molded | 276206 |
| 1 | Heater, block | 276209 |
| 1 | Plug, freeze | 276212 |
| 1 | Connector, hose | 276222 |
| 1 | Bracket, mounting | 276311 |
| 1 | Tag, hang | 279047 |

| Qty. | Description | Part No. |
|-----------------------------|---------------------------|----------|
| Heater, Block 276224 | | |
| 1 | Elbow | SA-472 |
| 6 | Clamp, hose | X-426-10 |
| 2 | Clamp, hose, 1.375 x 2.10 | X-426-4 |
| 1 | Hose, .625 x 21 in. | X-577-24 |
| 1 | Hose, .625 x 17 in. | X-577-28 |
| 1 | Connector, hose | X-582-3 |
| 1 | Hose, molded | 276206 |
| 1 | Heater, block | 276208 |
| 1 | Plug, freeze | 276212 |
| 1 | Connector, hose | 276222 |
| 1 | Bracket, mounting | 276311 |
| 1 | Tag, hang | 279047 |
| Heater, Block 326038 | | |
| 2 | Bushing, reducer | X-202-41 |
| 1 | Tee, pipe, 1/2 | X-203-13 |
| 1 | Nipple, 1/2 x 1 3/16 | X-209-2 |
| 1 | Hose | X-312-18 |
| 1 | Hose | X-312-34 |
| 6 | Clamp, hose | X-426-10 |
| 2 | Connector, hose | X-582-1 |
| 2 | Screw, HHC | X-6051-2 |
| 1 | Clamp, insulated | X-672-20 |
| 1 | Plug, pipe, 1/2 | X-75-28 |
| 1 | Hose, molded | 276206 |
| 2 | Plug, freeze | 276212 |
| 1 | Tag, hang | 279047 |
| 1 | Bracket, block heater | 326219 |
| 1 | Heater, block | 326222 |
| 1 | Shield, heat | 326225 |
| Heater, Block 326039 | | |
| 2 | Bushing, reducer | X-202-41 |
| 1 | Tee, pipe, 1/2 | X-203-13 |
| 1 | Nipple, 1/2 x 1 3/16 | X-209-2 |
| 1 | Hose | X-312-18 |
| 1 | Hose | X-312-34 |
| 6 | Clamp, hose | X-426-10 |
| 2 | Connector, hose | X-582-1 |
| 2 | Screw, HHC | X-6051-2 |
| 1 | Clamp, insulated | X-672-20 |
| 1 | Plug, pipe, 1/2 | X-75-28 |
| 1 | Hose, molded | 276206 |
| 2 | Plug, freeze | 276212 |
| 1 | Tag, hang | 279047 |
| 1 | Bracket, block heater | 326219 |
| 1 | Heater, block | 326224 |
| 1 | Shield, heat | 326225 |

Cooling System Kits, continued

| Qty. | Description | Part No. |
|----------------------|-----------------------|---------------|
| Heater, Block | | |
| | | 326230 |
| 1 | Bushing, reducer | X-202-41 |
| 1 | Tee, pipe, 1/2 | X-203-13 |
| 1 | Nipple, 1/2 x 1 3/16 | X-209-2 |
| 1 | Hose | X-312-18 |
| 1 | Hose | X-312-34 |
| 6 | Clamp, hose | X-426-10 |
| 2 | Connector, hose | X-582-1 |
| 1 | Clamp, insulated | X-672-20 |
| 1 | Plug, pipe, 1/2 | X-75-28 |
| 1 | Hose, molded | 276206 |
| 2 | Plug, freeze | 276212 |
| 1 | Tag, hang | 279047 |
| 1 | Bracket, block heater | 326219 |
| 1 | Heater, block | 326222 |
| 1 | Shield, heat | 326227 |

| | | |
|----------------------|-----------------------|---------------|
| Heater, Block | | |
| | | 326231 |
| 1 | Bushing, reducer | X-202-41 |
| 1 | Tee, pipe, 1/2 | X-203-13 |
| 1 | Nipple, 1/2 x 1 3/16 | X-209-2 |
| 1 | Hose | X-312-18 |
| 1 | Hose | X-312-34 |
| 6 | Clamp, hose | X-426-10 |
| 2 | Connector, hose | X-582-1 |
| 1 | Clamp, insulated | X-672-20 |
| 1 | Plug, pipe, 1/2 | X-75-28 |
| 1 | Hose, molded | 276206 |
| 2 | Plug, freeze | 276212 |
| 1 | Tag, hang | 279047 |
| 1 | Bracket, block heater | 326219 |
| 1 | Heater, block | 326224 |
| 1 | Shield, heat | 326227 |

| | | |
|----------------------|--------------------------------|---------------|
| Heater, Block | | |
| | | 326232 |
| 2 | Bushing, reducer | X-202-41 |
| 1 | Nipple, pipe, 1/2 x 3 | X-209-11 |
| 1 | Nipple, pipe, 1/2 x 2 1/2 | X-209-3 |
| 2 | Elbow, pipe, 1/2 | X-215-1 |
| 1 | Hose | X-312-17 |
| 1 | Hose | X-312-51 |
| 1 | Spacer | X-400-201 |
| 4 | Clamp, hose | X-426-10 |
| 2 | Connector, hose | X-582-1 |
| 2 | Plug, freeze | 276215 |
| 1 | Bracket, support | 276351 |
| 1 | Bracket, block heater mounting | 326219 |
| 1 | Heater, block | 326228 |
| 1 | Shield, heat | 326236 |
| 1 | Plug, freeze | 326307 |

| Qty. | Description | Part No. |
|----------------------|--------------------------------|---------------|
| Heater, Block | | |
| | | 326233 |
| 2 | Bushing, reducer | X-202-41 |
| 1 | Nipple, pipe, 1/2 x 3 | X-209-11 |
| 2 | Elbow, pipe, 1/2 | X-215-1 |
| 1 | Hose | X-312-17 |
| 1 | Hose | X-312-51 |
| 1 | Spacer | X-400-201 |
| 4 | Clamp, hose | X-426-10 |
| 2 | Connector, hose | X-582-1 |
| 2 | Plug, freeze | 276215 |
| 1 | Bracket, support | 276351 |
| 1 | Bracket, block heater mounting | 326219 |
| 1 | Heater, block | 326229 |
| 1 | Shield, heat | 326236 |
| 1 | Plug, freeze | 326307 |

| | | |
|----------------------|----------------------------|---------------|
| Heater, Block | | |
| | | 326447 |
| 1 | Bushing, reducer | X-202-41 |
| 1 | Tee, pipe, 1/2 | X-203-13 |
| 1 | Nipple, pipe, 1/2 x 1 3/16 | X-209-2 |
| 1 | Elbow, 45°, 1/2 | X-225-17 |
| 1 | Nipple, pipe, 1/4 x 7/8 | X-220-5 |
| 2 | Hose | X-312-34 |
| 1 | Hose | X-312-45 |
| 6 | Clamp, hose | X-426-10 |
| 1 | Connector, hose | X-582-1 |
| 1 | Connector, hose | X-582-22 |
| 1 | Plug, freeze | 276212 |
| 1 | Bracket, mounting | 326219 |
| 1 | Heater, block | 326222 |

| | | |
|----------------------|----------------------------|---------------|
| Heater, Block | | |
| | | 326448 |
| 1 | Tee, pipe, 1/4 | A-110 |
| 1 | Bushing, reducer | X-202-41 |
| 1 | Tee, pipe, 1/2 | X-203-13 |
| 1 | Nipple, pipe, 1/2 x 1 3/16 | X-209-2 |
| 1 | Elbow, 45°, 1/2 | X-225-17 |
| 1 | Nipple, pipe, 1/4 x 7/8 | X-220-5 |
| 2 | Hose | X-312-34 |
| 1 | Hose | X-312-45 |
| 6 | Clamp, hose | X-426-10 |
| 1 | Connector, hose | X-582-1 |
| 1 | Connector, hose | X-582-22 |
| 1 | Plug, freeze | 276212 |
| 1 | Bracket, mounting | 326219 |
| 1 | Heater, block | 326224 |

Cooling System Kits, continued

| Qty. | Description | Part No. |
|----------------------|-----------------------|---------------|
| Heater, Block | | |
| | | 326475 |
| 1 | Bushing, reducer | X-202-41 |
| 1 | Tee, pipe, 1/2 | X-203-13 |
| 1 | Nipple, pipe, 3/8 x 2 | X-204-6 |
| 1 | Cross, pipe | X-207-5 |
| 1 | Pipe | X-209-19 |
| 1 | Pipe | X-209-21 |
| 1 | Elbow, 45°, 1.2 | X-225-7 |
| 1 | Valve, drain, 3/8 | X-256-1 |
| 1 | Hose, 5/8 | X-312-5 |
| 1 | Hose | X-312-51 |
| 1 | Spacer | X-400-201 |
| 4 | Clamp, hose | X-426-10 |
| 2 | Connector, hose | X-582-1 |
| 1 | Clamp, insulated | X-672-20 |
| 1 | Plug, freeze | 276212 |
| 1 | Bracket, support | 276351 |
| 1 | Bracket, block heater | 326219 |
| 1 | Plug, freeze | 276212 |
| 1 | Heater, block | 326222 |

| Qty. | Description | Part No. |
|----------------------|-----------------------|---------------|
| Heater, Block | | |
| | | 326476 |
| 1 | Bushing, reducer | X-202-41 |
| 1 | Tee, pipe, 1/2 | X-203-13 |
| 1 | Nipple, pipe, 3/8 x 2 | X-204-6 |
| 1 | Cross, pipe | X-207-5 |
| 1 | Pipe | X-209-19 |
| 1 | Pipe | X-209-21 |
| 1 | Elbow, 45°, 1/2 | X-225-7 |
| 1 | Valve, drain, 3/8 | X-256-1 |
| 1 | Hose | X-312-17 |
| 1 | Hose, 5/8 | X-312-41 |
| 1 | Hose | X-312-52 |
| 6 | Clamp, hose | X-426-10 |
| 1 | Connector, hose | X-582-1 |
| 1 | Connector, hose | X-582-2 |
| 1 | Plug, freeze | 276212 |
| 1 | Bracket, mounting | 326219 |
| 1 | Heater, block | 326224 |

Fuel System Kits

| Qty. | Description | Kit/Part No. |
|------|-------------|--------------|
|------|-------------|--------------|

Bypass, Manual Valve and Gas Solenoid

| Bypass, Manual Valve and Gas Solenoid | | 255634 |
|--|-------------------------------|---------------|
| 2 | Tee, pipe 3/4 | A-108 |
| 1 | Elbow | SA-472 |
| 1 | Nipple, pipe, 3/4 x 2 | X-206-2 |
| 1 | Nipple, pipe | X-206-4 |
| 2 | Nipple, pipe | X-206-9 |
| 1 | Elbow, pipe, 3/4 | X-215-2 |
| 1 | Line, flexible fuel, 3/4 x 12 | X-504-2 |
| 1 | Bracket, fuel valve | 254456 |
| 1 | Valve | 255632 |

| Bypass, Manual Valve and Gas Solenoid | | 326094 |
|--|----------------------------|---------------|
| 1 | Pipe, 3/4 x 4 | A-107 |
| 2 | Tee, pipe, 3/4 | A-108 |
| 1 | Nipple, pipe | X-206-4 |
| 3 | Nipple, pipe | X-206-9 |
| 1 | Elbow, pipe, 3/4 | X-215-2 |
| 1 | Bolt, U, 5/16-18 x 1 1/2 | X-397-1 |
| 1 | Line, flex. fuel, 3/4 x 12 | X-504-2 |
| 1 | Bracket, fuel valve | 254456 |
| 1 | Valve | 255632 |

Changeover, Automatic (LP Gas/Natural Gas)

| Changeover, Automatic | | 326179 |
|------------------------------|--------------------------|---------------|
| 2 | Tee, pipe, 3/4 | A-108 |
| 1 | Bushing, reducer, 1/8 | A-106 |
| 1 | Bushing, reducer, 3/4 | X-202-1 |
| 1 | Bushing, reducer, 3/8 | X-202-23 |
| 1 | Bushing, reducer | X-202-39 |
| 1 | Nipple, pipe, 3/8 | X-204-9 |
| 1 | Nipple, pipe | X-206-2 |
| 1 | Nipple, pipe | X-206-4 |
| 5 | Nipple, pipe | X-206-9 |
| 2 | Elbow, pipe, 3/4 | X-215-2 |
| 1 | Coupling, pipe, 3/4 | X-216-13 |
| 1 | Nipple, pipe, 1/8 x 3/4 | X-217-6 |
| 1 | Label, "natural gas" | X-543-3 |
| 1 | Elbow, street, 1/8 x 1/8 | X-555-2 |
| 1 | Valve, gas | 244621 |
| 1 | Relay | 245748 |
| 1 | Carburetor Assembly | 254983 |
| 1 | Line, flexible fuel | 276395 |
| 1 | Label, "LP gas" | 285623 |
| 1 | Switch, vacuum | 287387 |
| 2 | Regulator, pressure | 291259 |
| 1 | Bracket, fuel | 326065 |
| 1 | Valve, line load | 326077 |
| 1 | Line, flexible fuel | 326260 |
| 1 | Harness, wiring | 326267 |

| Qty. | Description | Kit/Part No. |
|------|-------------|--------------|
|------|-------------|--------------|

| Changeover, Automatic | | 326442 |
|------------------------------|--------------------------|---------------|
| 2 | Tee, pipe, 3/4 | A-108 |
| 1 | Bushing, reducer, 1/8 | A-106 |
| 2 | Bushing, reducer, 3/4 | X-202-1 |
| 1 | Bushing, reducer | X-202-39 |
| 1 | Bushing, reducer | X-202-41 |
| 1 | Nipple, pipe | X-206-2 |
| 1 | Nipple, pipe | X-206-4 |
| 5 | Nipple, pipe | X-206-9 |
| 2 | Nipple, 1/2 x 1 3/16 | X-209-2 |
| 2 | Elbow, pipe, 1/2 | X-215-1 |
| 1 | Nipple, pipe, 1/8 x 3/4 | X-217-6 |
| 1 | Elbow, 45°, 3/4 | X-225-8 |
| 1 | Label, "natural gas" | X-543-3 |
| 1 | Elbow, street, 1/8 x 1/8 | X-555-2 |
| 2 | Valve, gas | 244621 |
| 1 | Relay | 245748 |
| 1 | Carburetor Assembly | A-326319 |
| 1 | Label, "LP gas" | 285623 |
| 1 | Switch, vacuum | 287387 |
| 2 | Regulator, pressure | 291259 |
| 1 | Bracket, fuel | 326065 |
| 1 | Valve, line load | 326077 |
| 1 | Line, flexible fuel | 326260 |
| 1 | Harness, wiring | 326267 |

| Changeover, Automatic | | 326611 |
|------------------------------|-------------------------|---------------|
| 2 | Tee, pipe, 3/4 | A-108 |
| 1 | Bushing, reducer, 1/8 | A-106 |
| 2 | Bushing, reducer, 3/4 | X-202-1 |
| 1 | Bushing, reducer | X-202-39 |
| 1 | Bushing, reducer | X-202-41 |
| 8 | Nipple, pipe | X-206-9 |
| 2 | Nipple, 1/2 x 2 1/2 | X-209-3 |
| 3 | Elbow, pipe, 1/2 | X-215-2 |
| 1 | Nipple, pipe, 1/8 x 3/4 | X-217-6 |
| 1 | Elbow, 45°, 3/4 | X-225-8 |
| 4 | Terminal | X-283-3 |
| 1 | Label, "natural gas" | X-543-3 |
| 1 | Relay | 245748 |
| 1 | Carburetor Assembly | A-326593 |
| 1 | Line, flexible fuel | 276395 |
| 1 | Label, "LP gas" | 285623 |
| 1 | Switch, vacuum | 287387 |
| 2 | Regulator, pressure | 291259 |
| 1 | Bracket, fuel | 326065 |
| 1 | Valve, line load | 326077 |
| 2 | Solenoid | 326223 |
| 1 | Harness, wiring | 326267 |

Fuel System Kits, continued

| Qty. | Description | Kit/Part No. |
|------|-------------|--------------|
|------|-------------|--------------|

Changeover, Manual (LP Gas to Gasoline)

| Changeover, Manual (Gas to Gasoline) | | 256993 |
|---|--------------------------|---------------|
| 1 | Coupling, pipe | X-216-11 |
| 2 | Washer, lock, shakeproof | X-22-5 |
| 1 | Connector, 90__elbow | X-391-22 |
| 2 | Clamp, hose | X-426-15 |
| 2 | Clamp, hose | X-426-18 |
| 1 | Elbow, 1/2-20 x 1/4 | X-447-6 |
| 3 | Tie, cable | X-468-1 |
| 2 | Screw, RHM, 10-32 x 1/2 | X-50-1 |
| 2 | Stud | X-6054-6 |
| 1 | Hose | X-651-34 |
| 1 | Harness, wiring | 226299 |
| 1 | Solenoid Assembly, fuel | 226304 |
| 1 | Switch, toggle | 241911 |
| 1 | Bracket, fuel valve | 254456 |
| 1 | Line, flexible fuel | 254493 |
| 1 | Valve Assembly, gas | 254859 |
| 1 | Pump, fuel | 255243 |
| 1 | Spacer | 255595 |
| 1 | Adapter, mixer | 256977 |
| 1 | Mixer, gas | 256987 |
| 1 | Hose | 256989 |
| 1 | Bracket, fuel switch | 256990 |
| 1 | Decal | 256991 |
| 1 | Decal | 256992 |
| 1 | Carburetor | 256994 |
| 1 | Tag, instruction | 258558 |
| 1 | Gasket, carburetor | 280007 |
| 1 | Regulator, pressure | 291259 |

| Changeover, Manual (Gas to Gasoline) | | 326068 |
|---|-------------------------------|---------------|
| 1 | Carburetor Assembly | A-291440 |
| 1 | Nipple, pipe, 3/4 x 10 | X-206-16 |
| 2 | Nipple, pipe | X-206-4 |
| 1 | Nipple, pipe | X-206-9 |
| 2 | Elbow, pipe, 3/4 | X-215-2 |
| 1 | Hose, rubber | X-312-36 |
| 2 | Elbow, pipe, 3/4 | X-215-2 |
| 1 | Elbow, 45__ 3/4 | X-225-8 |
| 1 | Terminal | X-367-1 |
| 1 | Line, flexible fuel, 1/4 x 40 | X-386-56 |
| 2 | Connector, hose, 1/8 | X-391-1 |
| 1 | Bolt, U, 5/16-18 x 1 1/2 | X-397-1 |
| 2 | Clamp, hose | X-426-10 |
| 2 | Clamp, hose | X-426-9 |
| 2 | Clamp, hose | X-426-3 |
| 1 | Connector, hose | X-582-16 |
| 1 | Switch, toggle | 241911 |
| 1 | Pump, electric fuel | 247076 |
| 1 | Bracket, fuel valve | 254456 |
| 1 | Adapter, mixer | 256977 |
| 1 | Mixer, gas | 256987 |
| 1 | Hose | 256989 |
| 1 | Bracket, fuel switch | 256990 |
| 1 | Decal | 256991 |
| 1 | Decal | 256992 |
| 1 | Adapter, carburetor | 279013 |
| 1 | Gasket, carburetor | 280494 |
| 1 | Regulator, pressure | 291259 |
| 1 | Solenoid | 326223 |

| Qty. | Description | Kit/Part No. |
|------|-------------|--------------|
|------|-------------|--------------|

| Changeover, Manual (Gas to Gasoline) | | 326443 |
|---|-------------------------|---------------|
| 1 | Elbow, pipe, 1/2 | X-215-5 |
| 1 | Nipple, pipe, 1/8 x 3/4 | X-217-6 |
| 1 | Hose, rubber | X-312-36 |
| 1 | Hose, rubber, .62 ID | X-312-46 |
| 1 | Stud | X-352-75 |
| 2 | Connector, hose, 5/8 | X-391-2 |
| 1 | Connector, 90__ elbow | X-391-22 |
| 2 | Clamp, hose | X-426-15 |
| 2 | Clamp, hose | X-426-18 |
| 4 | Clamp, hose | X-426-3 |
| 1 | Elbow, 1/2-20 x 1/4 | X-447-6 |
| 2 | Screw, RHM, 10-32 x 1/2 | X-50-1 |
| 2 | Nut, hex | X-6053-2 |
| 2 | Stud | X-6054-11 |
| 1 | Hose | X-651-34 |
| 1 | Harness, wiring | 226299 |
| 1 | Solenoid Assembly, fuel | 226304 |
| 1 | Switch, toggle | 241911 |
| 1 | Pump, electric fuel | 247076 |
| 1 | Bracket, fuel valve | 254456 |
| 1 | Valve Assembly, gas | 254859 |
| 1 | Adapter, mixer | 256977 |
| 1 | Mixer, gas | 256987 |
| 1 | Hose | 256989 |
| 1 | Bracket, fuel switch | 256990 |
| 1 | Decal | 256991 |
| 1 | Decal | 256992 |
| 1 | Carburetor | 256994 |
| 1 | Tag, instruction | 258558 |
| 1 | Gasket, carburetor | 280007 |
| 1 | Regulator, pressure | 291259 |
| 1 | Bracket, fuel pump | 326589 |
| 1 | Line, flexible fuel | 326592 |

Fuel System Kits, continued

| Qty. | Description | Kit/Part No. |
|--|-------------------------|--------------|
| Changeover, Manual (Gas to Gasoline) 326590 | | |
| 1 | Elbow, pipe, 1/2 | X-215-5 |
| 1 | Nipple, pipe, 1/8 x 3/4 | X-217-6 |
| 1 | Stud | X-352-75 |
| 1 | Line, 1/2 x 25 in. | X-386-12 |
| 1 | Connector, elbow | X-391-21 |
| 1 | Connector, 90__ elbow | X-391-22 |
| 1 | Hose | X-422-29 |
| 2 | Clamp, hose | X-426-15 |
| 2 | Clamp, hose | X-426-18 |
| 4 | Clamp, hose | X-426-3 |
| 1 | Elbow, 1/2-20 x 1/4 | X-447-6 |
| 2 | Screw, RHM, 10-32 x 1/2 | X-50-1 |
| 2 | Nut, hex | X-6053-2 |
| 2 | Stud | X-6054-6 |
| 1 | Hose | X-651-34 |
| 1 | Bushing, reducer, 1/2 | 168848 |
| 1 | Harness, wiring | 226299 |
| 1 | Solenoid Assembly, fuel | 226304 |
| 1 | Switch, toggle | 241911 |
| 1 | Pump, electric fuel | 247076 |
| 1 | Bracket, fuel valve | 254456 |
| 1 | Valve Assembly, gas | 254859 |
| 1 | Adapter, mixer | 256977 |
| 1 | Mixer, gas | 256987 |
| 1 | Hose | 256989 |
| 1 | Bracket, fuel switch | 256990 |
| 1 | Decal | 256991 |
| 1 | Decal | 256992 |
| 1 | Carburetor | 256994 |
| 1 | Tag, instruction | 258558 |
| 1 | Gasket, carburetor | 280007 |
| 1 | Regulator, pressure | 291259 |
| 1 | Bracket, fuel pump | 326589 |
| 1 | Line, flex. fuel | 326592 |

Fuel Lines, Flexible Gas

| | | |
|---|-----------------------|----------|
| Fuel Line, Flexible Gas PA-255177 | | |
| Fuel Line, Flexible Gas PA-255177-SD | | |
| 1 | Bushing, reducer, 3/4 | X-202-1 |
| 1 | Nipple, pipe, 3/4 | X-206-2 |
| 1 | Elbow, pipe, 1 | X-215-15 |
| 1 | Elbow | 151385 |
| 1 | Line, flexible fuel | 276353 |
| Fuel Line, Flexible Gas PA-256869 | | |
| 1 | Line, flexible fuel | 256857 |

| Qty. | Description | Kit/Part No. |
|--|--------------------------|--------------|
| Fuel Lines, Flexible Gasoline | | |
| Fuel Line, Flexible Gasoline 256842 | | |
| 1 | Clamp, hose | X-426-9 |
| 2 | Tie, cable | X-468-1 |
| 1 | Line, flexible fuel | 256841 |
| Fuel Line, Flexible Gasoline 276284 | | |
| 1 | Cap, pipe | X-268-3 |
| 1 | Clamp, hose | X-426-9 |
| 1 | Elbow, 1/2-20 x 1/4 | X-447-6 |
| 1 | Tie, cable | X-468-1 |
| 1 | Line, flexible fuel | 276283 |
| Fuel Line, Flexible Gasoline 276285 | | |
| 1 | Cap, pipe | X-268-3 |
| 1 | Connector, 7/16-20 x 1/8 | X-296-1 |
| 1 | Elbow, 7/16-20 x 1/8 | X-447-10 |
| 1 | Elbow, oil line connect | X-447-7 |
| 1 | Line, flexible fuel | 273614 |
| Fuel Line, Flexible Gasoline 326607 | | |
| 1 | Clamp, hose | X-426-9 |
| 1 | Connector, hose, 5/16 | X-391-3 |
| 1 | Line, flexible fuel | 256841 |
| Fuel Pump, Electric | | |
| Fuel Pump, Auxiliary 225208 | | |
| 1 | Pump, electric fuel | 247076 |
| Fuel Pump, Auxiliary 324405 | | |
| 1 | Pump, electric fuel | 324420 |
| Gas Solenoid Valve | | |
| Gas Solenoid Valve 244621 | | |
| 1 | Valve, gas | 244621 |
| Gas Solenoid Valve 326127 | | |
| 1 | Valve, gas | 326223 |

Fuel System Kits, continued

| Qty. | Description | Kit/Part No. |
|------|-------------|--------------|
|------|-------------|--------------|

Gasoline Fuel Systems

Gasoline Fuel System

254997

| | | |
|---|------------------------------|----------|
| 1 | Coupling, pipe, 1/8 x 1 3/16 | X-216-24 |
| 2 | Washer, lock, shakeproof | X-22-5 |
| 1 | Stud | X-352-75 |
| 1 | Elbow, 1/2-20 x 1/8 | X-447-4 |
| 2 | Nut, hex | X-6053-2 |
| 2 | Stud | X-6054-6 |
| 1 | Line, flexible fuel | 254493 |
| 1 | Pump, fuel | 255243 |
| 1 | Spacer | 255595 |
| 1 | Carburetor | 256994 |
| 1 | Gasket, carburetor | 280007 |
| 1 | Nipple, pipe, 1/8 x 1 1/2 | 289055 |

Gasoline Fuel System

326050

| | | |
|---|--------------------------|----------|
| 2 | Washer, lock, shakeproof | X-22-5 |
| 1 | Elbow, 1/2-20 x 1/8 | X-447-4 |
| 2 | Nut, hex | X-6053-2 |
| 1 | Stud | X-6054-6 |
| 1 | Line, flexible fuel | 254493 |
| 1 | Pump, fuel | 255243 |
| 1 | Gasket, fuel pump | 255244 |
| 1 | Spacer | 255595 |
| 1 | Carburetor | 255245 |
| 1 | Gasket, carburetor | 280007 |

Gasoline Fuel System

326093

| | | |
|---|-------------------------------|----------|
| 1 | Carburetor Assembly | A-291440 |
| 1 | Air Cleaner Assembly | A-269441 |
| 1 | Terminal | X-367-1 |
| 1 | Line, flexible fuel, 1/4 x 40 | X-386-56 |
| 2 | Connector, hose, 1/8 | X-391-1 |
| 2 | Clamp, hose | X-426-9 |
| 1 | Terminal | X-431-38 |
| 1 | Pump, electric fuel | 247076 |
| 1 | Adapter, carburetor | 279013 |
| 1 | Gasket, carburetor | 280494 |

Gasoline Fuel System

326444

| | | |
|----|-----------------------|-----------|
| 1 | Air Cleaner Assembly | A-269441 |
| 1 | Elbow, pipe, 90__ | X-215-19 |
| 1 | Pipe | X-217-15 |
| 1 | Connector, half union | X-296-9 |
| 1 | Hose, rubber | X-312-36 |
| 1 | Hose, rubber, .62 ID | X-312-47 |
| 1 | Stud | X-352-75 |
| 12 | Connector, hose, 5/8 | X-391-2 |
| 4 | Clamp, hose | X-426-3 |
| 2 | Nut, hex | X-6053-2 |
| 2 | Stud | X-6054-11 |
| 1 | Pump, electric fuel | 247076 |
| 1 | Carburetor | 256994 |
| 1 | Gasket, carburetor | 280007 |
| 1 | Bracket, fuel pump | 326589 |
| 1 | Line, flexible fuel | 326592 |

| Qty. | Description | Kit/Part No. |
|------|-------------|--------------|
|------|-------------|--------------|

Gasoline Fuel System

326588

| | | |
|---|-----------------------|-----------|
| 1 | Air Cleaner Assembly | A-269441 |
| 1 | Elbow, pipe, 90__ | X-215-19 |
| 1 | Pipe | X-217-15 |
| 1 | Connector, half union | X-296-9 |
| 1 | Stud | X-352-75 |
| 1 | Line, 1/2 x 25 in. | X-386-12 |
| 1 | Connector, elbow | X-391-13 |
| 1 | Connector, hose elbow | X-391-21 |
| 1 | Hose | X-422-29 |
| 2 | Clamp, hose | X-426-10 |
| 2 | Clamp, hose | X-426-18 |
| 4 | Clamp, hose | X-426-3 |
| 2 | Nut, hex | X-6053-2 |
| 2 | Stud | X-6054-11 |
| 1 | Bushing, reducer, 1/2 | 168848 |
| 1 | Pump, electric fuel | 247076 |
| 1 | Hose, molded | 256870 |
| 1 | Carburetor | 256994 |
| 1 | Gasket, carburetor | 280007 |
| 1 | Regulator, pressure | 291259 |
| 1 | Bracket, fuel pump | 326589 |
| 1 | Line, flexible fuel | 326592 |

Fuel System Kits, continued

| Qty. | Description | Kit/Part No. |
|------|-------------|--------------|
|------|-------------|--------------|

LP Gas Fuel Systems

LP Gas Fuel System

276431

| | | |
|---|----------------------------|----------|
| 1 | Body Assembly, mixer | A-326137 |
| 1 | Body Assembly, throttle | A-326138 |
| 1 | Bushing, reducer | X-202-41 |
| 1 | Nipple, pipe | X-206-4 |
| 1 | Nipple, 1/2 x 1 3/16 | X-209-2 |
| 1 | Elbow, pipe, 3/4 | X-215-2 |
| 1 | Coupling, pipe, 3/4 | X-216-13 |
| 1 | Washer, lock | X-22-15 |
| 4 | Washer, plain | X-25-28 |
| 1 | Terminal, 16-14 wire | X-283-32 |
| 4 | Stud | X-352-65 |
| 1 | Bolt, U, 5/16-18 | X-397-1 |
| 3 | Clamp, hose, 1.375 x 2.100 | X-426-4 |
| 1 | Clamp, hose, 1 15/16 | X-426-8 |
| 2 | Screw, HC, M6 x 1 x 16 | X-6049-2 |
| 4 | Screw, hex | X-6050-3 |
| 2 | Screw, hex | X-6051-3 |
| 4 | Screw, socket head cap | X-6055-3 |
| 2 | Plug, pipe | X-75-2 |
| 1 | Valve, gas | 244621 |
| 1 | Clamp, hose | 249887 |
| 1 | Clamp, hose | 249888 |
| 1 | Bracket, fuel valve | 254456 |
| 1 | Spacer | 255595 |
| 1 | Bolt, banjo | 255628 |
| 4 | Plug, spark | 258276 |
| 1 | Turbocharger | 258490 |
| 1 | Line, oil feed | 258492 |
| 1 | Adapter, turbo | 258866 |
| 1 | Hose, step | 258868 |
| 1 | Tube, turbo crossover | 258869 |
| 1 | Hose, step | 258874 |
| 1 | Hose, step | 258875 |
| 1 | Pipe, turbo discharge | 258876 |
| 1 | Gasket, turbo oil outlet | 258878 |
| 1 | Shield, heat | 276258 |
| 1 | Bracket, mixer support | 276389 |
| 1 | Line, flexible fuel | 276395 |
| 1 | Gasket, carburetor | 280007 |
| 1 | Regulator, pressure | 291259 |
| 1 | Adapter | 326114 |

| Qty. | Description | Kit/Part No. |
|------|-------------|--------------|
|------|-------------|--------------|

LP Gas Fuel System

276432

| | | |
|---|-----------------------|----------|
| 1 | Tee, pipe, 3/4 | A-108 |
| 1 | Bushing, reducer, 3/8 | X-202-23 |
| 1 | Bushing, reducer | X-202-39 |
| 1 | Nipple, pipe, 3/8 | X-204-9 |
| 2 | Nipple, pipe | X-206-4 |
| 2 | Elbow, pipe, 3/4 | X-215-2 |
| 1 | Washer, lock | X-22-15 |
| 1 | Terminal, 16-14 wire | X-283-32 |
| 3 | Plug, pipe | X-75-2 |
| 1 | Valve, gas | 244621 |
| 1 | Bracket, fuel valve | 254456 |
| 1 | Carburetor Assembly | 254983 |
| 1 | Spacer | 255595 |
| 1 | Line, flexible fuel | 276395 |
| 1 | Gasket, carburetor | 280007 |
| 1 | Regulator, pressure | 291259 |

LP Gas Fuel System

326425

| | | |
|---|----------------------|----------|
| 1 | Carburetor | A-326319 |
| 1 | Bushing, reducer | X-202-41 |
| 2 | Nipple, 1/2 x 1 3/16 | X-209-2 |
| 1 | Elbow, pipe, 1/2 | X-215-1 |
| 1 | Elbow, 45°, 3/4 | X-225-8 |
| 1 | Valve, gas | 254859 |
| 1 | Bracket, fuel valve | 254456 |
| 1 | Line, flexible fuel | 326603 |
| 1 | Regulator, pressure | 291259 |

LP Gas Fuel System

326594

| | | |
|---|----------------------------|----------|
| 1 | Carburetor | A-326593 |
| 1 | Bushing, reducer | X-202-41 |
| 1 | Nipple, pipe, 3/4 x 10 1/4 | X-206-16 |
| 1 | Nipple, pipe | X-206-4 |
| 1 | Nipple, pipe | X-206-9 |
| 2 | Nipple, 1/2 x 2 1/2 | X-209-3 |
| 1 | Elbow, pipe, 1/2 | X-215-1 |
| 1 | Elbow, 45°, 3/4 | X-225-8 |
| 1 | Valve, gas | 254859 |
| 1 | Bracket, fuel valve | 254456 |
| 1 | Line, flexible fuel | 276395 |
| 1 | Regulator, pressure | 291259 |
| 1 | Solenoid | 326223 |

Fuel System Kits, continued

| Qty. | Description | Kit/Part No. |
|------|-------------|--------------|
|------|-------------|--------------|

LP Gas Liquid Withdrawal Fuel Systems

| LP Gas Fuel System | | 326180 |
|--------------------|----------------------------|----------|
| 1 | Bushing, reducer | X-202-41 |
| 2 | Nipple, pipe, 3/8 x 1 1/2 | X-204-8 |
| 1 | Cross Pipe, 1/2 | X-207-7 |
| 1 | Nipple, 1/2 x 1 3/16 | X-209-2 |
| 1 | Elbow, pipe, 1/4 | X-215-5 |
| 2 | Elbow, pipe | X-215-9 |
| 1 | Nipple, pipe, 1/4 x 1 1/2 | X-220-6 |
| 1 | Hose, 5/8 ID x 31 1/2 | X-312-15 |
| 1 | Hose | X-312-53 |
| 1 | Connector, hose elbow | X-391-19 |
| 1 | Connector, hose, 5/8 x 3/8 | X-391-2 |
| 4 | Clamp, hose, 1/2-1 13/32 | X-426-3 |
| 2 | Clamp, hose, 1.375 x 2.1 | X-426-4 |
| 1 | Elbow | X-447-17 |
| 1 | Connector, hose | X-582-2 |
| 2 | Plug, pipe | X-75-2 |
| 2 | Plug, pipe, 1/2 in. | X-75-28 |
| 1 | Line, flexible fuel | 225160 |
| 1 | Converter, gas | 226576 |
| 1 | Carburetor Assembly | 254983 |
| 1 | Spacer | 255595 |
| 1 | Bracket, converter | 256888 |
| 1 | Solenoid, fuel | 256976 |
| 1 | Plug, freeze | 276212 |
| 1 | Connector, hose | 276222 |
| 1 | Gasket, carburetor | 280007 |

| Qty. | Description | Kit/Part No. |
|------|-------------|--------------|
|------|-------------|--------------|

LP Gas Fuel System

| LP Gas Fuel System | | 326181 |
|--------------------|----------------------------|----------|
| 1 | Body Assembly, mixer | A-326137 |
| 1 | Body Assembly, throttle | A-326138 |
| 1 | Bushing, reducer, 3/8 | X-202-23 |
| 2 | Bushing, reducer | X-202-41 |
| 1 | Nipple, pipe, 3/8 x 3 | X-204-7 |
| 1 | Cross Pipe, 1/2 | X-207-7 |
| 2 | Nipple, 1/2 x 1 3/16 | X-209-2 |
| 1 | Elbow, pipe, 1/4 | X-215-5 |
| 1 | Coupling, pipe, 3/4 | X-216-13 |
| 2 | Washer, lock | X-22-5 |
| 1 | Nipple, pipe, 1/4 x 1 1/2 | X-220-6 |
| 4 | Washer, plain | X-25-28 |
| 1 | Elbow | X-274-2 |
| 1 | Hose, 5/8 ID x 31 1/2 | X-312-15 |
| 1 | Hose | X-312-53 |
| 4 | Stud | X-352-65 |
| 1 | Bolt, U, 5/16-18 | X-397-1 |
| 4 | Clamp, hose, 1/2-1 13/32 | X-426-3 |
| 5 | Clamp, hose, 1.375 x 2.100 | X-426-4 |
| 1 | Clamp, hose, 1 15/16 | X-426-8 |
| 1 | Connector, hose | X-582-2 |
| 2 | Screw, HC, M6 x 1 x 16 | X-6049-2 |
| 4 | Screw, hex cap | X-6050-3 |
| 2 | Screw, hex cap | X-6051-3 |
| 4 | Screw, socket head cap | X-6055-3 |
| 2 | Plug, pipe, 1/2 in. | X-75-28 |
| 2 | Plug, pipe | X-75-2 |
| 1 | Converter, gas | 226576 |
| 1 | Clamp, hose | 249887 |
| 1 | Clamp, hose | 249888 |
| 1 | Spacer | 255595 |
| 1 | Bolt, banjo | 255628 |
| 1 | Bracket, converter | 256888 |
| 1 | Solenoid, fuel | 256976 |
| 4 | Plug, spark | 258276 |
| 1 | Turbocharger | 258490 |
| 1 | Line, oil feed | 258492 |
| 1 | Adapter, turbo | 258866 |
| 1 | Hose, step | 258868 |
| 1 | Tube, turbo crossover | 258869 |
| 1 | Hose, step | 258874 |
| 1 | Hose, step | 258875 |
| 1 | Pipe, turbo discharge | 258876 |
| 1 | Gasket, turbo oil outlet | 258878 |
| 1 | Plug, freeze | 276212 |
| 1 | Connector, hose | 276222 |
| 1 | Shield, heat | 276258 |
| 1 | Bracket, mixer support | 276389 |
| 1 | Line, flexible fuel | 276395 |
| 1 | Gasket, carburetor | 280007 |
| 1 | Adapter | 326114 |

Fuel System Kits, continued

| Qty. | Description | Kit/Part No. |
|--|----------------------------|--------------|
| LP Gas Liquid Withdrawal 256986 | | |
| 1 | Bushing, reducer, 1/4 x 1 | X-202-12 |
| 1 | Bushing, reducer, 3/8 | X-202-28 |
| 1 | Tee, pipe, 1/2 | X-203-13 |
| 1 | Nipple, pipe, 3/8 x 1 | X-204-9 |
| 1 | Nipple, 1/2 x 1-3/16 | X-209-2 |
| 1 | Elbow, pipe, 1/4 | X-215-5 |
| 1 | Elbow | X-215-9 |
| 2 | Washer, lock, shakeproof | X-22-5 |
| 1 | Nipple, pipe, 1/4 x 1 1/2 | X-220-6 |
| 1 | Hose, 5/8 ID x 31 1/2 | X-312-15 |
| 1 | Hose, rubber, 5/8 x 49 | X-312-37 |
| 1 | Stud | X-352-86 |
| 1 | Connector, hose | X-380-4 |
| 1 | Connector, hose elbow | X-391-19 |
| 3 | Connector, hose, 5/8 x 3/8 | X-391-2 |
| 4 | Clamp, hose, 1/2-1 13/32 | X-426-3 |
| 1 | Elbow, 5/8-18 x 3/8 | X-447-9 |
| 2 | Nut, hex | X-6053-2 |
| 2 | Stud | X-6054-6 |
| 1 | Plug, pipe, 1/2 | X-75-3 |
| 1 | Bushing, reducer, 1/2 | 168848 |
| 1 | Line, flexible fuel | 225160 |
| 1 | Carburetor Assembly | 254983 |
| 1 | Spacer | 255595 |
| 1 | Solenoid Assembly, fuel | 256449 |
| 1 | Bracket, converter | 256888 |
| 1 | Converter | 256903 |
| 1 | Gasket, carburetor | 280007 |
| LP Gas Fuel System 326445 | | |
| 1 | Carburetor Assembly | A-326319 |
| 1 | Bushing, reducer | X-202-41 |
| 1 | Bushing, reducer | X-202-46 |
| 1 | Cross, pipe, 1/2 | X-207-7 |
| 2 | Nipple, 1/2 x 1 3/16 | X-209-2 |
| 1 | Nipple, 1/2 x 1 1/2 | X-209-5 |
| 1 | Elbow, pipe, 1/4 | X-215-5 |
| 1 | Elbow, pipe, 1/2 | X-215-1 |
| 1 | Nipple, pipe, 1/4 x 1 1/2 | X-220-6 |
| 1 | Elbow, 45°, 1/2 | X-225-7 |
| 1 | Connector, half union | X-296-13 |
| 1 | Hose, 5/8 ID x 31 1/2 | X-312-15 |
| 1 | Hose | X-312-53 |
| 1 | Connector, hose elbow | X-391-19 |
| 1 | Connector, hose, 5/8 x 3/8 | X-391-2 |
| 4 | Clamp, hose, 1/2-1 13/32 | X-426-3 |
| 2 | Clamp, hose, 1.375 x 2.100 | X-426-4 |
| 1 | Connector, hose | X-582-2 |
| 2 | Plug, pipe, 1/2 in. | X-75-28 |
| 1 | Line, flexible fuel | 225160 |
| 1 | Converter | 226876 |
| 1 | Bracket, converter | 256888 |
| 1 | Solenoid, fuel | 256976 |
| 1 | Plug, freeze | 276212 |
| 1 | Connector, hose | 276222 |

| Qty. | Description | Kit/Part No. |
|----------------------------------|----------------------------|--------------|
| LP Gas Fuel System 326586 | | |
| 1 | Carburetor Assembly | A-326319 |
| 1 | Bushing, reducer | X-202-41 |
| 1 | Bushing, reducer | X-202-46 |
| 2 | Nipple, 1/2 x 1 3/16 | X-209-2 |
| 1 | Elbow, pipe, 1/4 | X-215-5 |
| 1 | Elbow, pipe, 1/2 | X-215-1 |
| 1 | Nipple, pipe, 1/4 x 1 1/2 | X-220-6 |
| 1 | Elbow, 45°, 1/2 | X-225-7 |
| 1 | Connector, half union | X-296-13 |
| 1 | Hose, 5/8 ID x 31 1/2 | X-312-15 |
| 1 | Hose | X-312-53 |
| 1 | Connector, hose elbow | X-391-19 |
| 3 | Connector, hose, 5/8 x 3/8 | X-391-2 |
| 4 | Clamp, hose, 1/2-1 13/32 | X-426-3 |
| 2 | Plug, pipe, 1/2 in. | X-75-28 |
| 1 | Line, flexible fuel | 225160 |
| 1 | Converter | 256903 |
| 1 | Bracket, converter | 256888 |
| 1 | Solenoid, fuel | 256449 |
| 1 | Plug, freeze | 276212 |
| LP Gas Fuel System 326612 | | |
| 1 | Carburetor Assembly | A-326593 |
| 1 | Elbow | SA-472 |
| 1 | Bushing, reducer, 3/4 | X-202-1 |
| 1 | Bushing, reducer | X-202-30 |
| 1 | Bushing, reducer | X-202-41 |
| 1 | Tee, pipe, 1/2 | X-203-13 |
| 1 | Nipple, pipe, 3/4 x 10 | X-206-16 |
| 1 | Nipple, pipe | X-206-4 |
| 1 | Nipple, pipe, 3/4 x 3 1/2 | X-206-6 |
| 1 | Pipe | X-209-18 |
| 1 | Nipple, 1/2 x 2 1/2 | X-209-3 |
| 2 | Elbow, street, 1/4 | X-211-6 |
| 1 | Elbow, pipe, 3/4 | X-215-2 |
| 1 | Nipple, pipe, 1/4 x 4 | X-220-2 |
| 2 | Elbow, 45°, 3/4 | X-225-8 |
| 1 | Hose | X-312-17 |
| 1 | Hose | X-312-49 |
| 1 | Connector, hose elbow | X-391-19 |
| 2 | Connector, hose, 5/8 x 3/8 | X-391-2 |
| 4 | Clamp, hose, 1/2-1 13/32 | X-426-10 |
| 1 | Line, flexible fuel | 276395 |
| 1 | Connector, hose | 275581 |
| 1 | Converter | 326067 |
| 1 | Bracket, converter | 326069 |
| 1 | Solenoid, fuel | 326070 |

Fuel System Kits, continued

| Qty. | Description | Kit/Part No. |
|------|-------------|--------------|
|------|-------------|--------------|

Natural Gas Fuel Systems

Natural Gas Fuel System **254996**

| | | |
|---|--------------------------|----------|
| 1 | Tee, pipe, 3/4 | A-108 |
| 1 | Bushing, reducer, 3/8 | X-202-23 |
| 1 | Bushing, reducer | X-202-39 |
| 1 | Nipple, pipe, 3/8 | X-204-9 |
| 1 | Elbow | X-215-9 |
| 2 | Washer, lock, shakeproof | X-22-5 |
| 1 | Stud | X-352-86 |
| 1 | Elbow, oil line | X-447-16 |
| 1 | Tie, cable | X-468-1 |
| 2 | Nut, hex | X-6053-2 |
| 2 | Stud | X-6054-6 |
| 1 | Line, flexible fuel | 225160 |
| 1 | Bracket, fuel valve | 254456 |
| 1 | Valve Assembly, gas | 254859 |
| 1 | Carburetor Assembly | 254983 |
| 1 | Spacer | 255595 |
| 1 | Tag, instruction | 258558 |
| 1 | Gasket, carburetor | 280007 |
| 1 | Regulator, pressure | 291259 |

Natural Gas Fuel System **276432**

| | | |
|---|-----------------------|----------|
| 1 | Tee, pipe, 3/4 | A-108 |
| 1 | Bushing, reducer, 3/8 | X-202-23 |
| 1 | Bushing, reducer | X-202-39 |
| 1 | Nipple, pipe, 3/8 | X-204-9 |
| 2 | Nipple, pipe | X-206-4 |
| 2 | Elbow, pipe, 3/4 | X-215-2 |
| 1 | Washer, lock | X-22-15 |
| 1 | Terminal, 16-14 wire | X-283-32 |
| 3 | Plug, pipe | X-75-2 |
| 1 | Valve, gas | 244621 |
| 1 | Bracket, fuel valve | 254456 |
| 1 | Carburetor Assembly | 254983 |
| 1 | Spacer | 255595 |
| 1 | Line, flexible fuel | 276395 |
| 1 | Gasket, carburetor | 280007 |
| 1 | Regulator, pressure | 291259 |

| Qty. | Description | Kit/Part No. |
|------|-------------|--------------|
|------|-------------|--------------|

Natural Gas Fuel System **276430**

| | | |
|---|----------------------------|----------|
| 1 | Elbow, pipe, 3/4 | X-215-2 |
| 1 | Coupling, pipe, 3/4 | X-216-13 |
| 1 | Washer, lock | X-22-15 |
| 4 | Washer, plain | X-25-28 |
| 1 | Terminal, 16-14 wire | X-283-32 |
| 4 | Stud | X-352-65 |
| 1 | Bolt, U, 5/16-18 | X-397-1 |
| 3 | Clamp, hose, 1.375 x 2.100 | X-426-4 |
| 1 | Clamp, hose, 1 15/16 | X-426-8 |
| 2 | Screw, HC, M6 x 1 x 16 | X-6049-2 |
| 4 | Screw, hex head cap | X-6050-3 |
| 2 | Screw, hex head cap | X-6051-3 |
| 4 | Screw, socket head cap | X-6055-3 |
| 2 | Plug, pipe | X-75-2 |
| 1 | Valve, gas | 244621 |
| 1 | Clamp, hose | 249887 |
| 1 | Clamp, hose | 249888 |
| 1 | Bracket, fuel valve | 254456 |
| 1 | Spacer | 255595 |
| 1 | Bolt, banjo | 255628 |
| 1 | Turbocharger | 258490 |
| 1 | Line, oil feed | 258492 |
| 1 | Adapter, turbo | 258866 |
| 1 | Hose, step | 258868 |
| 1 | Tube, turbo crossover | 258869 |
| 1 | Hose, step | 258874 |
| 1 | Hose, step | 258875 |
| 1 | Pipe, turbo discharge | 258876 |
| 1 | Gasket, turbo oil outlet | 258878 |
| 1 | Shield, heat | 276258 |
| 1 | Bracket, mixer support | 276389 |
| 1 | Line, flexible fuel | 276395 |
| 1 | Gasket, carburetor | 280007 |
| 1 | Regulator, pressure | 291259 |
| 1 | Adapter | 326114 |

Natural Gas Fuel System **326425**

| | | |
|---|----------------------|----------|
| 1 | Carburetor | A-326319 |
| 1 | Bushing, reducer | X-202-41 |
| 2 | Nipple, 1/2 x 1 3/16 | X-209-2 |
| 1 | Elbow, pipe, 1/2 | X-215-1 |
| 1 | Elbow, 45°, 3/4 | X-225-8 |
| 1 | Valve, gas | 254859 |
| 1 | Bracket, fuel valve | 254456 |
| 1 | Line, flexible fuel | 326603 |
| 1 | Regulator, pressure | 291259 |

Fuel System Kits, continued

| Qty. | Description | Kit/Part No. |
|------|-------------|--------------|
|------|-------------|--------------|

Natural Gas Fuel System

326594

| | | |
|---|---------------------------|----------|
| 1 | Carburetor | A-326593 |
| 1 | Bushing, reducer | X-202-41 |
| 1 | Nipple, pipe, 3/4 x 101/4 | X-206-16 |
| 1 | Nipple, pipe | X-206-4 |
| 1 | Nipple, pipe | X-206-9 |
| 2 | Nipple, 1/2 x 2 1/2 | X-209-3 |
| 1 | Elbow, pipe, 1/2 | X-215-1 |
| 1 | Elbow, 45°, 3/4 | X-225-8 |
| 1 | Valve, gas | 254859 |
| 1 | Bracket, fuel valve | 254456 |
| 1 | Line, flexible fuel | 276395 |
| 1 | Regulator, pressure | 291259 |
| 1 | Solenoid | 326223 |

| Qty. | Description | Kit/Part No. |
|------|-------------|--------------|
|------|-------------|--------------|

Natural Gas or LP Fuel System

326875

| | | |
|---|----------------------|----------|
| 1 | Carburetor | A-326319 |
| 1 | Bushing, reducer | X-202-41 |
| 2 | Nipple, 1/2 x 1 3/16 | X-209-2 |
| 1 | Elbow, pipe, 1/2 | X-215-1 |
| 1 | Elbow, 45°, 3/4 | X-225-8 |
| 2 | Screw, hex head cap | X-6050-4 |
| 1 | Valve, gas | 254859 |
| 1 | Bracket, fuel valve | 254456 |
| 1 | Line, flexible fuel | 326603 |
| 1 | Regulator, pressure | 291259 |

Strainer, Gas

Strainer, Gas

290276

| | | |
|---|---------------|--------|
| 1 | Strainer, gas | 292490 |
|---|---------------|--------|

Strainer, Gas

290275

| | | |
|---|---------------|--------|
| 1 | Strainer, gas | 292485 |
|---|---------------|--------|

Appendix A. Glossary of Abbreviations

Abbreviations are used throughout this manual. Normally in the text they will appear in complete form with the abbreviation following in parenthesis the first time they are used. After that they will appear in the abbreviated form. The commonly used abbreviations are shown below.

| | | | | | |
|-------------|--|---------------------|--|------------|---|
| AC | alternating current | gph | gallons per hour | N.C. | normally closed |
| AISI | American Iron and Steel Institute | gpm | gallons per minute | NEC | National Electrical Code |
| amp | ampere | gr. | grade | NEMA | National Electrical Manufacturers Association |
| amps | amperes | grd. | ground | NFPA | National Fire Protection Association |
| ANSI | American National Standard Institute | HCHT | high cylinder head temperature | Nm | Newton meter, Newton meters |
| API | American Petroleum Institute | HET | high exhaust (or engine) temperature | no., nos | number, numbers |
| approx. | approximate, approximately | Hg | mercury (element) | NPT | National Standard taper pipe thread per general use |
| A/R | as required, as requested | H ₂ O | water | N/R | not required |
| A/S | as supplied, as stated, as suggested | HP | horsepower | OC | overcrank |
| ASA | American Standards Association | hr, hrs | hour | OD | outside diameter |
| ASME | American Society of Mechanical Engineers | Hz | hertz (cycles per second) | OEM | original equipment manufacturer |
| assy. | assembly | ID | inside diameter | OS | overspeed, oversize |
| ASTM | American Society for Testing Materials | IEEE | Institute of Electrical and Electronic Engineers | O/S | oversize |
| ATDC | after top dead center | in. | inch(es) | OSHA | Occupational Safety and Health Act |
| aux. | auxiliary | inc. | incorporated | OV | overvoltage |
| AWG | American Wire Gauge | in. lbs. | inch pounds | oz. | ounce, ounces |
| AWM | appliance wiring material | int. | internal | PF | power factor |
| BBDC | before bottom dead center | int.-ext. | internal-external | PMG | permanent magnet generator |
| BDC | before dead center | ISO | International Standards Organization | pot. | potentiometer |
| BHP | brake horsepower | J | joule, joules | ppm | parts per million |
| bmep | brake mean effective pressure | JIS | Japanese Industry Standard | psi | pounds per square inch |
| Btu | British thermal unit | kg | kilogram, kilograms | pt., pts. | pint, pints |
| °C | Celsius degree | kg/cm ² | kilograms per square centimeter | PVC | polyvinyl chloride |
| cc | cubic centimeter | kgm | kilogram meter(s) | qt., qts. | quart, quarts |
| CCA | cold cranking Amps. | kJ | kilojoules (btu cal) | qty. | quantity |
| CEC | Canadian Electrical Code | km | kilometer, kilometers | ref. | reference |
| cfh | cubic feet per hour | kPa | kiloPascal, kiloPascals | RFI | radio frequency interference |
| cfm | cubic feet per minute | kph | kilometers per hour | r.h.m. | round-head machine (screw) |
| CID | cubic inch displacement | kV | kilovolt | rms | root mean square |
| cm | centimeter, centimeters | kVA | kilovolt amperes | RPM | revolutions per minute |
| cmm | cubic meters per minute | kW | kilowatt, kilowatts | RTV | room temperature vulcanization |
| co. | company | kWH | kilowatt hour | SAE | Society of Automotive Engineers |
| cont'd. | continued | L | liter, liters | SCR | silicon-controlled rectifier |
| CSA | Canadian Standards Association | LxWxH | length x width x height | sec. | second, seconds |
| CT | current transformer | LED(s) | light emitting diode | spec. | specs, specification |
| cu. in. | cubic inch, cubic inches | lb., lbs. | pound, pounds | sq. | square |
| cyl. | cylinder | L/hr. | liter per hour, liters per hour | sq. cm | square centimeters |
| dB | decibel | L/min. | liter(s) per minutes | sq. in. | square inch, square inches |
| dBA | decibels (A weighted) | LOP | low oil pressure | tach | tachometer |
| DC | direct current | LP | liquefied petroleum | TDC | top dead center |
| DCR | direct current resistance | m | meter, meters | tech. pub. | technical publications |
| deg. | degree | m ³ | cubic meter, cubic meters | temp. | temperature |
| dept. | department | max. | maximum | TIF | telephone influence factor |
| dia. | diameter | MCM | one thousand circular mils. | TP, TPs | technical publications |
| e.g. | example given | megger | megohmmeter | turbo | turbocharger |
| EIA | Electronic Industries Association | MHz | megahertz | UHF | ultrahigh frequency |
| EMI | electromagnetic interference | mi. | mile, miles | UNC | Unified coarse thread (was NC) |
| EPA | Environmental Protection Agency | mil | one one-thousandth of an inch | UNF | Unified fine thread (was NF) |
| etc. | et cetera (and so forth) | min. | minimum | UL | Underwriter's Laboratories, Inc. |
| ext. | external | mJ | millijoule, millijoules | U/S | undersize |
| °F | Fahrenheit degree | MJ | mega joule, mega joules | U.S.A. | United States of America |
| fl. oz. | fluid ounce, fluid ounces | mm | millimeter, millimeters | v | volt, volts |
| FM | frequency modulation | m ³ /min | cubic meters per minute | vac | volts alternating current |
| ft. | foot, feet | MPa | megaPascal | vdc | volts direct current |
| ft. lbs. | foot pound, foot pounds | mW | milliwatt, milliwatts | VHF | very high frequency |
| ga. | gauge | MW | megawatt, megawatts | W | watt, watts |
| gal./ gals. | gallon, gallons | N/A | not available or not applicable | | |
| | | NBS | National Bureau of Standards | | |

Appendix B. Common Hardware Application Guidelines

Use the information below and on the following pages to identify proper fastening techniques when no specific reference for reassembly is made.

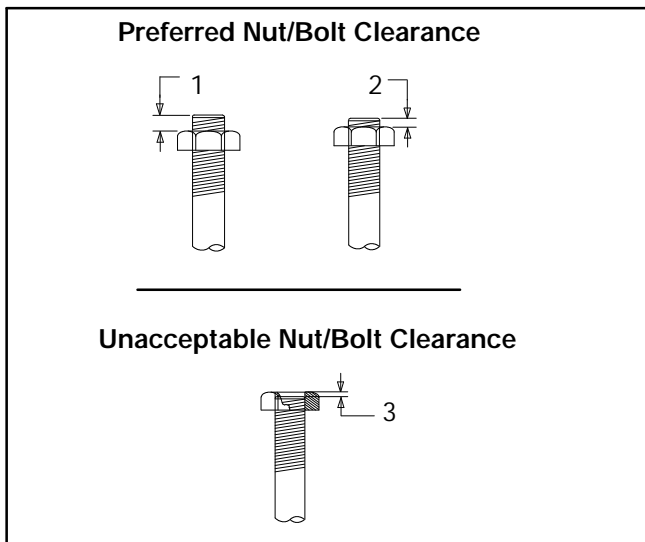
NOTE

Engine components may use metric hardware while other components use SAE thread fasteners.

Bolt/Screw Length: When bolt/screw length is not given, use the figure below as a guide. As a general rule, a minimum length of one thread beyond the nut and a maximum length of one half the bolt/screw diameter beyond the nut is the preferred method.

Washers and Nuts: Use split lock washers as a bolt locking device where specified. Use SAE flat washers with whiz nuts, spirallock nuts, or standard nuts and preloading (torque) of the bolt in all other applications.

See General Torque Specifications and other torque specifications in the service literature.



1/2 of Bolt Diameter
Min. 1 Full Thread Beyond Top of Nut
Below Top of Nut

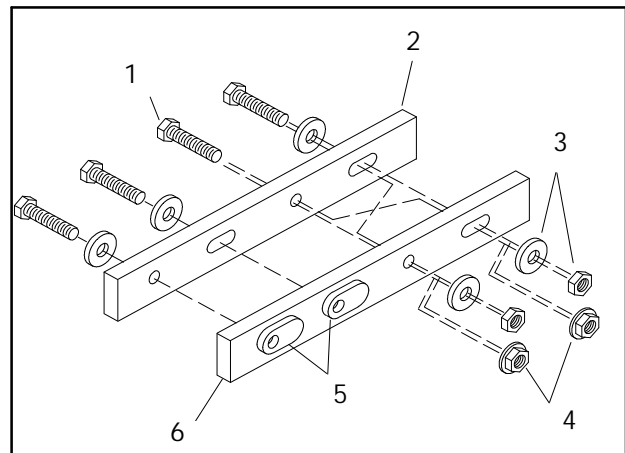
Figure 1. Acceptable Bolt Lengths

Steps for common hardware application:

1. Determine entry hole type: round or slotted.
2. Determine exit hole type: fixed female thread (weld nut), round, or slotted.

For round and slotted exit holes, determine if hardware is greater than 1/2 inch in diameter, or 1/2 inch in diameter or less. Hardware that is *greater than 1/2 inch* in diameter takes a standard nut and SAE washer. Hardware *1/2 inch or less* in diameter can take a properly torqued whiz nut or spirallock nut. See the diagram below.

3. Follow these SAE washer rules after determining exit hole type:
 - a. Always use a washer between hardware and a slot.
 - b. Always use a washer under a nut (see 2 above for exception).
 - c. Use a washer under a bolt when the female thread is fixed (weld nut).
4. Refer to the diagram below, which depicts the preceding hardware configuration possibilities.



Cap screw
Entry hole types
Standard nut and SAE washer
Whiz nut or spirallock: up to 1/2 in. dia. hardware
Weld nuts: above 1/2 in. dia. hardware
Exit hold types

Figure 2. Acceptable Hardware Combinations

Appendix C. General Torque Specifications

SAE Fasteners

Use the following specifications for SAE fasteners when no torque values are given elsewhere in this or the service manual for a specified bolt.

The values given are based on new plated threads. Increase values by 20% if nonplated threads are used.

| Size | Torque Measurement | Assembled into Cast Iron or Steel | | | Assembled into Aluminum |
|---------|--------------------|-----------------------------------|------------|------------|-------------------------|
| | | Grade 2 | Grade 5 | Grade 8 | Grade 2 or 5 |
| 8-32 | in. lbs. (Nm) | 16 (1.8) | 20 (2.3) | – | 16 (1.8) |
| 10-24 | in. lbs. (Nm) | 26 (2.9) | 32 (3.6) | – | 26 (2.9) |
| 10-32 | in. lbs. (Nm) | 26 (2.9) | 32 (3.6) | – | 26 (2.9) |
| 1/4-20 | in. lbs. (Nm) | 60 (6.8) | 96 (10.8) | 132 (14.9) | 60 (6.8) |
| 1/4-28 | in. lbs. (Nm) | 72 (8.1) | 108 (12.2) | 144 (16.3) | 72 (8.1) |
| 5/16-18 | in. lbs. (Nm) | 120 (13.6) | 192 (21.7) | 264 (29.8) | 120 (13.6) |
| 5/16-24 | in. lbs. (Nm) | 132 (14.9) | 204 (23.1) | 288 (32.5) | 132 (14.9) |
| 3/8-16 | in. lbs. (Nm) | 18 (24) | 28 (38) | 39 (53) | 18 (24) |
| 3/8-24 | ft. lbs. (Nm) | 20 (27) | 31 (42) | 44 (60) | 20 (27) |
| 7/16-14 | ft. lbs. (Nm) | 29 (39) | 44 (60) | 63 (85) | |
| 7/16-20 | ft. lbs. (Nm) | 32 (43) | 50 (68) | 70 (95) | |
| 1/2-13 | ft. lbs. (Nm) | 44 (60) | 68 (92) | 96 (130) | |
| 1/2-20 | ft. lbs. (Nm) | 49 (66) | 76 (103) | 108 (146) | |
| 9/16-12 | ft. lbs. (Nm) | 60 (81) | 98 (133) | 138 (187) | |
| 9/16-18 | ft. lbs. (Nm) | 67 (91) | 109 (148) | 154 (209) | |
| 5/8-11 | ft. lbs. (Nm) | 83 (113) | 135 (183) | 191 (259) | |
| 5/8-18 | ft. lbs. (Nm) | 94 (128) | 153 (208) | 216 (293) | |
| 3/4-10 | ft. lbs. (Nm) | 147 (199) | 240 (325) | 338 (458) | |
| 3/4-16 | ft. lbs. (Nm) | 164 (222) | 268 (363) | 378 (513) | |
| 1-8 | ft. lbs. (Nm) | 191 (259) | 532 (721) | 818 (1109) | |
| 1-12 | ft. lbs. (Nm) | 209 (283) | 582 (789) | 895 (1214) | |

Metric Fasteners





















Use the following specifications for metric fasteners when no torque values are given elsewhere in this manual for a specified bolt. These values are based on new plated threads.















Increase values by 20% if nonplated threads are used. Screws threaded into aluminum must have two diameters of threads engaged and may require 30% or more reduction in the torque.

Torque ft-lb (Nm)

| Size (mm) | Torque ft-lb (Nm) | | | Fasteners Assembled into Aluminum |
|-----------|-------------------|-----------|-----------|-----------------------------------|
| | 5.8 | 6.8 | 10.9 | |
| 6 x 1.00 | 5 (7) | 6 (9) | 9 (12) | 5 (7) |
| 8 x 1.25 | 14 (19) | 14 (20) | 20 (37) | 14 (19) |
| 8 x 1.00 | 16 (21) | 17 (24) | 23 (31) | 16 (21) |
| 10 x 1.50 | 25 (35) | 27 (37) | 38 (51) | 25 (35) |
| 10 x 1.25 | 29 (39) | 34 (46) | 45 (61) | 29 (39) |
| 12 x 1.75 | 42 (57) | 45 (61) | 65 (89) | |
| 12 x 1.50 | 48 (65) | 55 (75) | 78 (106) | |
| 14 x 2.00 | 64 (86) | 69 (94) | 101 (137) | |
| 14 x 1.50 | 74 (100) | 81 (110) | 116 (157) | |
| 16 x 2.00 | 98 (133) | 104 (141) | 150 (204) | |
| 16 x 1.50 | 104 (141) | 116 (157) | 168 (228) | |
| 18 x 2.50 | 133 (181) | 145 (196) | 208 (283) | |
| 18 x 1.50 | 145 (196) | 156 (212) | 226 (306) | |

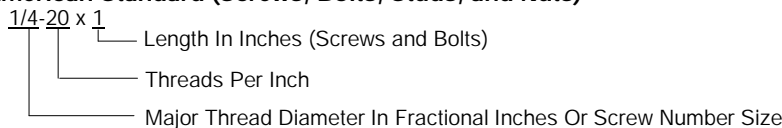
Appendix D. Common Hardware Identification

| Screws/Bolts/Studs Head Styles | |
|--|---|
| Hex Head or Machine Head |   |
| Hex Head or Machine Head with Washer |  |
| Flat Head (f.h.m.) |  |
| Round Head (r.h.m.) |  |
| Pan Head |  |
| Socket Head Cap or Allen Head Cap |  |
| Socket Head or Allen Head Shoulder Bolt |  |
| Sheet Metal Screw |  |
| Stud |  |
| Drive Styles | |
| Hex |  |
| Hex and Slotted |  |
| Phillips |  |
| Slotted |  |
| Hex Socket |  |
| Hardness Grade | |
| American Standard | |
| Grade 2 |  |
| Grade 5 |  |
| Grade 8 |  |
| Grade 8/9 |  |
| Metric | |
| Number stamped on hardware; 5.8 shown |  |

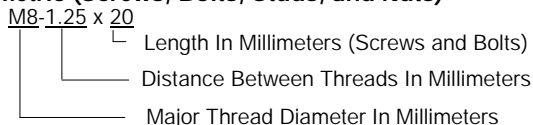
| Nuts Nut Styles | |
|------------------------------|---|
| Hex Head |  |
| Lock Nut or Nylock Nut |  |
| Square Nut |  |
| Cap Nut or Acorn Nut |  |
| Wing Nut |  |
| Nut Hardness Grades | |
| American Standard | |
| Grade 2 |  |
| Grade 5 |  |
| Metric | |
| Number stamped on hardware |  |
| Washers | |
| Washer Styles | |
| Plain |  |
| Split Lock or Spring |  |
| Spring or Wave |  |
| External Tooth Lock |  |
| Internal Tooth Lock |  |
| Internal-External Tooth Lock |  |
| | |
| | |
| | |

Sample Dimensions

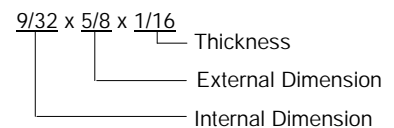
American Standard (Screws, Bolts, Studs, and Nuts)



Metric (Screws, Bolts, Studs, and Nuts)



Plain Washers



Lock Washers



Appendix E. Common Hardware List

The Common Hardware List gives part numbers and dimensions for common hardware items.

HEX BOLTS (GRADE 5)

| Part No. | Dimensions |
|-----------|----------------|
| X-465-17 | 1/4-20 x .38 |
| X-465-6 | 1/4-20 x .50 |
| X-465-2 | 1/4-20 x .62 |
| X-465-16 | 1/4-20 x .75 |
| X-465-18 | 1/4-20 x .88 |
| X-465-7 | 1/4-20 x 1.00 |
| X-465-8 | 1/4-20 x 1.25 |
| X-465-9 | 1/4-20 x 1.50 |
| X-465-10 | 1/4-20 x 1.75 |
| X-465-11 | 1/4-20 x 2.00 |
| X-465-12 | 1/4-20 x 2.25 |
| X-465-14 | 1/4-20 x 2.75 |
| X-465-21 | 1/4-20 x 5.00 |
| | |
| X-465-25 | 1/4-28 x .38 |
| X-465-20 | 1/4-28 x 1.00 |
| | |
| X-125-33 | 5/16-18 x .50 |
| X-125-23 | 5/16-18 x .62 |
| X-125-3 | 5/16-18 x .75 |
| X-125-31 | 5/16-18 x .88 |
| X-125-5 | 5/16-18 x 1.00 |
| X-125-24 | 5/16-18 x 1.25 |
| X-125-34 | 5/16-18 x 1.50 |
| X-125-25 | 5/16-18 x 1.75 |
| X-125-26 | 5/16-18 x 2.00 |
| | |
| 230578 | 5/16-18 x 2.25 |
| | |
| X-125-29 | 5/16-18 x 2.50 |
| X-125-27 | 5/16-18 x 2.75 |
| X-125-28 | 5/16-18 x 3.00 |
| X-125-46 | 5/16-18 x 3.25 |
| X-125-22 | 5/16-18 x 4.50 |
| X-125-32 | 5/16-18 x 5.00 |
| X-125-35 | 5/16-18 x 5.50 |
| X-125-36 | 5/16-18 x 6.00 |
| X-125-40 | 5/16-18 x 6.50 |
| | |
| X-125-30 | 5/16-24 x .75 |
| X-125-47 | 5/16-24 x .88 |
| X-125-39 | 5/16-24 x 2.00 |
| X-125-44 | 5/16-24 x 2.50 |
| X-125-38 | 5/16-24 x 2.75 |
| | |
| X-6238-2 | 3/8-16 x .62 |
| X-6238-10 | 3/8-16 x .75 |
| X-6238-3 | 3/8-16 x .88 |
| X-6238-11 | 3/8-16 x 1.00 |
| X-6238-4 | 3/8-16 x 1.25 |
| X-6238-5 | 3/8-16 x 1.50 |
| X-6238-1 | 3/8-16 x 1.75 |
| X-6238-6 | 3/8-16 x 2.00 |
| X-6238-17 | 3/8-16 x 2.25 |
| X-6238-7 | 3/8-16 x 2.50 |
| X-6238-8 | 3/8-16 x 2.75 |
| X-6238-9 | 3/8-16 x 3.00 |
| X-6238-19 | 3/8-16 x 3.25 |
| X-6238-12 | 3/8-16 x 3.50 |
| X-6238-20 | 3/8-16 x 3.75 |
| X-6238-13 | 3/8-16 x 4.50 |
| X-6238-24 | 3/8-16 x 5.00 |
| X-6238-18 | 3/8-16 x 5.50 |
| X-6238-32 | 3/8-16 x 5.75 |
| X-6238-25 | 3/8-16 x 6.50 |
| X-6238-34 | 3/8-16 x 7.00 |
| | |
| X-6238-14 | 3/8-24 x .75 |
| X-6238-16 | 3/8-24 x 1.25 |
| X-6238-21 | 3/8-24 x 4.00 |
| X-6238-22 | 3/8-24 x 4.50 |
| X-6238-36 | 3/8-24 x 6.50 |

HEX BOLTS (GRADE 5), continued

| Part No. | Dimensions |
|-----------|----------------|
| X-6024-5 | 7/16-14 x .75 |
| X-6024-2 | 7/16-14 x 1.00 |
| X-6024-8 | 7/16-14 x 1.25 |
| X-6024-3 | 7/16-14 x 1.50 |
| X-6024-4 | 7/16-14 x 2.00 |
| X-6024-11 | 7/16-14 x 2.75 |
| X-6024-7 | 7/16-14 x 3.00 |
| X-6024-13 | 7/16-14 x 4.00 |
| X-6024-10 | 7/16-14 x 4.50 |
| X-6024-12 | 7/16-14 x 6.50 |
| | |
| X-6024-9 | 7/16-20 x 1.25 |
| | |
| X-129-15 | 1/2-13 x .75 |
| X-129-17 | 1/2-13 x 1.00 |
| X-129-18 | 1/2-13 x 1.25 |
| X-129-19 | 1/2-13 x 1.50 |
| X-129-20 | 1/2-13 x 1.75 |
| X-129-21 | 1/2-13 x 2.00 |
| X-129-22 | 1/2-13 x 2.25 |
| X-129-23 | 1/2-13 x 2.50 |
| X-129-24 | 1/2-13 x 2.75 |
| X-129-25 | 1/2-13 x 3.00 |
| X-129-27 | 1/2-13 x 3.50 |
| X-129-29 | 1/2-13 x 4.00 |
| X-129-30 | 1/2-13 x 4.50 |
| X-129-55 | 1/2-13 x 5.50 |
| X-129-44 | 1/2-13 x 6.00 |
| | |
| X-129-51 | 1/2-20 x .75 |
| X-129-45 | 1/2-20 x 1.25 |
| X-129-52 | 1/2-20 x 1.50 |
| | |
| X-6021-3 | 5/8-11 x 1.00 |
| X-6021-4 | 5/8-11 x 1.25 |
| X-6021-2 | 5/8-11 x 1.50 |
| X-6021-1 | 5/8-11 x 1.75 |
| 273049 | 5/8-11 x 2.00 |
| X-6021-5 | 5/8-11 x 2.25 |
| X-6021-6 | 5/8-11 x 2.50 |
| X-6021-7 | 5/8-11 x 2.75 |
| X-6021-12 | 5/8-11 x 3.75 |
| X-6021-11 | 5/8-11 x 4.50 |
| X-6021-10 | 5/8-11 x 6.00 |
| | |
| X-6021-9 | 5/8-18 x 2.50 |
| | |
| X-6239-1 | 3/4-10 x 1.00 |
| X-6239-8 | 3/4-10 x 1.25 |
| X-6239-2 | 3/4-10 x 1.50 |
| X-6239-3 | 3/4-10 x 2.00 |
| X-6239-4 | 3/4-10 x 2.50 |
| X-6239-5 | 3/4-10 x 3.00 |
| X-6239-6 | 3/4-10 x 3.50 |
| | |
| X-792-5 | 1-8 x 3.00 |
| X-792-8 | 1-8 x 5.00 |

NUTS

| Part No. | Dimensions | Type |
|-----------|------------|---------------|
| X-6009-1 | 1-8 | Std. Nut |
| | | |
| X-6210-3 | 6-32 | Whiz Nut |
| X-6210-4 | 8-32 | Whiz Nut |
| X-6210-5 | 10-24 | Whiz Nut |
| X-6210-1 | 10-32 | Whiz Nut |
| X-6210-2 | 1/4-20 | Spiralock Nut |
| X-6210-6 | 1/4-28 | Spiralock Nut |
| X-6210-7 | 5/16-18 | Spiralock Nut |
| X-6210-8 | 5/16-24 | Spiralock Nut |
| X-6210-9 | 3/8-16 | Spiralock Nut |
| X-6210-10 | 3/8-24 | Spiralock Nut |
| X-6210-11 | 7/16-14 | Spiralock Nut |
| X-6210-12 | 1/2-13 | Spiralock Nut |
| X-6210-15 | 7/16-20 | Spiralock Nut |
| X-6210-14 | | Spiralock Nut |
| | | |
| X-85-3 | 5/8-11 | Std. Nut |
| X-88-12 | 3/4-10 | Std. Nut |
| X-6009-2 | 1-8 | Std. Nut |

WASHERS

| Part No. | ID | OD | Thickness | Bolt/ Screw |
|----------|-------|-------|-----------|----------------|
| X-25-46 | .125 | .250 | .022 | #4 |
| X-25-9 | .156 | .375 | .049 | #6 |
| X-25-48 | .188 | .438 | .049 | #8 |
| X-25-36 | .219 | .500 | .049 | #10 |
| X-25-40 | .281 | .625 | .065 | 1/4 |
| X-25-85 | .344 | .687 | .065 | 5/16 |
| X-25-37 | .406 | .812 | .065 | 3/8 |
| X-25-34 | .469 | .922 | .065 | 7/16 |
| X-25-26 | .531 | 1.062 | .095 | 1/2 |
| X-25-15 | .656 | 1.312 | .095 | 5/8 |
| X-25-29 | .812 | 1.469 | .134 | 3/4 |
| X-25-127 | 1.062 | 2.000 | .134 | 1 |

TP-5543 3/99c

E Kohler Co., 1995, 1999. All rights reserved.

KOHLER[®] POWER SYSTEMS

KOHLER CO. Kohler, Wisconsin 53044
Phone 920-565-3381, Web site www.kohlergenerators.com
Fax 920-459-1646 (U.S.A. Sales), Fax 920-459-1614 (International)
For the nearest sales and service outlet in U.S.A. and Canada
Phone 1-800-544-2444