


# Parts Catalog

## Standby Generator Sets



### **Models:**

350–1500ROZD

(with analog voltage regulators)

**KOHLER**<sup>®</sup>  
POWER SYSTEMS

SPECIFICATION SERIES  
132801–813, 132851–861,  
132904–938, 132941–964,  
132966–968, 132971–992

## Table of Contents

Specification Number Index .....	i
Introduction .....	vi
Number Significance .....	vi
Exploded View Drawings and Text Blocks .....	vi
How to Find Part Numbers .....	vii
Hardware Grades .....	vii
Hardware References .....	vii
Common Hardware Application Guidelines, Specification G-585 .....	viii
Common Hardware Identification .....	xi
Group 101: Air Intake .....	1
Group 104: Cooling System .....	7
Group 105: Engine .....	21
Group 107: Nameplates and Decals .....	28
Group 108: Oil Pressure Switches .....	29
Group 109: Skid and Plant Mounting .....	31
Group 110: Water Temperature Switches .....	35
Group 112: Starter .....	39
Group 201: Generator and Mounting .....	41
Group 301: Controller and Mounting .....	47
Group 701: Literature .....	53
Kit List .....	54
Kit Parts List: Cooling System Kits .....	68
Kit Parts List: Controller Kits .....	73
Kit Parts List: Optional Kits .....	84
Consumables List .....	121
Common Hardware List .....	124

## SPECIFICATION NUMBER INDEX

GROUP TITLE & NUMBER	<i>Air Intake</i>	<i>Fuel System</i>	<i>Cooling System</i>	<i>Engine</i>	<i>Nameplates and Decals</i>	<i>Oil Pressure Switches</i>	<i>Skid and Plant Mounting</i>	<i>Water Temperature Switches</i>	<i>Starter</i>	<i>Generator and Mounting</i>	<i>Controller and Mounting</i>	<i>Literature</i>		
	101	103	104	105	107	108	109	110	112	201	301	701		
GROUP NO.														
PAGE														
SPEC. NO.	VARIATION NUMBER													
<b>350ROZD</b>														
132801	3		3	20	6	5	3	6	6	19	17	3		
132803	3		3	20	6	5	3	6	6	29	17	3		
132804	3		3	20	6	5	3	6	6	19	@	3		
132805	3		3	20	6	5	3	6	6	20	@	3		
132806	3		@	20	6	5	3	6	6	19	@	3		
132807	3		@	20	6	5	3	6	6	20	@	3		
132808	3		@	20	6	5	3	6	6	47	@	3		
132809	3		18	34	6	5	21	8	6	65	17	3		
132810	3		@	34	6	5	21	8	6	65	@	3		
132811	3		@	34	6	5	21	8	6	66	@	3		
132812	3		@	34	6	5	21	8	6	67	@	3		
132813	3		@	34	6	5	21	8	6	69	@	3		
<b>400ROZD</b>														
132802	10		12	21	6	5	12	8	6	20	17	17		
132851	10		12	21	6	5	18	8	6	42	17	17		
132852	10		12	21	6	5	12	8	6	20	@	17		
132853	10		12	21	6	5	18	8	6	42	@	17		
132854	10		@	21	6	5	12	8	6	20	@	17		
132855	10		@	21	6	5	18	9	6	42	@	17		
132856	10		@	21	6	8	12	8	6	48	@	17		
132857	10		18	35	6	5	21	8	6	66	17	17		
132858	10		@	35	6	5	21	8	6	66	@	17		
132859	10		@	35	6	5	21	8	6	68	@	17		
132860	10		@	35	6	5	21	8	6	67	@	17		
132861	10		@	21	6	5	12	8	6	70	@	17		

@ See "Cooling System Kits" or "Controller Kits" in Kits section.

## SPECIFICATION NUMBER INDEX

GROUP TITLE & NUMBER	<i>Air Intake</i>	<i>Fuel System</i>	<i>Cooling System</i>	<i>Engine</i>	<i>Nameplates and Decals</i>	<i>Oil Pressure Switches</i>	<i>Skid and Plant Mounting</i>	<i>Water Temperature Switches</i>	<i>Starter</i>	<i>Generator and Mounting</i>	<i>Controller and Mounting</i>	<i>Literature</i>		
	101	103	104	105	107	108	109	110	112	201	301	701		
GROUP NO.														
PAGE														
SPEC. NO.	VARIATION NUMBER													
<b>450ROZD</b>														
132904	11		6	30	9	6	10	9	4	38	18	4		
132907	11		6	30	9	6	10	9	4	38	18	4		
132908	11		6	30	9	6	10	9	4	38	@	4		
132909	11		6	30	9	6	10	9	4	39	@	4		
132916	11		@	30	9	6	10	9	4	49	@	4		
132919	11		@	30	9	6	10	9	4	38	@	4		
132920	11		@	30	9	6	10	9	4	39	@	4		
132980	11		@	30	9	6	10	9	4	71	@	4		
<b>500ROZD</b>														
132905	11		6	31	9	6	10	9	4	39	18	5		
132906	11		6	31	9	6	10	9	4	40	18	5		
132910	11		6	31	9	6	10	9	4	39	@	5		
132913	11		6	31	9	6	10	9	4	40	@	5		
132917	11		@	31	9	6	10	9	4	50	@	5		
132926	11		@	31	9	6	10	9	4	39	@	5		
132927	11		@	31	9	6	10	9	4	40	@	5		
132981	11		@	31	9	6	10	9	4	71	@	5		
<b>600ROZD</b>														
132911	5		6	23	9	6	10	9	4	36	21	6		
132912	5		6	23	9	6	11	9	4	37	21	6		
132914	5		6	23	9	6	10	9	4	36	@	6		
132915	5		6	23	9	6	11	9	4	37	@	6		
132918	5		@	23	9	6	11	9	4	51	@	6		
132928	5		@	23	9	6	10	9	4	36	@	6		
132929	5		@	23	9	6	11	9	4	37	@	6		

## SPECIFICATION NUMBER INDEX

GROUP TITLE & NUMBER	<i>Air Intake</i>	<i>Fuel System</i>	<i>Cooling System</i>	<i>Engine</i>	<i>Nameplates and Decals</i>	<i>Oil Pressure Switches</i>	<i>Skid and Plant Mounting</i>	<i>Water Temperature Switches</i>	<i>Starter</i>	<i>Generator and Mounting</i>	<i>Controller and Mounting</i>	<i>Literature</i>		
	101	103	104	105	107	108	109	110	112	201	301	701		
GROUP NO.														
PAGE														
SPEC. NO.	VARIATION NUMBER													
<b>600ROZD</b>														
132982	5		@	23	9	6	10	9	4	72	@	6		
<b>750ROZD</b>														
132921	6		17	24	11	6	5	8	5	28	21	7		
132922	6		17	24	11	6	5	8	5	29	21	7		
132923	6		17	24	11	6	5	8	5	28	@	7		
132924	6		17	24	11	6	5	9	5	29	@	7		
132925	6		@	24	11	6	5	8	5	52	@	7		
132930	6		@	24	11	6	19	8	5	28	@	7		
132936	6		@	24	11	6	19	9	5	29	@	7		
132983	6		@	24	11	6	19	8	5	73	@	7		
<b>800ROZD</b>														
132931	6		13	24	11	6	8	9	5	43	21	11		
132932	6		13	24	11	6	8	9	5	33	25	11		
132933	6		13	24	11	6	8	9	5	43	@	11		
132934	6		13	24	9	6	8	8	5	33	@	11		
132935	6		@	24	11	6	8	9	5	52	@	11		
132937	6		@	24	11	6	20	9	5	43	@	11		
132938	6		@	24	11	6	20	9	5	33	@	11		
132984	6		@	24	11	6	20	9	5	74	@	11		
<b>900ROZD</b>														
132941	7		8	29	10	7	6	8	7	30	22	8		
132942	7		8	29	10	7	6	8	7	31	22	8		
132943	7		8	29	10	7	6	8	7	30	@	8		
132944	7		8	29	10	7	6	8	7	31	@	8		
132945	7		@	29	10	7	6	8	7	53	@	8		

@ See "Cooling System Kits" or "Controller Kits" in Kits section.

## SPECIFICATION NUMBER INDEX

GROUP TITLE & NUMBER	<i>Air Intake</i>	<i>Fuel System</i>	<i>Cooling System</i>	<i>Engine</i>	<i>Nameplates and Decals</i>	<i>Oil Pressure Switches</i>	<i>Skid and Plant Mounting</i>	<i>Water Temperature Switches</i>	<i>Starter</i>	<i>Generator and Mounting</i>	<i>Controller and Mounting</i>	<i>Literature</i>		
	101	103	104	105	107	108	109	110	112	201	301	701		
GROUP NO.														
PAGE														
<b>SPEC. NO.</b>	<b>VARIATION NUMBER</b>													
<b>900ROZD</b>														
132946	7		@	29	10	7	6	8	7	30	@	8		
132947	7		@	29	10	7	6	8	7	31	@	8		
132948	15		8	32	10	7	6	8	7	30	22	8		
132949	15		@	32	10	7	6	8	7	53	@	8		
132950	15		@	32	10	7	6	8	7	30	@	8		
132978	15		@	32	10	7	6	8	7	31	@	8		
132985	7		@	29	10	7	6	8	7	75	@	8		
<b>1000ROZD</b>														
132951	7		9	25	10	7	6	8	7	31	22	12		
132952	7		9	25	10	7	6	8	7	44	22	12		
132953	7		9	25	10	7	6	8	7	31	@	12		
132954	7		9	25	10	7	6	8	7	44	@	12		
132955	7		@	25	10	7	6	8	7	54	@	12		
132956	7		@	25	10	7	6	8	7	31	@	12		
132957	7		@	25	10	7	6	8	7	44	@	12		
132958	15		9	33	10	7	6	8	7	31	22	12		
132959	15		@	33	10	7	6	8	7	54	@	12		
132960	15		@	33	10	7	6	8	7	31	@	12		
132979	15		@	33	10	7	6	8	7	44	@	12		
132986	7		@	25	10	7	6	8	7	76	@	12		
<b>1200ROZD</b>														
132961	15		16	26	10	7	13	8	7	32	22	13		
132962	15		16	26	10	7	16	8	7	45	22	13		
132963	15		16	26	10	7	13	8	7	32	@	13		
132964	15		16	26	10	7	16	8	7	45	@	13		



# Introduction

This manual contains a complete listing of alternator service replacement parts and some engine parts for Kohler 350–1500ROZD Detroit Diesel-powered generator sets with analog voltage regulators. The manual includes the following main sections:

- *Table of Contents:* The table of contents lists the sections of this catalog.
- *Index:* Index of specifications and their groups.
- *Introduction (and other information sections):* Introductory material, followed by sections on specification numbers, part numbers and hardware.

- *Group Parts Lists:* List specific parts for the groups. Illustrations are given for most parts.

- *Kit List and kits sections:* Contain lists of kits (by model) and their parts. NOTE: 1500ROZD kits apply to 1600kW engineered specials.

- *Consumables List:* Consumable parts Kohler recommends stocking for routine maintenance. NOTE: 1500ROZD consumables apply to 1600kW engineered specials.

- *Common Hardware List:* List of common hardware and their Kohler part numbers.

## Number Significance

Various numbers are used to identify a part number. A description of these numbers follows:

- *Specification Number:* The generator specification number (spec. number) is six digits with a PA- prefix. The first three digits designate generator size and engine model: 132 for 350–1500kW Detroit Diesel-powered generators. The remaining digits are issued in sequence and identify a particular spec. in a series.

- *Group Number:* A group consists of related parts. For example, the 101 group is the generator Air Intake group.

- *Variation Number:* A group might have several variations. For example, several different variations of the 101 group are required to fit all 350–1500ROZD models.

- *Part Number:* The part number identifies an individual assembly, sub-assembly, component, or accessory kit.

## Exploded View Drawings and Text Blocks

- *Exploded view drawings:* Each Group Parts List in this catalog is accompanied by one or more drawings which best represent a range of variations. The drawings are a guide to part identification—they are not intended for assembly, disassembly, or maintenance. **Generator Service and other manuals are the proper guides for assembly and maintenance.**

Some parts are drawn out of proportion to distinguish them. Some common parts are not drawn in detail.

For example, the image of a hex cap screw is used to represent a range of screws. Use the text description and part number to completely identify a part.

- *Text blocks:* Text is item-numbered in one-up fashion in the Group Parts List sections. Horizontal lines divide the text into blocks. The blocks of text associate primary or distinct parts with secondary or common parts. For example, items 11–17 of 105 group text might form a block of text which consists of a ground strap and its mounting hardware.

# How to Find Part Numbers

**FOLLOW THESE STEPS** to identify a part:

**STEP 1:** Go to the Specification Number Index in the front of the catalog. There you will find a table of spec. numbers (grouped by model and listed vertically on the left) and the variations that comprise the groups of each spec. number (listed horizontally). Find your spec. number and read across the page to see the

variation numbers for the groups (identified by column headings).

**STEP 2:** Using the page number in the index itself (or the Table of Contents), turn to the group in which the desired part belongs. Use the drawings and itemized text to locate the part and its part number.

## Hardware Grades

All hex. head screws are hardness grade 5, except where noted. Socket head screws are similar to grade 8. All other hardware is grade 2, except where noted. **Do not substitute with inferior grade**

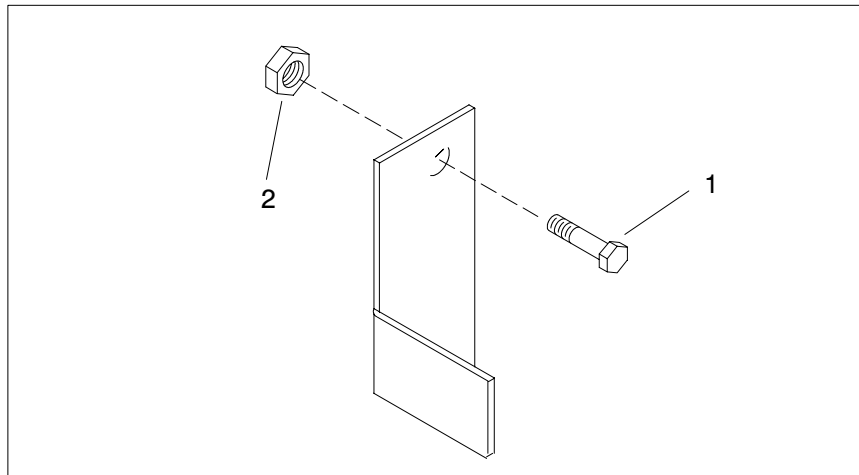
**hardware.** Refer to the following sections on Kohler Specification G-585, Common Hardware Application Guidelines, and Common Hardware Identification.

## Hardware References

As of late 1991, many common hardware items will appear in parts catalogs as **common hardware entries** or **hardware references**. A common hardware entry simply tells the size of common hardware to be applied in accordance with Kohler specification G-585 and other hardware guidelines herein. For example, item 2 (nut) in Figure 1 below would appear as “3/8-16 hardware” in the text. It indicates that the nut is 3/8-16 size. See “Common Hardware Application Guidelines, Specification

G-585” on the following pages.

A hardware reference has the abbreviation “ref.” in the part’s description. Hardware references specify common hardware items that would otherwise be indicated in a common hardware entry, except that size or other information needs specification in that application. For example, item 1 in Figure 1 below might appear in the text as “Screw, 3/8-16 x 1, ref. X-6021-1.”



**Figure 1. Hardware References**

# Common Hardware Application Guidelines, Specification G-585

Starting late 1991, many Parts Catalogs and Service Manuals will contain common hardware entries and hardware references (see “Hardware References”) instead of part numbers for common hardware.

Kohler Specification G-585 gives common hardware application guidelines. Use the information below and on the following pages to identify proper fastening techniques when no specific reference for reassembly is made.

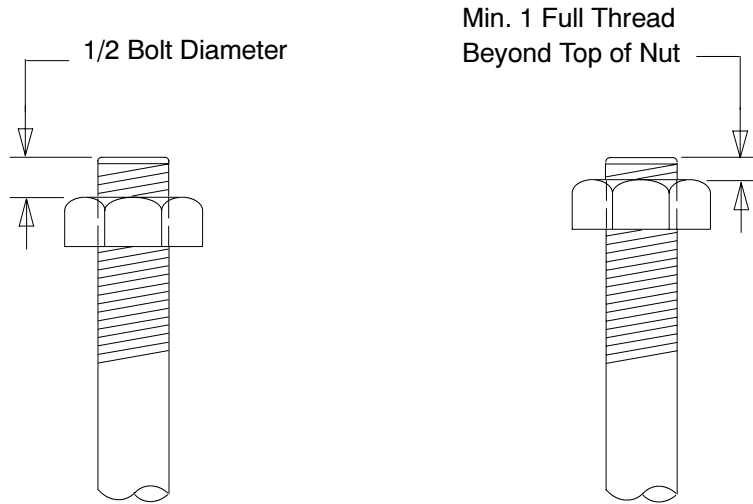
- *Bolt/Screw Length*: When bolt/screw length is not given, use Figure 2, page x, as a guide. As a general rule, a minimum length of one thread beyond the nut and a maximum length of 1/2 the bolt/screw diameter beyond the nut is the preferred method.

- *Split Lock Washers*: Split lock washers will no longer be used as a locking device. For hardware up to 1/2” in diameter a whiz nut (serrated flange) will be used. The locking method used for hardware above 1/2” in diameter will be SAE flat washers with preloading (torque) of the bolt/screw. See “General Torque Specifications” and other torque specifications in the service literature.

- *Common Hardware Entries*: When hardware size (diameter and threads per inch) is given but no indication of type of additional hardware is shown, use the illustration in Figure 3, page xi, as a guide.

# Common Hardware Application (G-585)

## Preferred Nut/Bolt Clearance



## Unacceptable Nut/Bolt Clearance

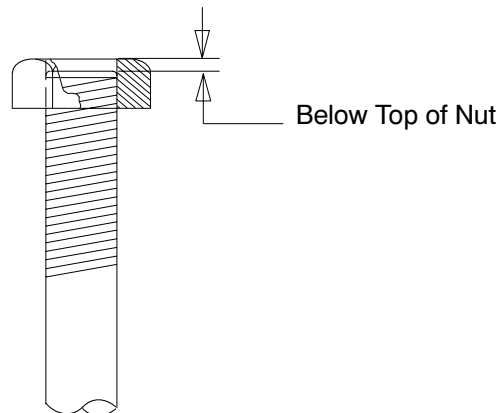
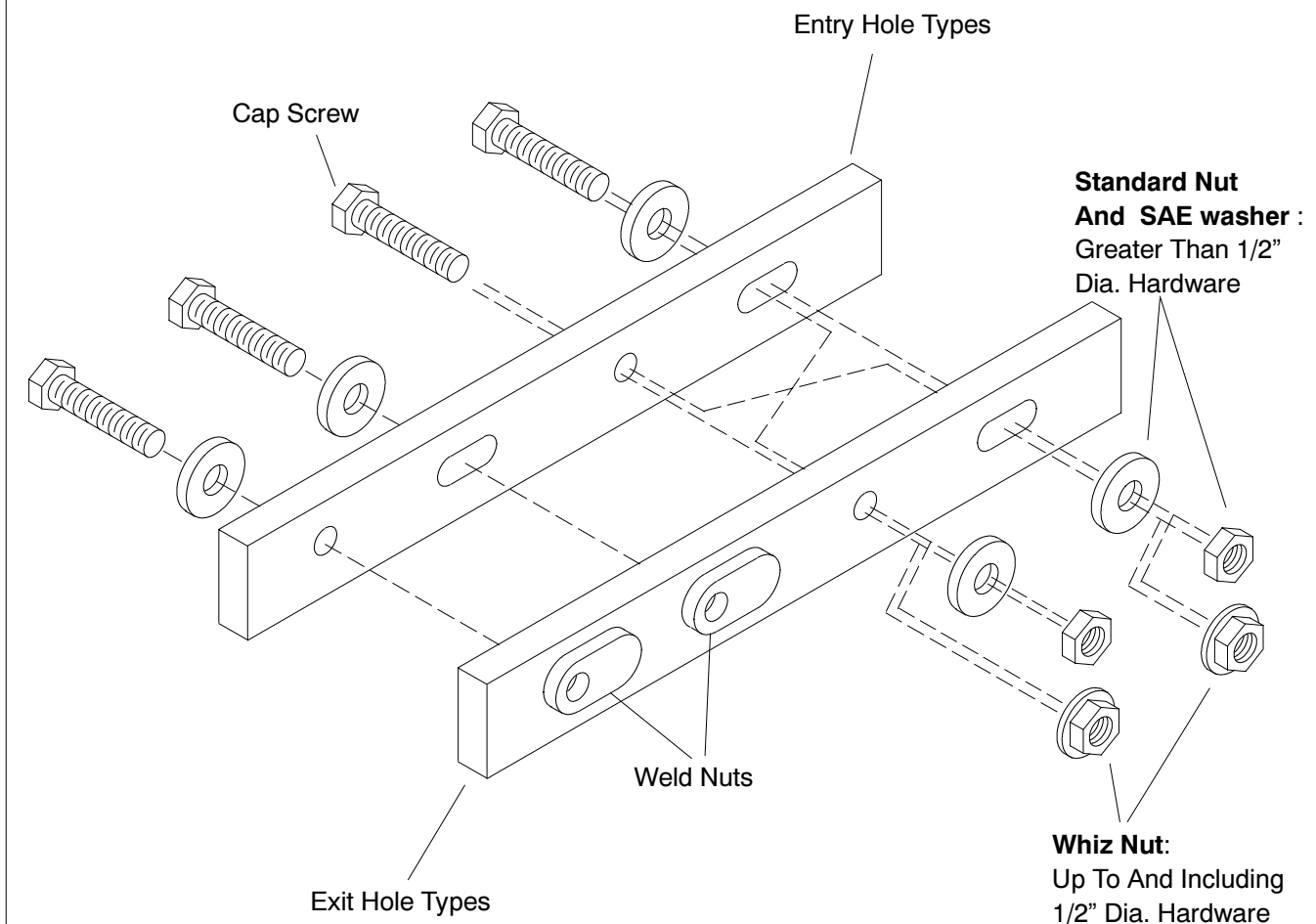


Figure 2. Acceptable Bolt Lengths

# Common Hardware Application (G-585)

## Steps for common hardware application:

1. Determine entry hole type: round, or slotted.
2. Determine exit hole type: fixed female thread (weld nut), round, or slotted.
  - a. For round and slotted exit holes, determine if hardware is greater than 1/2 inch in diameter, or 1/2 inch in diameter or less. Hardware that is *greater than 1/2 inch* in diameter takes a standard nut and SAE washer. Hardware *1/2 inch or less* in diameter can take a properly torqued whiz nut. See the diagram below.
3. Follow these SAE washer rules after determining exit hole type:
  - a. Always use a washer between hardware and a slot.
  - b. Always use a washer under a nut (see 2. a. above for exception).
  - c. Use a washer under a bolt when the female thread is fixed (weld nut).
4. Refer to the diagram below, which depicts the preceding hardware configuration possibilities.

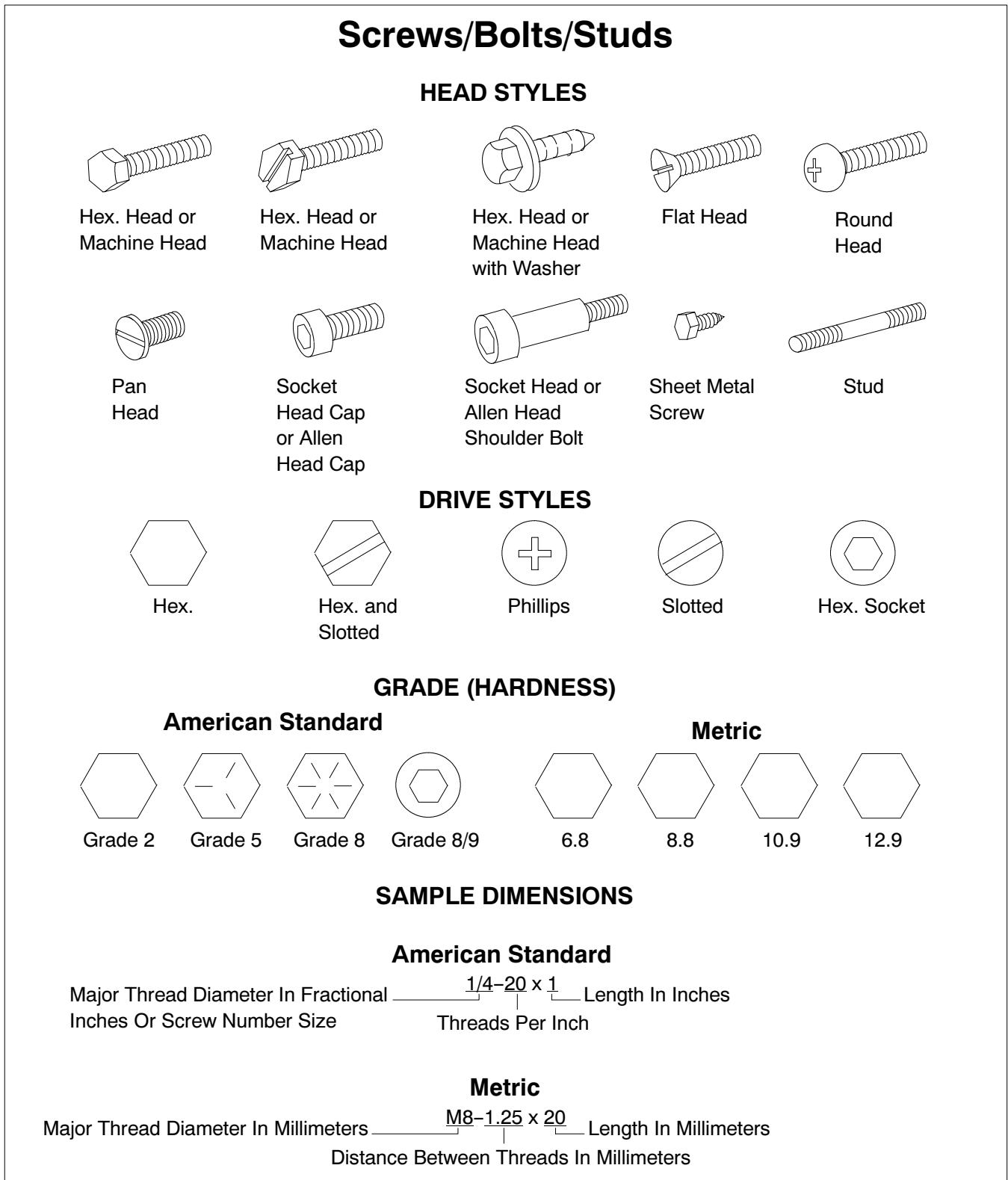


**Figure 3. Acceptable Hardware Combinations**

# Common Hardware Identification

Common hardware has many different head, drive, and grade (hardness) styles. Some of the more common types are shown in Figure 4, below, and in

Figure 5, next page. This is a guide for identification purposes. Not all generator hardware used is shown.



**Figure 4. Screws/Bolts/Studs**

## Nuts

### STYLES



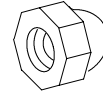
Hex. Head



Lock Nut or  
Nylock Nut



Square Nut



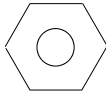
Cap Nut or  
Acorn Nut



Wing Nut

### GRADE (HARDNESS)

#### American Standard

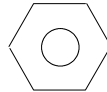


Grade 2

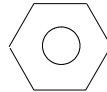


Grade 5

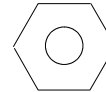
#### Metric



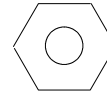
6.8



8.8



10.9



12.9

### SAMPLE DIMENSIONS

#### American Standard

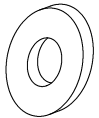
Major Thread Diameter In Fractional  $\frac{1}{4}$ -20 Threads Per Inch  
Inches Or Screw Number Size

#### Metric

Major Thread Diameter In Millimeters M8-1.25 Distance Between Threads In Millimeters

## Washers

### STYLES



Plain  
Washer



Split Lock  
Washer or  
Spring Washer



Spring Washer  
or Wave Washer



External  
Tooth Lock  
Washer



Internal  
Tooth Lock  
Washer



Internal-External  
Tooth Lock Washer

### GRADE (HARDNESS)

There is no marking to identify hardness. Usually hardened washers have a black oxide or black phosphate finish rather than a zinc (silver-colored) finish.

### SAMPLE DIMENSIONS

#### Plain Washers

Internal Dimension  $\frac{9}{32} \times \frac{5}{8} \times \frac{1}{16}$  Thickness  
External Dimension

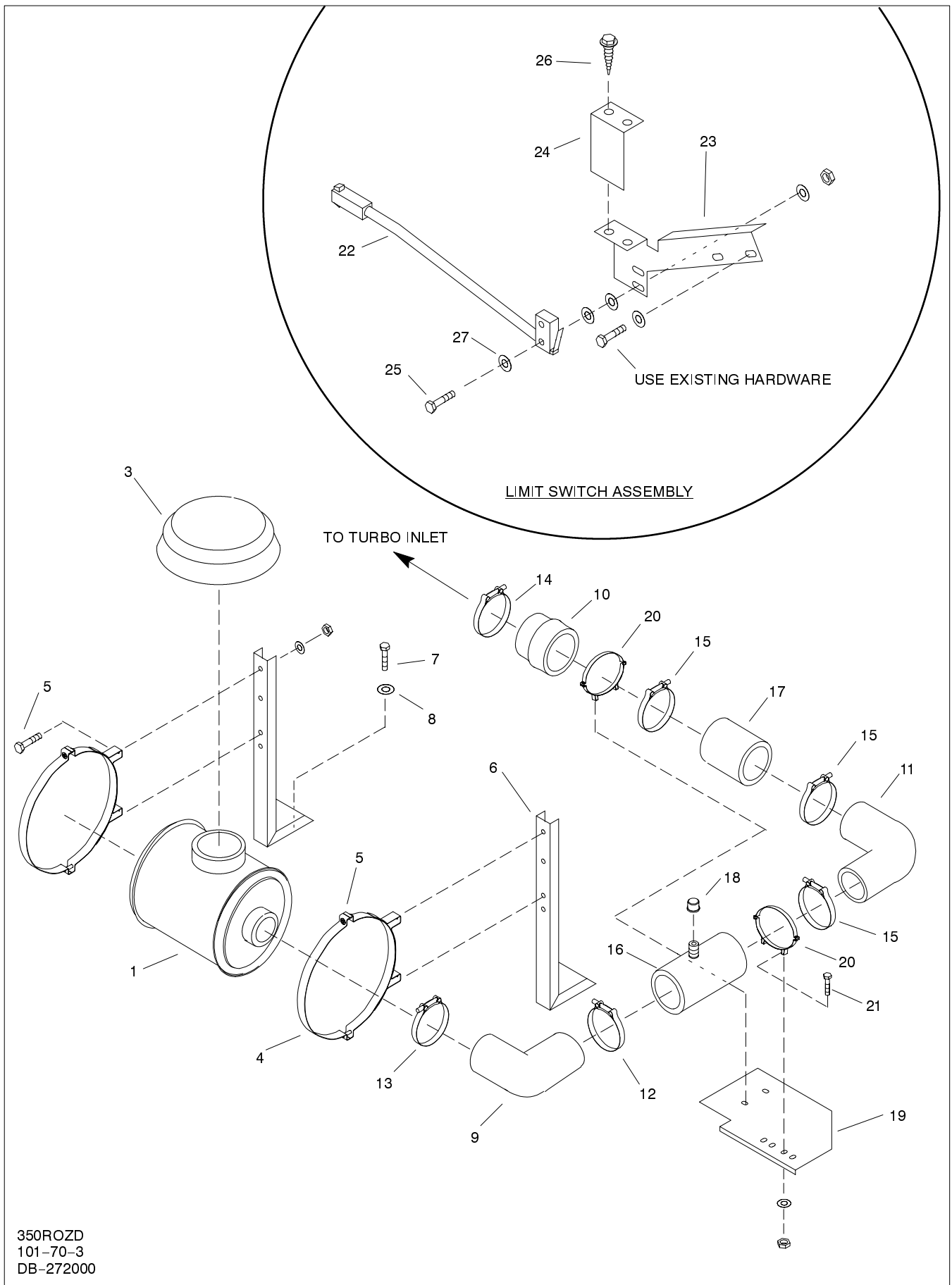
#### Lock Washers

$\frac{5}{8}$   
Internal Dimension

**Figure 5. Nuts and Washers**

# Group 101: Air Intake

# 350-400ROZD



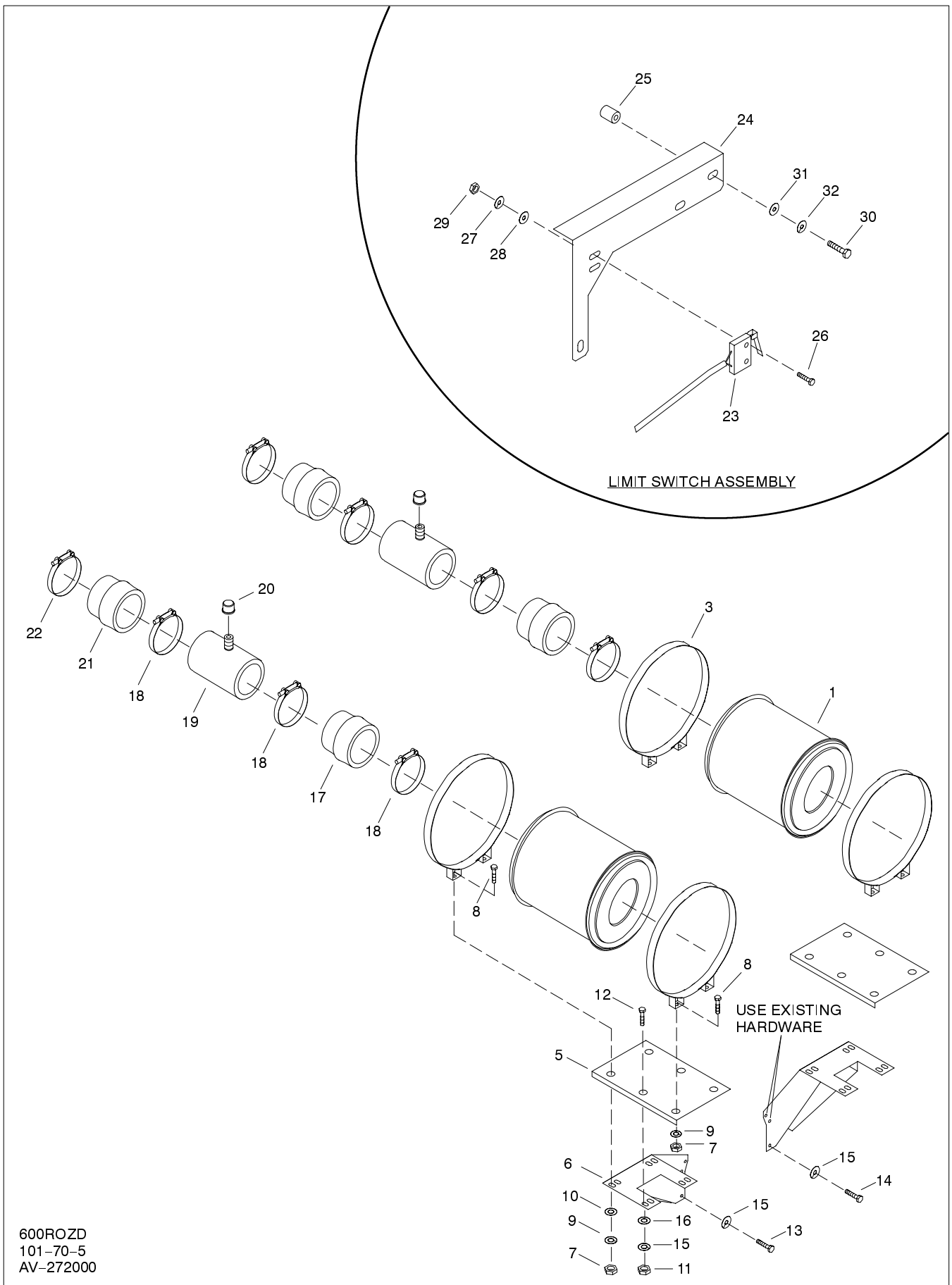
# 350-400ROZD

# Group 101: Air Intake

Item	Qty.	Description Variation(s)	Part No.	Item	Qty.	Description Variation(s)	Part No.
1	1	Cleaner, air 3	A-272632	11	1	Elbow, 90 deg. 3	272627
	2	Cleaner, air 10	272981	2	2	Elbow, reducing 10	274218
-----				12	1	Clamp, hose 3	279482
2	1	Element (not shown) 3	274680	13	1	Clamp, 6-7/8" hose (band) 3	272960
	1	Element(Not avail. separately. Repl. with item 1.) 10		2	2	Clamp, hose 10	279482
-----				14	1	Clamp, 6" hose (band) 3	291504
3	1	Cap, rain 3	272675	15	3	Clamp, 6-1/2" hose (band) 3	254013
-----				4	4	Clamp, 6-7/8" hose (band) 10	272960
				2	2	Clamp, 5-1/2" hose (band) 10	254344
4	2	Mount, 16 in. air cleaner 3	291666	16	1	Tube assembly 3	274623
	4	Clamp, 13-39/64" hose 10 (band w/mtg.)	272983	2	2	Tube assembly 10	274623
5		3/8-16 hardware 3		2	2	Cap, pipe 10	X-268-7
	8	Screw, 3/8-16 x 1 10	X-6238-11	17	1	Tubing, 6 x 8-1/2 steel 3	X-522-59
	8	Nut, 1/4-20 nylon lock 10	X-101-13	18	1	Cap, pipe 3	X-268-7
-----				-----			
6	2	Bracket, air cleaner (L-shaped) 3	274595	19	1	Deflector, heat 3	272832
	1	Plate, mounting (horizontal) 10	274223	20	2	Mount, 6-1/2 in. air cleaner 3	258279
	1	Bracket, mtg. (mtg. plate front) 10	274225	21		3/8-16 hardware 3	
	2	Bracket, air cleaner (L-shaped) 10	274224	-----			
	2	Screw, 3/8-16 x 1-1/4 10	X-6238-4	22	1	Switch assembly 3,10	272790
	1	Screw, 3/8-16 x 4-1/2 10	X-6238-13	23	1	Bracket, mounting 3	279740
	4	Nut, 1/4-20 nylon lock 10	X-101-13	1	1	Bracket, mounting 10	274884
	2	Washer, 7/16 x 1 x 5/64 plain 10	X-25-1	24	1	Guard, limit switch 3	279562
7	4	Screw, 7/16-14 x 1 3,10	X-6024-2	25	2	Screw, #6-32 x 7/8 3,10	X-49-3
8		7/16-14 hardware 3,10		26	2	Screw, drill 3	X-794-2
-----				27	2	#6-32 hardware 3,10	
9	1	Hose, elbow 90 deg. 3	272663	-----			
	2	Hose, elbow 90 deg. 10	272663				
10	1	Hose, hump 3	274221				

# Group 101: Air Intake

# 450-800ROZD



600ROZD  
101-70-5  
AV-272000

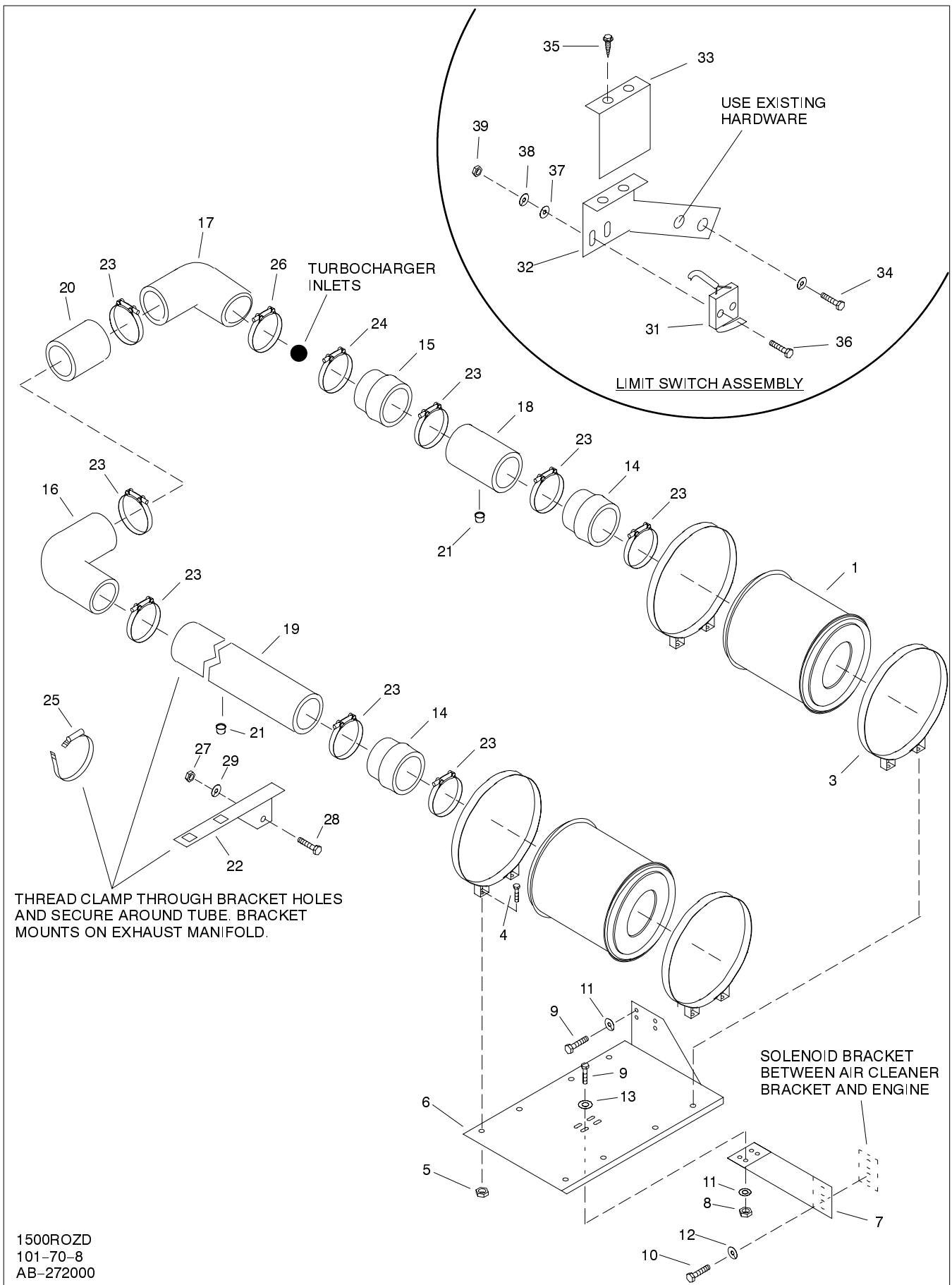
# 450-800ROZD

# Group 101: Air Intake

Item	Qty.	Description Variation(s)	Part No.	Item	Qty.	Description Variation(s)	Part No.
1	2	Cleaner, air 5,11	272981	17	2	Hose, hump 5,6,11	291679
	2	Cleaner, air 6	A-291664	18	6	Clamp, 7-7/8" hose (band) 5,6,11	280998
		-----		19	2	Tube assembly 5,11	274624
2	1	Element(Not avail. separately. Repl. with item 1.) 5,11		2	2	Tube assembly 6	274619
	2	Element (not shown) 6	274683	20	2	Cap, pipe 5,6,11	X-268-7
		-----		21	2	Hose, hump 5,6	291560
3	4	Clamp, 13-39/64" hose 5,11 (band w/mtg.)	272983	2	2	Hose, hump 11	274430
	4	Mount, 16 in. air cleaner 6	291666	22	2	Clamp, 6" hose (band) 5,6	291504
4	2	Cap, inlet (not shown) 6	291665	2	2	Clamp, 5-1/2" hose (band) 11	254344
5	2	Support plate, air cleaner 5,11	274310			-----	
6	1	Bracket, RH air cleaner 5,6,11	274285	23	1	Switch assembly 5,6,11	272790
	1	Bracket, LH air cleaner 5,6,11	274286	24	1	Bracket, switch mounting 5,6,11	274312
7	8	Nut, 3/8-16 5,6,11	X-83-2	25	3	Spacer, .281 x .500 x .37 5,6,11	265861
8	8	Screw, 3/8-16 x 1 5,6,11	X-6238-11	26	2	Screw, #6-32 x 3/4 5,6,11	X-49-6
9	8	Washer, 3/8 split lock 5,6,11	X-22-1	27	2	Washer, #6 split lock 5,6,11	X-18-1
10	4	Washer, 15/32 x 13/16 5,6,11	X-25-37	28	2	Washer, 5/32 x 3/8 x 3/64 plain 5,6,11	X-25-9
11	4	Nut, 3/8-16 5,11	X-83-2	29	2	Nut, #6-32 5,6,11	X-71-2
12	4	Screw, 3/8-16 x 1 5,11	X-6238-11	30	3	Screw, 1/4-20 x 1 5,6,11	X-465-7
13	3	Screw, 3/8-24 x 4 5,6,11	X-6238-22	31	3	Washer, 9/32 x 5/8 5,6,11	X-25-40
14	1	Screw, 3/8-16 x 4-1/2 5,6,11	X-6238-13	32	3	Washer, 1/4 split lock 5,6,11	X-20-1
15	8	Washer, 3/8 split lock 5,11	X-22-1			-----	
	4	Washer, 3/8 split lock 6	X-22-1				
16	4	Washer, 15/32 x 13/16 5,6,11	X-25-37				
		-----					

# Group 101: Air Intake

# 900-1500ROZD



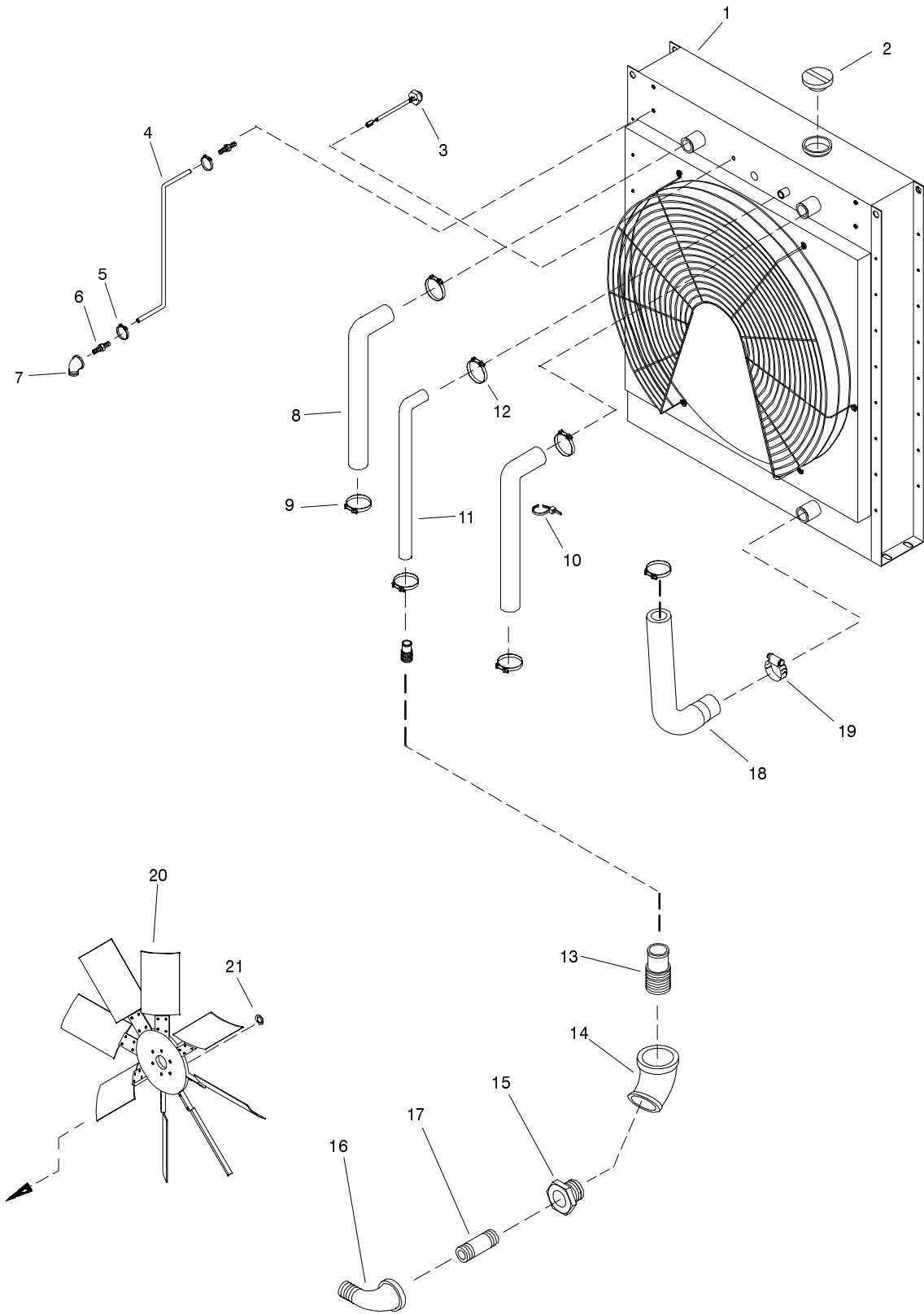
# 900-1500ROZD

# Group 101: Air Intake

Item	Qty.	Description Variation(s)	Part No.	Item	Qty.	Description Variation(s)	Part No.
1	4	Cleaner, air 7	A-272896	16	4	Hose, elbow 90 deg. 7	274240
	4	Cleaner, air 8	274821		2	Hose, elbow 90 deg. (7 - 7 ID) 8,15	291678
	4	Cleaner, air 15	272981	17	2	Hose, elbow 90 deg. (5-1/2 - 7 ID) 8	291567
-----					2	Hose, elbow 90 deg. (5 - 7 ID) 15	274240
2	4	Element (not shown) 7,8	274252	18	2	Tube assembly 7 OD x 10.4 in. 8	274819
	1	Element (Not avail. separately. Repl. with item 1.) 15			2	Tube assembly 7OD x 5 in. 15	274664
-----					19	Tube assembly 7 OD x 46.6 in. 8	274820
					2	Tube assembly 7 OD x 41.2 in. 15	274663
3	4	Mount, 13-5/8 in. air cleaner 7	274242	20	2	Tubing, steel 8,15	X-522-66
	8	Clamp, 13-39/64" (air dnr. mtg.) 8,15	272983	21	4	Cap, pipe 7,8,15	X-268-7
4	8	Screw, 7/16-14 x 1 7	X-6024-2	22	2	Bracket, air intake tube support 8,15	274617
	16	Screw, 3/8-16 x 1 8,15	X-6238-11	23	4	Clamp, 7-7/8" hose (band) 7	280998
5	8	Washer, 15/32 x 59/64 7 (not shown)	X-25-34	16	Clamp, 7-7/8" hose (band) 8,15	280998	
	8	Nut, 7/16-14 7 (not shown)	X-79-2	24	2	Clamp, 6" hose (band) 8	291504
	8	Washer, 7/16 split lock 7 (not shown)	X-23-1	4	Clamp, 5-1/2" hose (band) 15	254344	
	16	Nut, 3/8-16 nylon lock 8,15	X-101-13	25	2	Clamp, 7-1/2" hose (band) 8,15	291559
-----					26	Clamp, 5-1/2" hose (band) 7	254344
6	2	Bracket, mounting (air cleaner) 7	274243		2	Clamp, hose 8	274976
	1	Bracket, RH air cleaner 8,15	274613		2	Clamp, 5-1/2" hose (band) 8	254344
	1	Bracket, LH air cleaner 8,15	274615	27	4	Nut, 3/8-16 8,15	X-83-2
7	1	Bracket, RH air cleaner 8,15	274614	28	4	Screw, 3/8-16 x 1 8,15	X-6238-11
	1	Bracket, LH air cleaner 8,15	274616	29	4	Washer, 3/8 split lock 8,15	X-22-1
8	8	Nut, 1/2-13 7	X-89-8	30	4	Washer, 7/16 x 1 x 5/64 plain 15 (not shown)	X-25-1
	8	Nut, 3/8-16 8	X-83-2	-----			
	8	Nut, 3/8-16 nylon lock 15	X-101-13	31	1	Switch assembly 7,8,15	272790
9	8	Screw, 1/2-13 x 2.0 7	X-129-21	32	1	Bracket, mounting 7,8,15	279565
	16	Screw, 3/8-16 x 1 8,15	X-6238-11	33	1	Guard, limit switch 7,8,15	279562
10	2	Screw, 5/8-11 x 1-14 8,15	X-6021-4	34		1/4-20 hardware 7,8,15	
11	8	Washer, 1/2 split lock 7	X-24-6	35	2	Screw, drill 7,8,15	X-794-2
	16	Washer, 3/8 split lock 8	X-22-1	36	2	Screw, #6-32 x 7/8 7,8,15	X-49-3
12	2	Washer, 5/8 split lock 8,15	X-22-43	37	2	Washer, 5/32 x 3/8 x 3/64 plain 7,8,15	X-25-9
13	8	Washer, 7/16 x 1 x 5/64 plain 8,15	X-25-1	38	2	Washer, #6 split lock 7,8,15	X-18-1
-----					39	Nut, #6-32 7,8,15	X-71-2
14	4	Hose, hump 8,15	291679	-----			
15	2	Hose, hump 8,15	291560	-----			

# Group 104: Cooling System

# 350-400ROZD



350ROZD  
104-70-3  
AM-272000

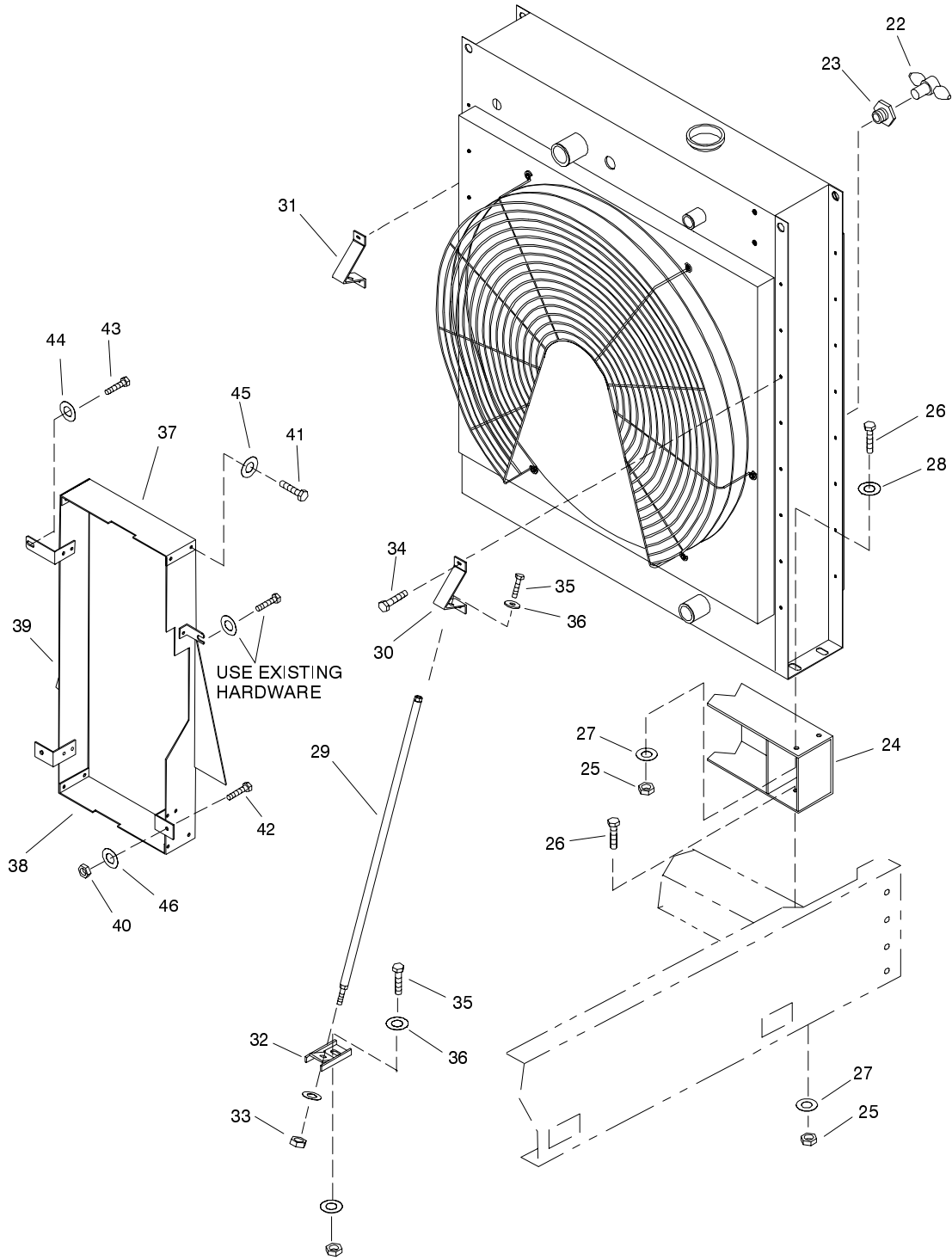
# 350-400ROZD

# Group 104: Cooling System

Item	Qty.	Description Variation(s)	Part No.	Item	Qty.	Description Variation(s)	Part No.
1	1	Radiator assembly 3	A-272643	9	4	Clamp, 3 in. hose 3 & 12 (up to 3/91)	250081
	1	Radiator assembly 12,18	A-274274		4	Clamp, hose 2-7/16 min. dia. 3 (as of 3/91)	279604
		-----			4	Clamp, 2-13/16 in. hose 12 (as of 3/91), 18	275527
2	1	Cap, radiator 3,12,18	224357	10	1	Tie, 14 in. cable 3	X-468-4
3	1	Switch assembly, level 3,12,18	273469		4	Tie, 14 in. cable 12,18	X-468-4
		-----				-----	
4	2	Line, 1/2 ID x 30 (vents) 3	X-422-25	11	1	Hose, 1-1/4 ID x 54 (rad. bypass) 3,12,18	X-6014-30
	1	Line, 1/4 ID x 30 (left vent) 12	X-386-75	12	2	Clamp, 1-3/4 in. hose 3,12,18	X-426-8
	1	Line, 1/4 ID x 36 (right vent) 12	X-386-81	13	1	Adapter, hose 3,12,18	272930
	2	Hose, rubber 3/8 ID x 28 in. 18	X-651-15	14	1	Elbow, 1 NPT, 90 deg. 3,12,18	151385
5	4	Clamp, 1 in. hose 3,18	X-426-10	15	1	Bushing, reducer 3,12,18	X-202-1
	4	Clamp, 5/8 in. hose 12	X-426-9	16	1	Elbow, 45 deg. 1 NPT 3,12,18	SA-472
6	4	Adapter, 1/2 x 1/2 NPT hose 3	X-582-5	17	1	Nipple, pipe 3,12,18	X-206-2
	2	Fitting, 1/4 x 1/4 NPT hose 12	X-652-3			-----	
	3	Fitting, 3/8 x 1/4 NPT hose 18	X-652-1	18	1	Hose, lower radiator 3	272670
7	2	Elbow, 1/2 NPT street 3	X-211-1		1	Hose, lower radiator 12,18	274270
	2	Elbow conn., 90 deg., 1/4 x 1/4 NPT 12	X-391-20	19	2	Clamp, 3-3/4 in. hose 3	X-426-1
	2	Elbow conn., 90 deg., 3/8 x 1/4 NPT 18	X-391-16		2	Clamp, 4-7/8 in. hose 12	X-426-5
	2	Bushing, 3/4 F x 1/4 M reducer 12	X-202-39		2	Clamp, 4 in. hose 18	291537
	1	Bushing, 3/4 F x 1/4 M reducer 18	X-202-39			-----	
	2	Bushing, 1/4 F x 1/2 M reducer 12,18	X-202-12			-----	
		-----		20	1	Fan 3,12,18	274756
8	2	Hose, 2-1/4 ID x 26 in upper rad. 3	X-613-7	21	6	Washer, 17/32 x 1-1/16 x 1/16 3,12,18 hardened	290945
	2	Hose, 2-1/2 ID x 28 (upper rad.) 12,18	X-542-2			-----	

# Group 104: Cooling System

# 350-400ROZD



350ROZD  
104-70-3  
AM-272000

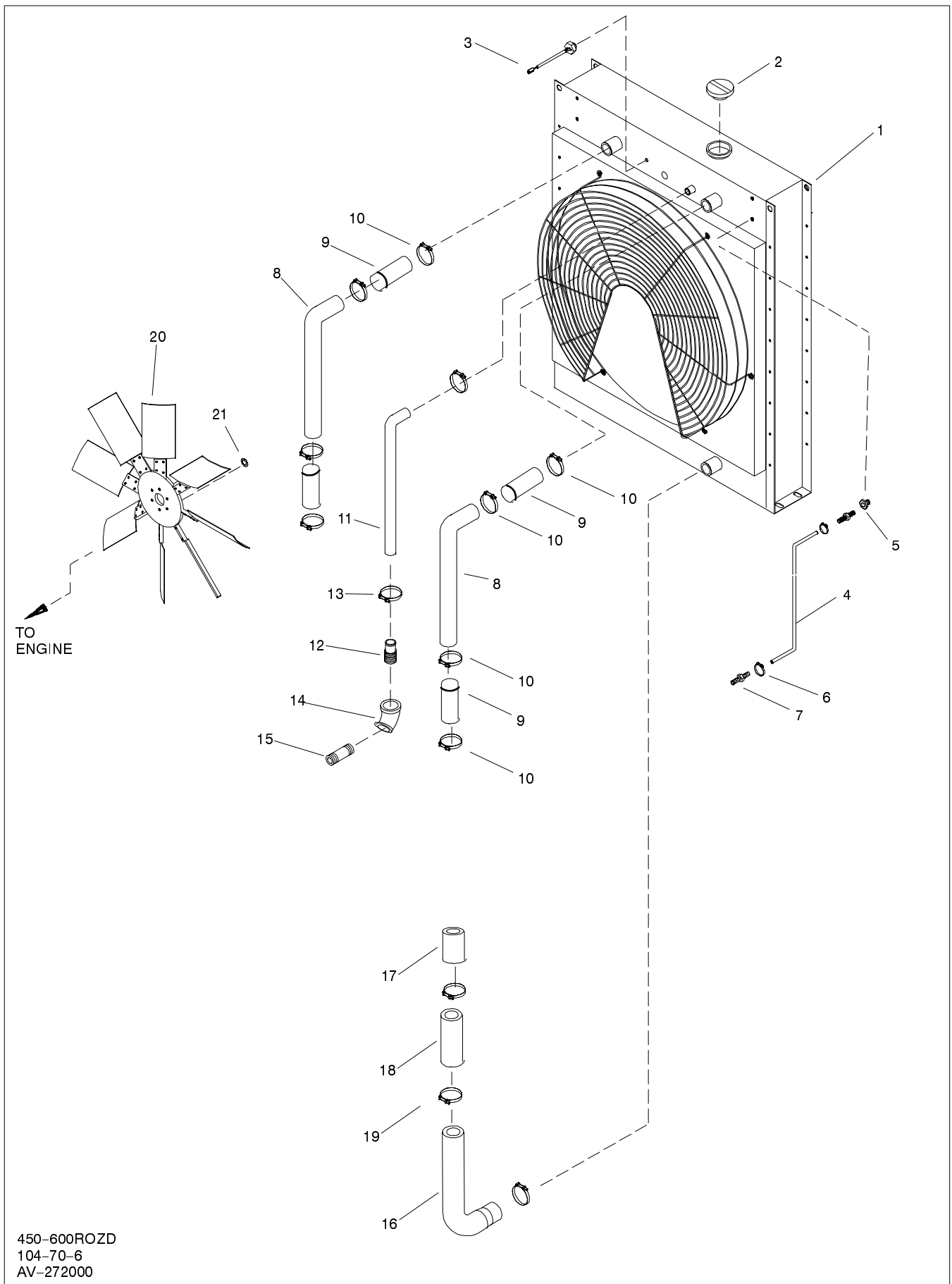
# 350-400ROZD

# Group 104: Cooling System

Item	Qty.	Description Variation(s)	Part No.	Item	Qty.	Description Variation(s)	Part No.
22	1	Valve, 3/8 NPT drain 3,12,18	X-256-1	37	1	Guard, belt (top) 3	272717
23	1	Bushing, reducer 3/8 F x 1/2 M 3,12,18	X-202-28	1	1	Guard, belt (top) 12,18	274278
24	2	Support, radiator 3,12,18	272789	38	1	Guard, belt (RH) 3	272741
25	8	Nut, 5/8-11 3,12	X-85-3	1	1	Guard, belt (RH) 12,18	274277
26	8	Screw, 5/8-11 x 1-1/2 3,12	X-6021-2	39	1	Guard, belt (LH) 3	272740
27	8	Washer, 5/8 split lock 3,12	X-24-1	1	1	Guard, belt (LH) 12,18	274276
28	4	Washer, 21/32 x 15/16 x 3/32 plain 3,12 5/8-11 hardware 18	X-25-15	40	2	Nut, 5/16-18 3	X-82-2
29	2	Brace, radiator 3,12,18	272692	41	4	Screw, 1/4-20 x 1/2 3,12 1/4-20 hardware 18	X-465-6
30	1	Bracket, upper RH brace support 3,12,18	274301	42	2	Screw, 5/16-18 x 3/4 3 7/16-14 hardware 18	X-125-3
31	1	Bracket, upper LH brace support 3,12,18	272636	2	2	Screw, 7/16-14 x 1 12,18	X-6024-2
32	2	Bracket, lower radiator 3,12,18	272682	43	1	Screw, 3/8-16 x 5-1/2 3 3/8 hardware 18	X-6238-18
33	6	Nut, 1/2-13 3,12	X-89-8	44	1	Washer, 13/32 x 13/16 plain 3	X-25-37
34	4	Screw, 1/4-20 x 1 3,12 1/4-20 hardware 18	X-465-7	3	3	Washer, 13/32 x 13/16 plain 12	X-25-37
35	4	Screw, 1/2-13 x 1 3,12 1/2-13 hardware 18	X-129-17	45	4	Washer, 1/4 split lock 3,12	X-20-1
36	6	Washer, 1/2 split lock 3,12	X-24-6	46	2	Washer, 5/16 lock 3	X-21-1
				2	2	Washer, 7/16 split lock 12	X-23-1

# Group 104: Cooling System

# 450-800ROZD



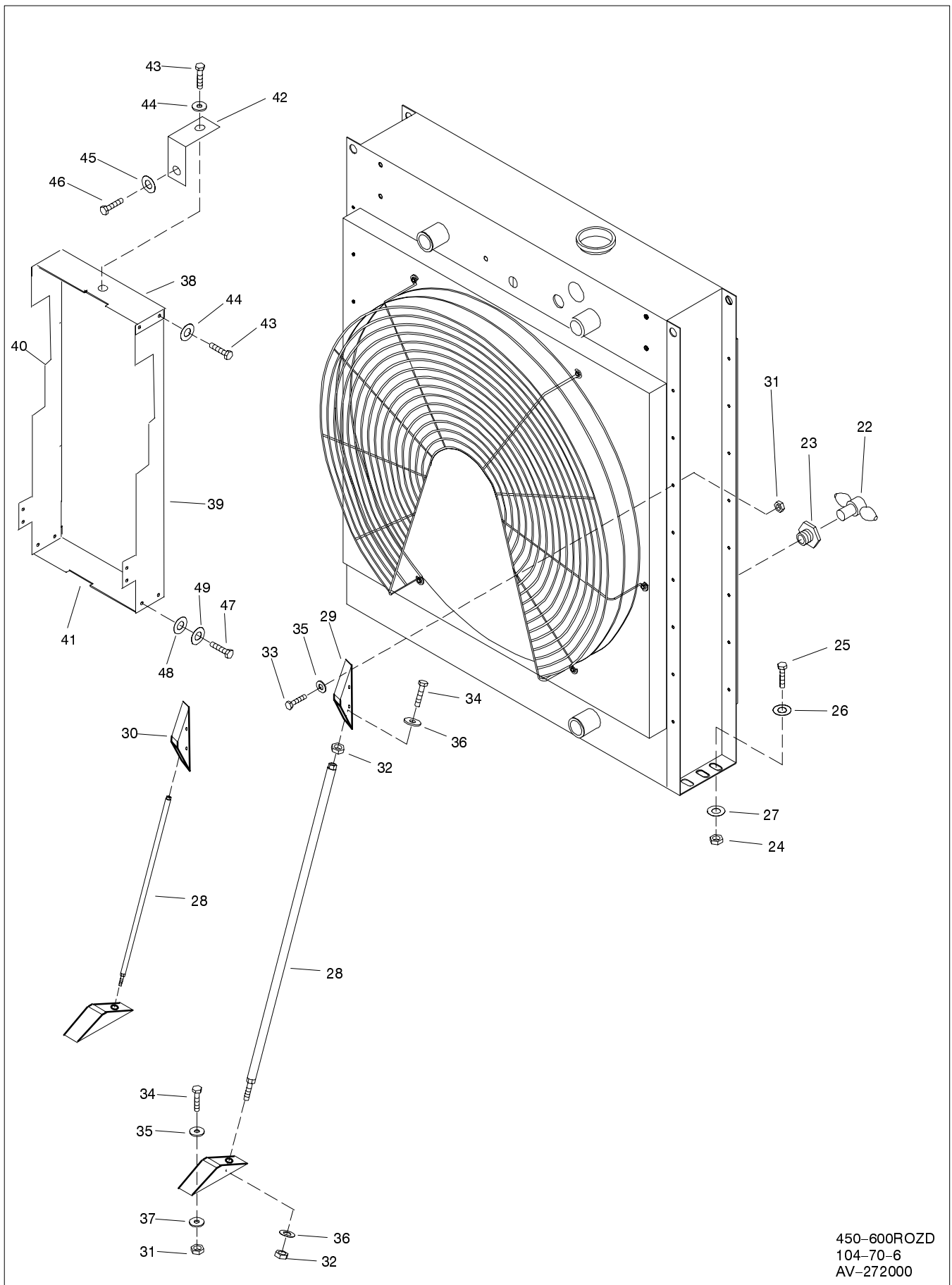
# 450-800ROZD

# Group 104: Cooling System

Item	Qty.	Description Variation(s)	Part No.	Item	Qty.	Description Variation(s)	Part No.
1	1	Radiator assembly 6	A-272949	1	Adapter, hose 13	X-751-4	
	1	Radiator assembly 13	A-274309	1	Bushing, reducer 1 F x 1-1/2 M 13	X-202-11	
	1	Radiator assembly 17	A-272858	13	2 Clamp, 1-3/4 in. hose 6,13,17	X-426-8	
-----					1	Coupling pipe 1-1/2 NPSC 13	X-216-21
2	1	Cap, radiator 6,13,17	224357	14	1 Elbow, pipe 6,13,17	X-215-15	
3	1	Switch assembly, level 6,13,17	273469	15	1 Nipple, 1 NPTF x 3" pipe 6,17	X-218-22	
-----					1	Nipple, 1 x 1-1/2 pipe 13	X-218-24
4	1	Line, 3/8 ID (vent) 6	X-651-11	-----			
	1	Line, 3/8 ID x 54 in. 13,17	X-651-12	16	1 Hose, lower radiator 6	272988	
5	1	Bushing, reducer 1/4 F x 1/2 M 6,13,17	X-202-12	1	Hose, lower radiator 13	274402	
6	2	Clamp, 5/8 in. hose 6,13,17	X-426-9	1	Hose, lower radiator 17	272971	
7	2	Fitting, 3/8 x 1/4 NPT hose 6,17	X-652-1	17	1 Hose, 4 ID x 6 (on lower rad.) 6,13,17	X-6014-31	
-----				18	1 Tube, lower radiator 6	272989	
8	2	Tube, upper radiator 6	272972	1	Tube, lower radiator 13,17	272973	
	2	Tube, upper radiator 13,17	274401	19	4 Clamp, 4-1/2 in. hose (band) 6,13,17	274545	
9	4	Hose, 3" ID 6	X-6014-53	-----			
	4	Hose, 3 ID x 7 in. radiator 17	X-507-6	20	1 Fan 6	274757	
	2	Hose, 3 ID x 7 in. radiator 13	X-507-6	1	Fan assembly 13	A-274321	
	2	Hose, 3 ID x 13 in. 13	X-507-5	1	Fan assembly 17	A-274715	
10	8	Clamp, 3-1/2 in. hose (band) 6,13,17	291542	1	Spacer, fan (not shown) 13,17	274322	
-----				6	Screw, 1/2-13 x 2, Gr. 8 (not shown) 13,17	X-129-47	
11	1	Hose, 1-1/4 ID x 54 (rad. bypass) 6	X-6014-30	21	6 Washer, 17/32 x 1-1/16 x 1/16 6,13,17 hardened	290945	
	1	Hose, 1-1/4 ID x 76" (rad. bypass) 17	X-6014-52	3	Washer, 13/32 x 13/16 x 5/64 13,17 hardened	X-801-3	
	1	Hose, 1-1/2 ID x 76 in. 13	X-6014-33	-----			
12	1	Adapter, hose 6,17	272930				

# Group 104: Cooling System

# 450-800ROZD



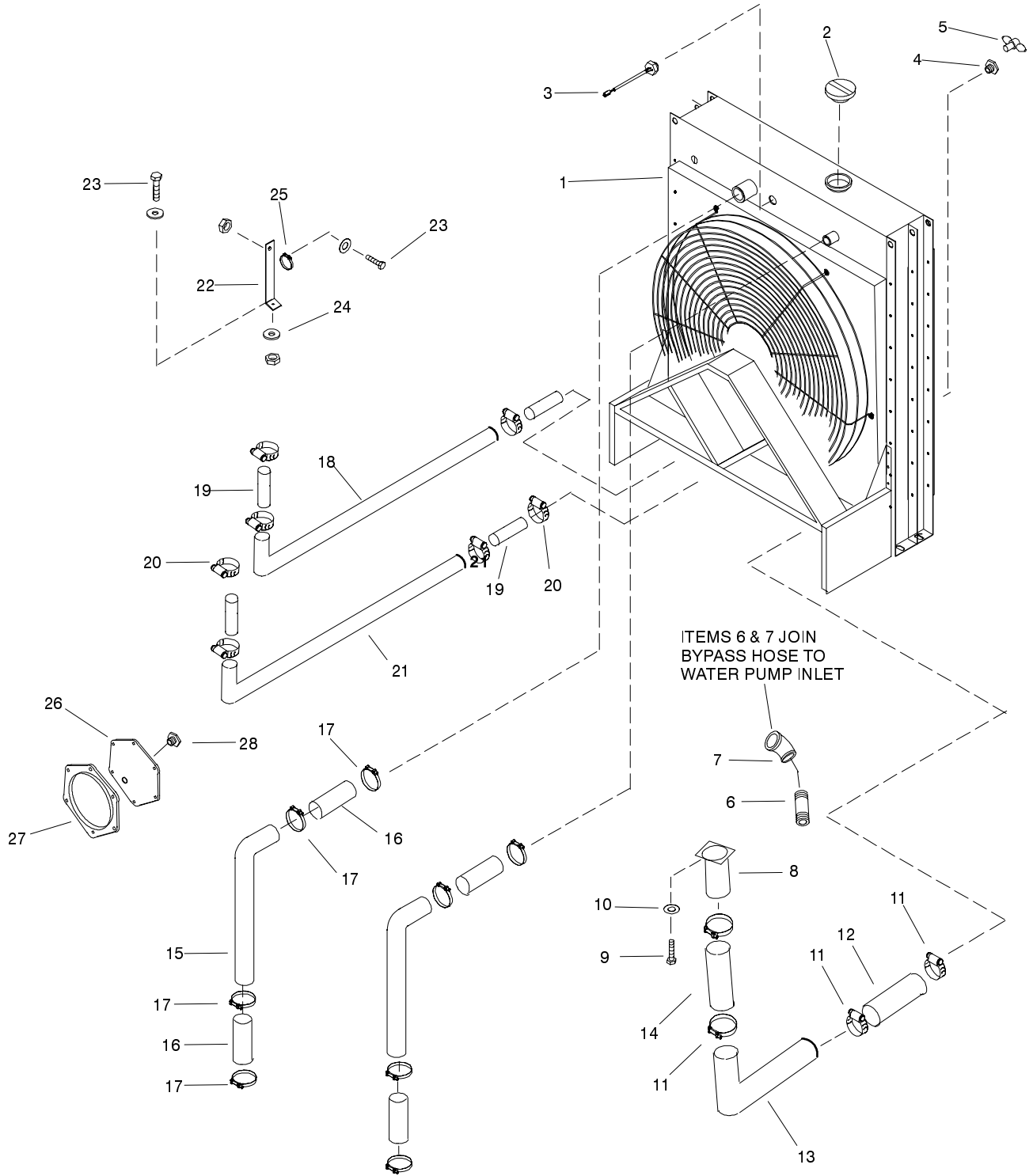
# 450-800ROZD

# Group 104: Cooling System

Item	Qty.	Description Variation(s)	Part No.	Item	Qty.	Description Variation(s)	Part No.
22	1	Valve, 3/8 NPT drain 6,13,17	X-256-1	38	1	Guard, belt (top) 6	274594
23	1	Bushing, reducer 3/8 F x 1/2 M 6,13,17	X-202-28	39	1	Guard, belt (RH) 6	274428
		-----			1	Guard, belt (RH) 13,17	274562
24	6	Nut, 5/8-11 6,13,17	X-85-3	40	1	Guard, belt (LH) 6	274429
25	6	Screw, 5/8-11 x 1-3/4, 6,13,17	X-6021-1	1	1	Guard, belt (LH) 13,17	274563
26	6	Washer, 5/8 split lock 6,13	X-24-1	41	1	Guard, belt (bottom) 6,13,17	274801
	6	Washer, 5/8 split lock 17	X-24-2	42	1	Bracket, top belt guard mtg. 6	279595
27	6	Washer, 21/32 x 15/16 x 3/32 plain 6,13,17	X-25-15	1	1	Bracket, guard support (top right) 13,17	274716
		-----		43	5	Screw, 1/4-20 x 1/2, 6	X-465-6
28	2	Brace, radiator 6	279541	2	2	Screw, 5/16-18 x 3/4, 13,17	X-125-3
	2	Brace, radiator 13	274257	7	7	Screw, 1/4-20 x 5/8, 13,17	X-465-2
	2	Brace, radiator 17	279540	1	1	Nut, 1/4-20 13,17	X-81-1
29	2	Bracket, RH rad. 6	279544	2	2	Nut, 5/16-18 13,17	X-82-2
	2	Support, RH radiator 13	274259	44	5	Washer, 1/4 split lock 6	X-20-1
	2	Bracket, RH rad. 17	279542	7	7	Washer, 1/4 split lock 13,17	X-20-1
30	2	Bracket, LH rad. 6	279545	45	1	Washer, 3/8 split lock 6,13,17	X-22-1
	2	Support, LH radiator 13	274260	46	1	Screw, 3/8-16 x 1 6,13,17	X-6238-11
	2	Bracket, LH rad. 17	279543	2	2	Washer, 5/16 split lock 13,17	X-21-1
31	8	Nut, 5/8-11 6,13,17	X-85-3	47	2	Screw, 9/16-12 x 1 6	X-6244-1
32	4	Nut, 3/4-10 hex 6,17	X-88-12	3	3	Screw, 9/16-12 x 1 13,17	X-6244-1
33	4	Screw, 5/8-11 x 1-1/2, 6,13,17	X-6021-2	48	2	Washer, 21/32 x 15/16 x 3/32 plain 6	X-25-15
34	4	Screw, 5/8-11 x 2-1/4, 6,13	X-6021-5	3	3	Washer, 21/32 x 15/16 x 3/32 plain 13,17	X-25-15
	2	Screw, 3/4-10 x 1-1/2 hardened 6	X-6239-2	49	2	Washer, 5/8 split lock 6	X-24-1
	2	Screw, 3/4-10 x 1 hardened 17	X-6239-3	3	3	Washer, 5/8 split lock 13,17	X-24-1
		-----				-----	
35	8	Washer, 5/8 split lock 6,13,17	X-24-1				
36	2	Washer, 3/4 lock 6,17	X-26-10				
37	4	Washer, 11/16 ID beveled 6,13,17	X-6011-3				
		-----					

# Group 104: Cooling System

# 900-1500ROZD

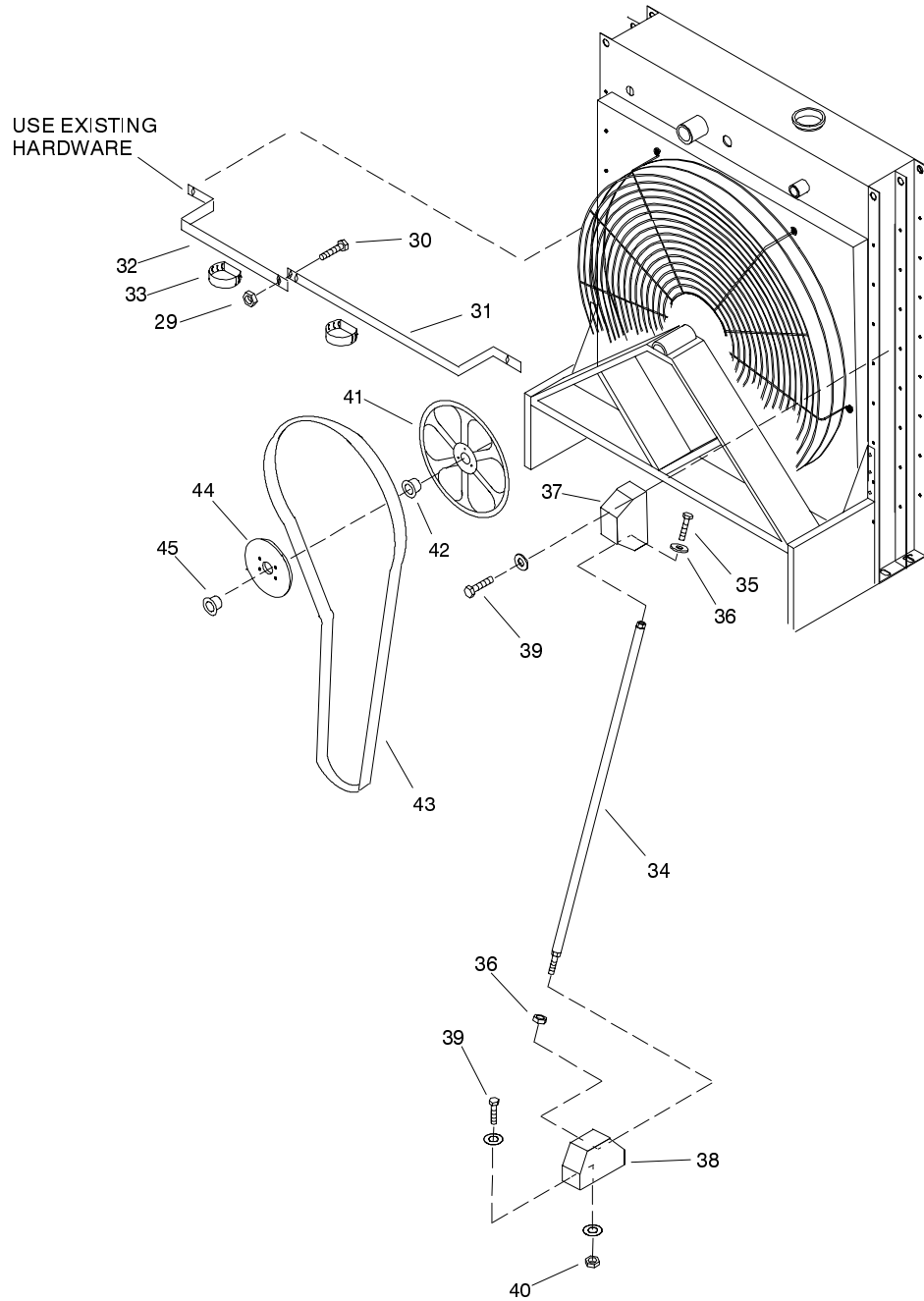


1500ROZD  
104-70-10  
AB-272000

# 900-1500ROZD

# Group 104: Cooling System

Item	Qty.	Description Variation(s)	Part No.	Item	Qty.	Description Variation(s)	Part No.
1	1	Radiator assembly 8	A-272883	4	Clamp, 3-1/4 in. hose (not shown) 8,9	X-426-3	
	1	Radiator assembly 9	A-272884	2	Pipe, radiator inlet 10,19	274897	
	1	Radiator assembly 10	A-274823	1	Tube, bypass 16	274887	
	1	Radiator assembly 16	A-272947	8	Tie, cable (not shown) 8,9,10,19	X-468-7	
	1	Radiator assembly 19	A-279537	13	Tie, cable (not shown) 16	X-468-7	
-----				16	4	Hose, 3-1/2 ID x 8in. 10,19	X-6014-41
2	1	Cap, radiator 8,9	224357	4	Hose, 3-1/2, ID x 4 8,9	X-6006-3	
	1	Cap, radiator 10,19	224359	17	8	Clamp, 4 in. hose 10,16	291537
3	1	Switch assembly, level 8,9,10,16,19	273469	8	8	Clamp, hose 19	274824
-----				8	8	Clamp, hose 3-3/4 8	291537
4	2	Bushing, reducer 3/8F x 1/2 M 8,9,10,16,19	X-202-28	2	2	Plug, 1NPT pipe (replace existing square-headed plugs) 8	X-75-22
5	2	Valve, 3/8 NPT drain 8,9,10,16,19	X-256-1	-----			
-----				18	1	Pipe, intercooler return 10	274896
6	1	Nipple, 1-1/2NPT x 4 in. 10,19	X-205-7	1	1	Pipe, return 16	274586
7	1	Elbow, 45 deg. 10,19	X-225-3	1	1	Pipe, intercooler return 19	279570
	1	Hose, 1-1/2 ID x 76 (bypass hose) (not shown) 8,9	X-6014-33	19	4	Hose, 2 ID x 5 in. 10,19	X-6014-8
	1	Adapter, 1-1/2 ID x 1-1/2 NPT (not shown) 8,9	X751-4	5	5	Hose, 2 ID x 8 in. 16	X-6014-8
	2	Clamp, 1-3/8 in. hose 8,9	X-426-4	20	8	Clamp, 4-7/8 in hose (band) 10,19	249887
-----				8	8	Clamp, hose 16	279537
8	1	Tube, inlet 8,9,10,19	274265	21	1	Pipe, intercooler supply 10	274895
	1	Gasket, inlet (not shown) 8,9,10,16,19	274300	1	1	Pipe, intercooler supply 19	279571
9	4	Screw, 3/8-16 x 1 8,9,10,16,19	X-6238-4	1	1	Pipe, 2OD x 112 in return 16	274582
10	4	3/8 washer 8,9,10,19		1	1	Pipe, 2 OD x 33-1/4 in. return 16	274585
11	4	Clamp, 4-7/8 in hose (band) 8,9,10,16,19	274443	22	2	Bracket, mounting 10,19	279499
12	1	Hose, 4-1/2 ID x 5 in. radiator 10,19	X-6014-34	1	1	Bracket, 'L' mounting 16	274886
13	2	Pipe, radiator inlet 10,19	274907	23		1/4-20 hardware 10,16,19	
	1	Plug, pipe (not shown) 10,19	X-75-6	24	2	Washer, beveled 10	X-6011-4
14	1	Hose, radiator 10,19	X-6014-51	25	2	Clamp, insulated 10,19	X-672-18
	1	Tube, radiator 8,9	274390	3	3	Clamp, insulated 16	X-672-18
-----				-----			
15	2	Tube, upper radiator 8,9	274445	26	1	Cover, pressure sensing 10,19	279558
	2	Line, 1/2 ID (vent hose) (not shown) 8,9	X-422-27	27	1	Gasket, pressure sensing 10,19	278557
		Adapter, 1/2 ID x 3/8NPT (not shown) 8,9	X-582-4	28	1	Plug, pipe 10,19	X-75-41
	2	Adapter, 1/2x1/2 (Air bleed off-not shown) 8,9	X-582-5	-----			

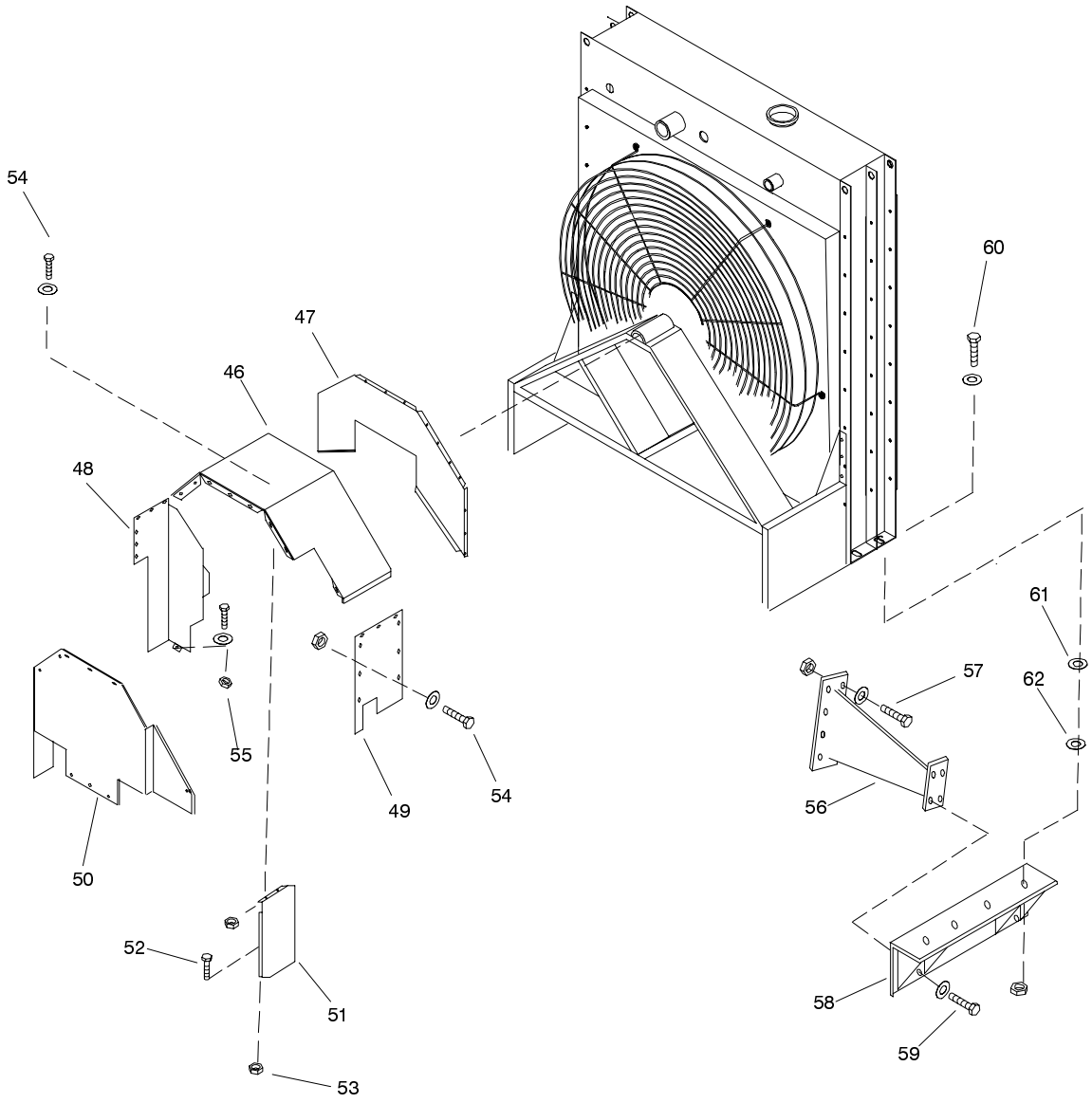


1500ROZD  
104-70-10  
AB-272000

# 900-1500ROZD

# Group 104: Cooling System

Item	Qty.	Description Variation(s)	Part No.	Item	Qty.	Description Variation(s)	Part No.
29	2	Nut, elastic stop 3/8-16 10	X-140-13	40	4	Washer, beveled 8,9,10,16,19	X-6011-3
	2	Nut, elastic 19	X-101-13			-----	
30		3/8-16 hardware 10,19		41	1	Pulley 10,19	274906
31	1	Brace, upper rad. hose 10,19	279582		1	Sheave (not shown) 16	272951
32	1	Brace, upper rad. hose 10,19	279583	42	1	Bushing, puley 10	274905
33	2	Clamp, hose 10,19	291590	43	1	Belt, poly-V 10, 19	274915
		-----			1	Belt 16	272954
34	2	Bracket, radiator support 10,19	279494		1	Belt 8	274440
	2	Brace, radiator 16	279538		1	Belt 9	274385
	2	Brace, radiator 8,9	279539	44	1	Pulley, idler 10,19	274904
35	2	Screw, 3/4-10 x 1-1/2 8,9,10,16,19	X-6239-3	45	1	Bushing, idler 10,19	274903
36		3/4-10 hardware 8,9,10,16,19			1	Fan (not shown) 8	272956
37	1	Support, radiator (R.H.) 10,19	279491		1	Fan (not shown) 9	272969
	1	Support, radiator (R.H.) 16	279542		1	Guard, LH fan (not shown) 9	274247
	1	Support, radiator (L.H.) 10,19	279492		1	Guard, RH fan (not shown) 9	274246
	1	Support, radiator (L.H.) 16	279543	11		Nut, electric stop 1/4-20 (not shown) 9	X-101-8
	2	Support, radiator (R.H.) 8,9	279542	45		Screw, 1/4-20 x 3/4 (not shown) 9	X-465-16
38	1	support, radiator (R.H.) 10,19	279495	6		Screw, 1/2-13 x 5 gr. 8 (not shown) 8,9	X-129-50
	1	support, radiator (R.H.) 16	279542	6		Washer, 17/32 x 1-1/16 x 1/16 8,9 hardened (not shown)	290945
	1	Support, radiator(L.H.) 10,19	279496	38		Washer, 1/4 split lock (not shown) 8,9	X-20-1
	1	Support, radiator(L.H.) 16	279543			-----	
	2	Support, radiator(L.H.) 8,9	279543				
39		5/8-11 hardware 8,9,10,16,19					

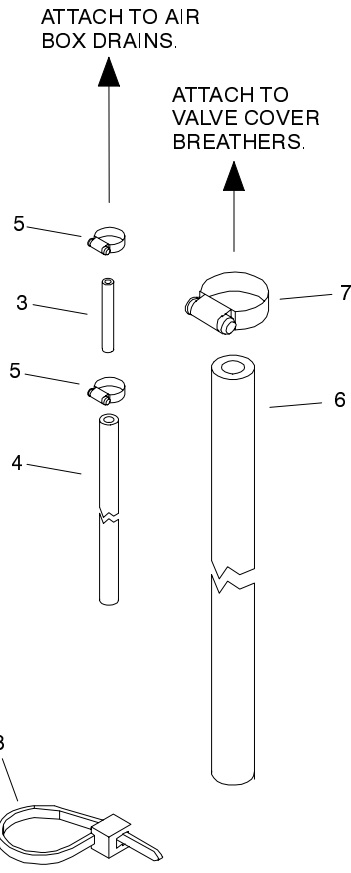
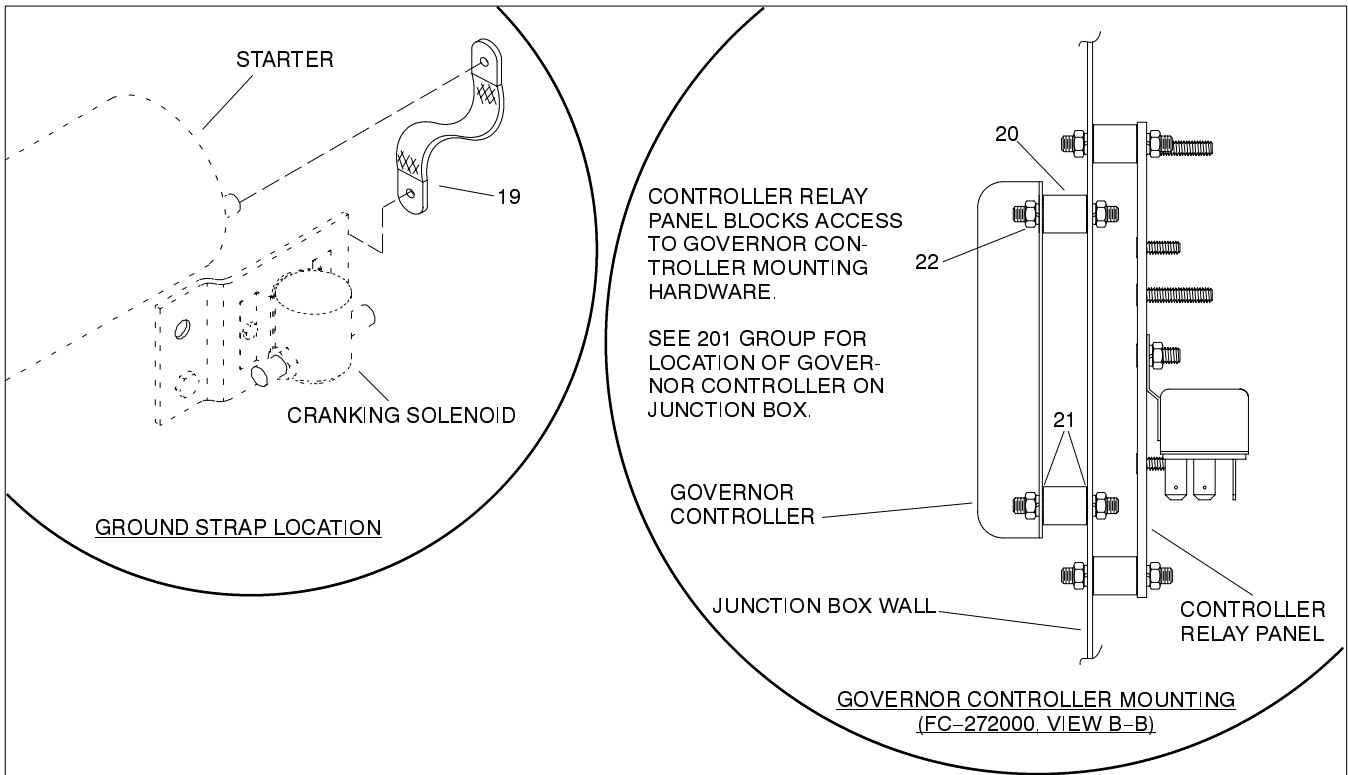


1500ROZD  
104-70-10  
AB-272000

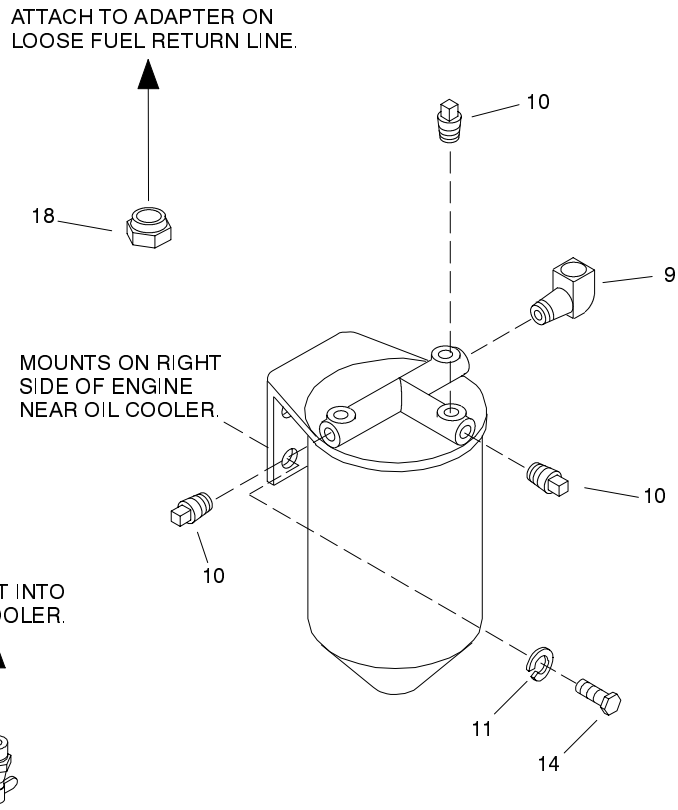
# 900-1500ROZD

# Group 104: Cooling System

Item	Qty.	Description Variation(s)	Part No.	Item	Qty.	Description Variation(s)	Part No.
46	1	Guard, belt (top) 10,19 1/4-20 hardware 10,19	274908	2	Bracket, mounting 22-5/32" (not shown) 16	274536	
	1	Guard, belt (top) 16	272991	2	Bracket, mounting 8-7/8" (not shown) 16	274537	
	1	Guard, belt (top) 8	272629	4	Screw, 3/8-16 x 6-11/2 (not shown) 16	X-6238-25	
	1	Guard, belt (top) 9	274254	4	Washer, 3/8 split lock (not shown) 16	X-22-1	
	1	Brace, belt guard (top) (not shown) 9	274666	52	1/4-20 bolt 10,19		
47	1	Guard, belt (rear) 10	274909	53	Nut, elastic 8,10,19	X-101-8	
	1	Guard, belt(rear) 16	27292	54	1/4-20 hardware 8,9,10,19		
	1	Guard, belt(rear) 19	279662	55	3/8-16 hardware 10,19		
	1	Guard, belt (rear) 8,9	272630	21	Screw, #10-24 x 1/2 lock 16	x-6216-1	
48	1	Guard, belt (LH) 10	274910	12	Screw, #10-24 x 1/2 lock 8	x-6216-1	
	1	Guard, belt (LH) 16	272994	32	Screw, #10-24 x 1/2 lock 9	x-6216-1	
	1	Guard, belt (LH) 19	279572				
	1	Guard, belt (LH) 8	272679				
	1	Bracket, left belt guard (not shown) 8	274825	56	Support, radiator (at skid) 10,19	274894	
	1	Guard, belt (LH) 9	274256	57	5/8-11 hardware 10,19		
49	1	Guard, belt (RH) 10,19	274911	58	Bracket, radiator support 10	274893	
	1	Guard, belt (RH) 16	272993	2	Bracket, radiator support 16	274522	
	1	Guard, belt (RH) 8	272659	2	Bracket, radiator support 19	279568	
	1	Guard, belt (RH) 9	274255	59	1/2-13 hardware 10		
	1	Bracket, belt guard (not shown) 16	279559	60	3/4-10 hardware 10		
	1	Bracket, belt guard (not shown) 8	274826		5/8-11 hardware 16		
		5/8 hardware 16		61	Shim 10,19	279497	
	32	Screw, drill hex. 16	X-794-1	62	Shim 10,19	279498	
50	1	Guard, belt 10,19	279485				
51	2	Bracket, mounting 10,19	274913				



CABLE TIE SECURES VALVE COVER BREATHER AND AIR BOX DRAIN TUBES TOGETHER AT THEIR ENDS.

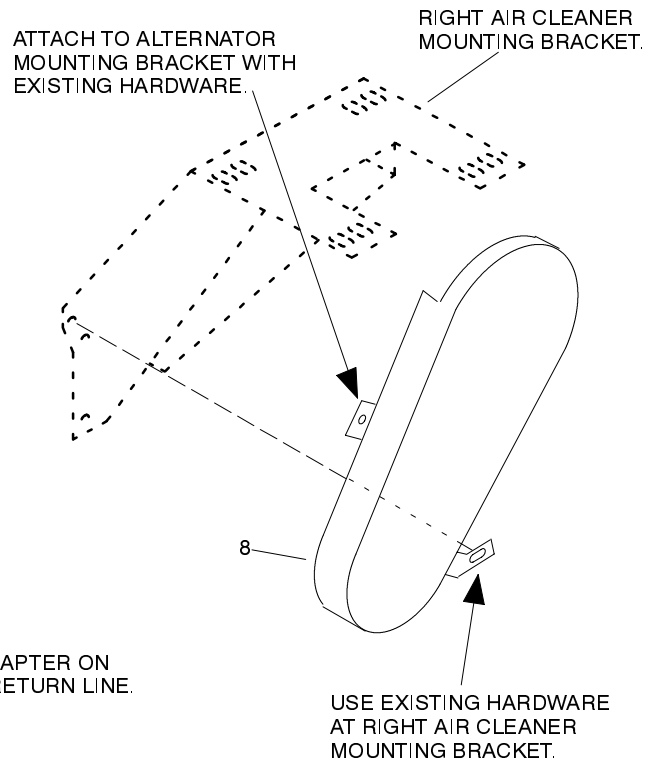
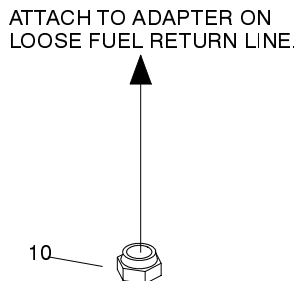
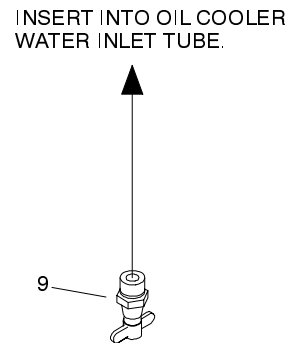
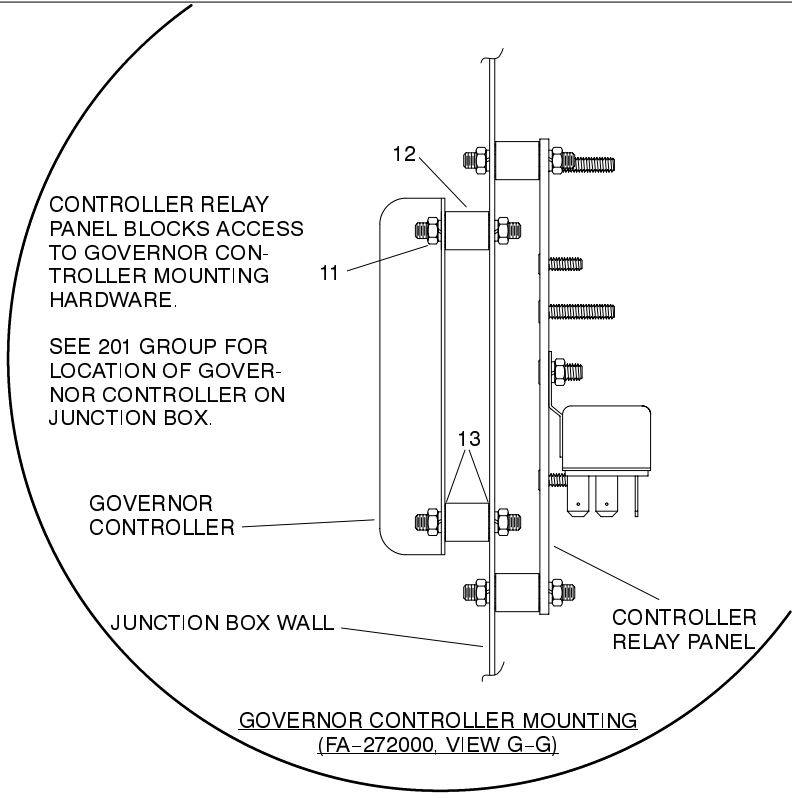
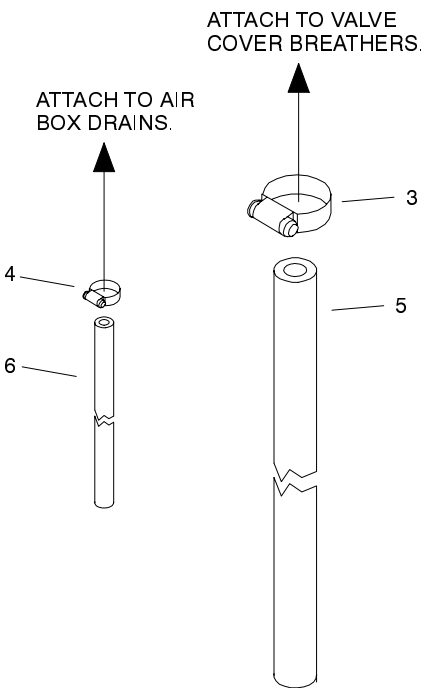


400ROZD  
105-70-21  
DC-272000

# 350-400ROZD

# Group 105: Engine

Item	Qty.	Description Variation(s)	Part No.	Item	Qty.	Description Variation(s)	Part No.
1	1	Engine assembly (8V-92TA) 20	A-272614	9	1	Fitting, fuel 21,34,35	279676
	1	Engine assembly (8V-92TA) 21	A-272615	10	3	Plug, 3/8 NPT pipe 20,21,34,35	X-75-10
	1	Engine assembly (8V-92TA) 34	A-279548	11		3/8 hardware 20,21,34,35	
	1	Engine assembly (8V-92TA) 35	A-272615	12	1	Bracket, fuel filter 20	274227
-----				13	2	Screw, 5/16-18 x 6, ref. 20	X-125-36
2	1	Harness, engine wiring (not shown) 20	274436	14	2	Screw, 3/8-16 x 1-1/4, ref. 20,21,34,35	X-6238-4
	1	Harness, engine wiring (not shown) 21	274437	15	2	Washer, 5/16 split lock 20	X-21-1
	1	Harness, engine wiring (not shown) 34	279505	16	1	Spacer, 11/32 x 3/4 x 3/8 20	X-400-41
	1	Harness, engine wiring (not shown) 35	279506	2		Washer, plain 34	X-25-1
-----				-----			
3	2	Line, fuel 21,34,35	X-432-12	17	1	Valve, 1/4 NPT drain 20,21,34,35	X-256-3
4	2	Hose, 20,34	X-651-28	18	1	Cap, pipe 20,21,34,35	X-268-3
	2	Hose, 3/8 x 30" 21,35	X-651-5	19	1	Strap, ground 20,21,34,35	287363
5	4	Clamp, 5/8 in. hose 20,21,34,35	X-426-9	-----			
6	2	Hose, 20,34	X-6260-7	20	4	Mount, vibro 20,21,34,35	282829
	2	Hose 21	X-6260-5	21	8	Washer, #8 shakeproof 20,21,34,35	X-22-20
	1	Hose 35	X-6260-5	22		#8-32 hardware 20,21,34,35	
7	2	Clamp, 1-3.4 in. hose 20,21,34,35	X-426-8	-----			
8	2	Tie, cable 21,34,35	X-468-4	-----			
-----				-----			

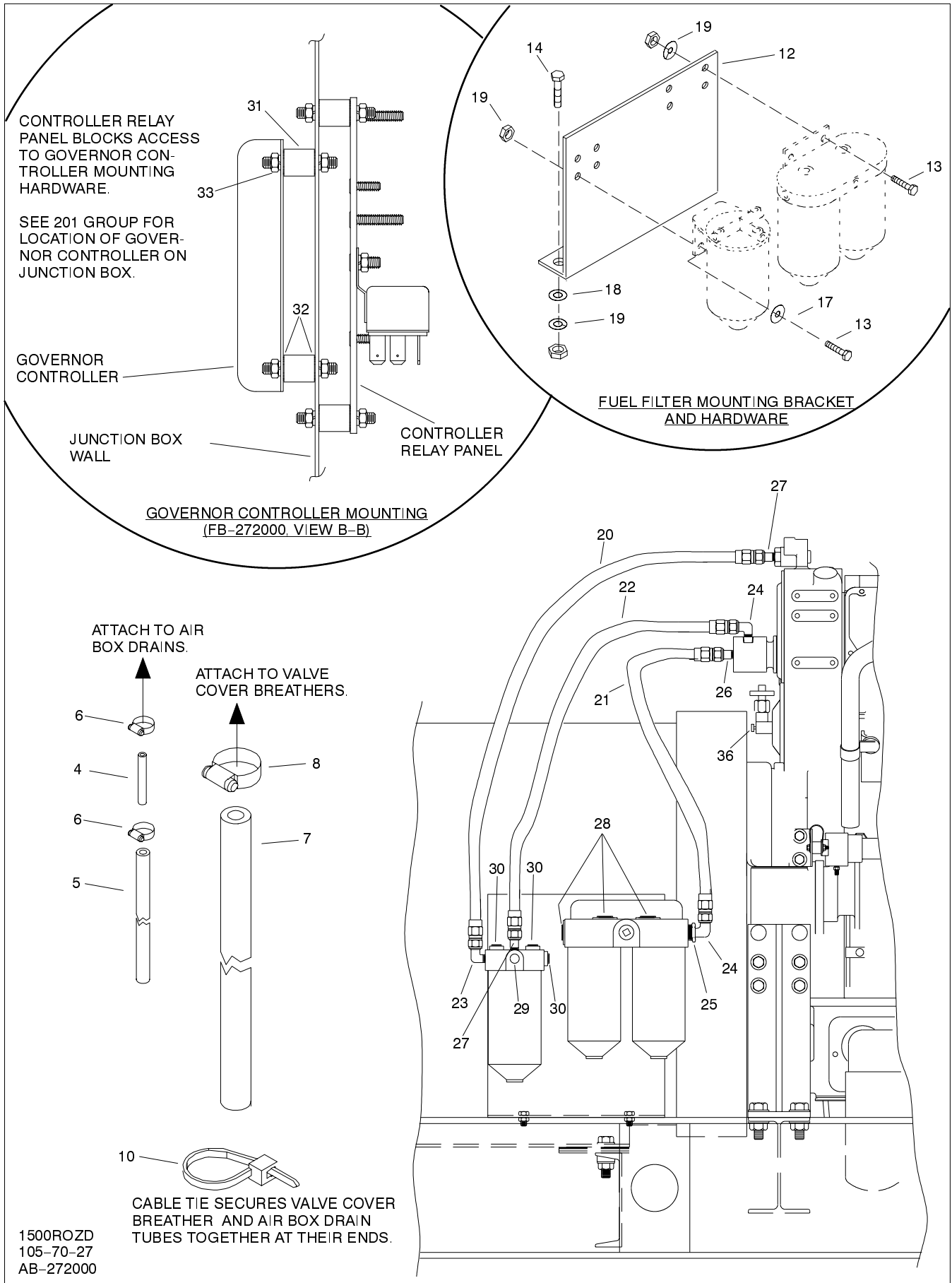


600ROZD  
105-70-23  
AV-272000

# 450-800ROZD

# Group 105: Engine

Item	Qty.	Description Variation(s)	Part No.	Item	Qty.	Description Variation(s)	Part No.
1	1	Engine assembly (12V-92TA) 23	A-272750	4	4	Hose, 24	X-651-19
	1	Engine assembly (16V-92TA) 24	A-272751	7	4	Tie, 14 in. cable 23,24,30,31	X-468-4
	1	Engine assembly (12V-92TA) 30	A-274272			-----	
	1	Engine assembly (12V-92TA) 31	A-274273	8	1	Guard, belt 23,24,30,31	274444
		-----		9	1	Valve, 1/4 NPT drain 23,24,30,31	X-256-3
2	1	Harness, engine wiring (not shown) 23,30,31	274438	10	1	Cap, pipe 23,24,30,31	X-268-3
	1	Harness, wiring (not shown) 24	274439			-----	
		-----		11		#8-32 hardware 23,24,30,31	
3	4	Clamp, 1-3/4 in. hose 23,24,30,31	X-426-8	12	4	Mount, vibro 23,24,30,31	282829
4	4	Clamp, 5/8 in. hose 23,24,30,31	X-426-9	13	8	Washer, #8 shakeproof 23,24,30,31	X-22-20
5	4	Hose, 1-1/4 ID x 30 in. 23,30,31	X-6260-2			-----	
	4	Hose, 24	X-6260-7				
6	4	Hose 23,30,31	X-651-27				



# 900-1500ROZD

# Group 105: Engine

Item	Qty.	Description Variation(s)	Part No.	Item	Qty.	Description Variation(s)	Part No.
1	1	Engine assembly (12V-149TI) 25,33	A-272752	15	6	Screw, 3/8-16 x 1 25,29	X-6238-11
	1	Engine assembly (12V-149TIB) 26	A-272753	16		3/8-16 hardware 25,29	
	1	Engine assembly (16V-149TIB) 27	A-272754	17	4	Washer, 17/32 x 1-1/16 plain, ref. 25,26,27,29,32,33,36	X-25-26
	1	Engine assembly (12V-149TI) 29,32	A-272957	18	2	Washer, beveled 26,27,32,33,36	X-6011-3
	1	Engine assembly (12V-149TI) 36	A-279670	19		1/2-13 hardware 25-27,29,32,33,36	
-----							
2	1	Harness, wiring (not shown) 25,29,32,33	272878	20	1	Line, 1/2 ID x 63 in. flex. fuel 26,27,32,33,36	274228
	1	Harness, wiring (not shown) 26,36	274889		1	Line, 1/2 ID x 17 in. flex. fuel 25,29	274503
	1	Harness, wiring (not shown) 27	272946	21	1	Line, 1/2 ID x 49 in. flex. fuel 26,27,32,33,36	274633
3	1	Grommet (in junction box wall) 25-27,29,32,33,36	243320		1	Line, 1/2 ID x 35 in. flex. fuel 25,29	274502
-----							
4	4	Line, 3/8 OD x 2 in. fuel (copper) 26,27,36	X-432-12		1	Line, 1/2 ID x 28 in. flex. fuel 25,29	274501
5	4	Hose, 26,27,36	X-651-32	23	2	Elbow, 7/8-14 x 3/8 NPT 25,29	X-447-14
	4	Hose, 29,32,33	X-651-27		1	Elbow, 7/8-14 x 3/8 NPT 26,27,32,33,36	X-447-14
6	2	Clamp, 5/8 in. hose 25,33	X-426-9	24	2	Elbow, 7/8-14 x 1/2 NPT 25-27,29,32,33,36	X-447-8
	4	Clamp, 5/8 in. hose 29,32	X-426-9	25	1	Bushing, reducer 1/2 F x 1 M 25-27,29,32,33,36	168848
	8	Clamp, 5/8 in. hose 26,27,36	X-426-9	26	2	Connector, half-union 25-27,29,32,33,36	X-296-7
7	1	Hose, 1-1/2 ID x 54 in. 26,36	X-6261-1	27	1	Connector 26,27,32,33,36	X-296-8
	2	Hose, 1-1/2 ID x 54 in. 25,29,32,33	X-6261-1	28	3	Plug, 1 NPT pipe 25-27,29,32,33,36	X-75-22
	3	Hose, 27	X-6261-1	29	1	Plug, 1/2 NPT pipe 25-27,29,32,33,36	X-75-3
	1	Hose, 1-1/2 ID x 142 in. 25,29,32,33	X-6261-2	30	3	Plug, 3/8 NPT pipe 25-27,29,32,33,36	X-75-10
	2	Hose, 1-1/2 ID x 142 in. 26,36	X-6261-2	-----			
8	3	Clamp, 2-1/4 in. hose 25-27,29,32,33,36	X-426-4	31	4	Mount, vibro 25-27,32,33,36	282829
9	2	Clamp, insul. (at solenoids) 25,26,29,32,33,36	X-672-18	32	8	Washer, #8 shakeproof 25-27,29,32,33,36	X-22-20
10	3	Tie, 14 in. cable 25,26,29,32,33,36	X-468-4	33		# 8-32 hardware 25-27,29	
	4	Tie, 14 in. cable 27	X-468-4	-----			
11	1	Clip, conduit (not shown) 25-27,29,32,33,36	X-752-1	34	1	Valve, 1/4 NPT drain 25-27,29,32,33,36	X-256-3
(Item 11 secures wiring harness, right front of engine.)				35	1	Bushing, reducer 1/4 F x 1/2 M 25-27,29,32,33,36	X-202-12
-----							
12	1	Bracket, mounting 25,29	274395	(Items 34 & 35 go into front bottom of oil cooler.)			
	1	Bracket, mounting 26,27,32,33,36	274626	36	1	Screw, 1/4-20 x 1 (in speed sensor) 26,27	X-465-7
13	8	Screw, 1/2-13 x 1-1/2 25-27,29,32,33,36	X-129-19	-----			
14	2	Screw, 1/2-13 x 2 26,27,32,33,36	X-129-21	-----			

**This page intentionally left blank.**

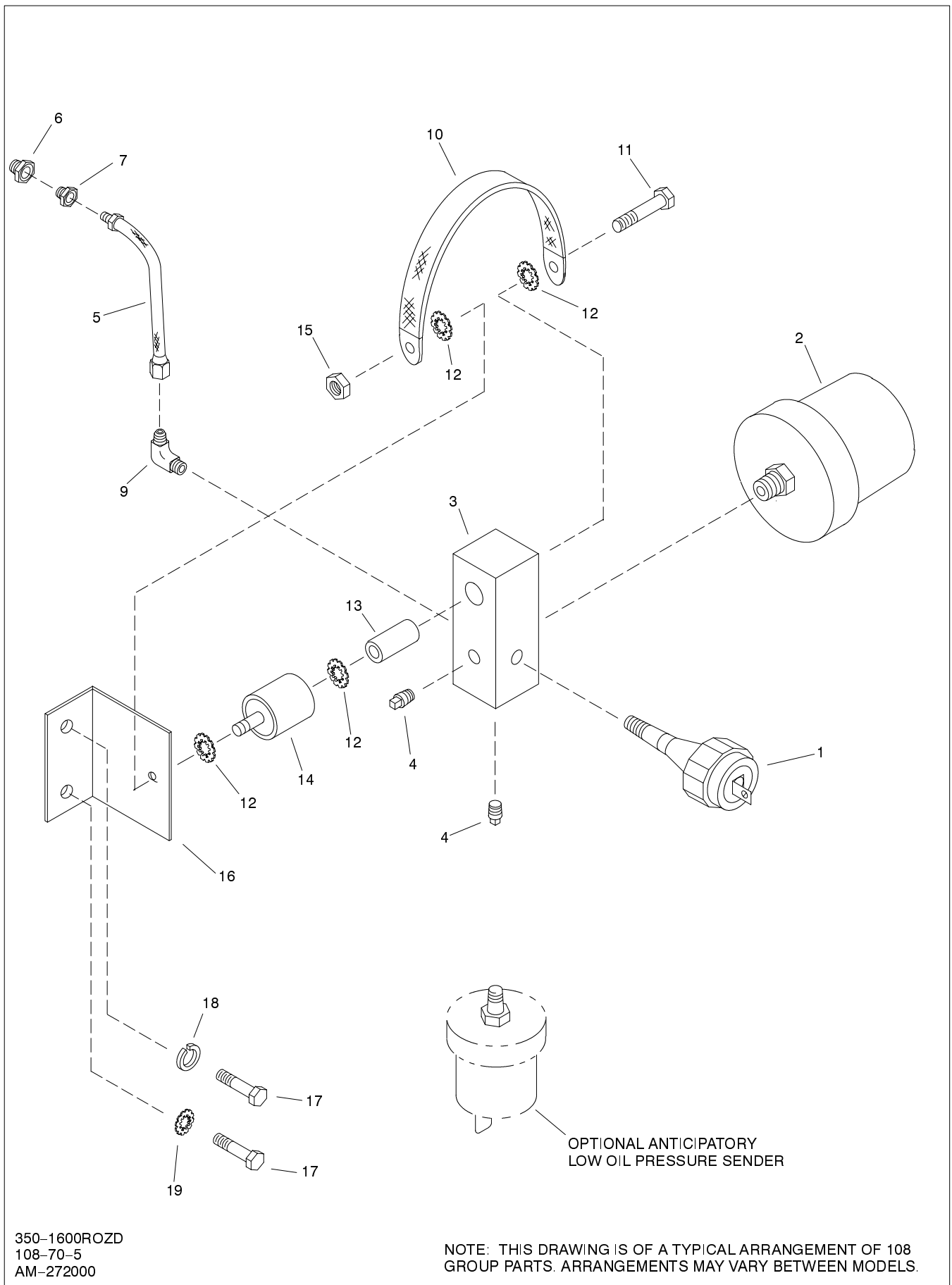
# 350–1500ROZD

# Group 107: Nameplates and Decals

Item	Qty.	Description Variation(s)	Part No.	Item	Qty.	Description Variation(s)	Part No.
NOTE: Nameplates and Decals not illustrated.				6	1	Decal, equipment ground 5,6,8	290435
1	2	Logo, Kohler 6,9–11	X-6229-3	7	3	Decal, warning (hazardous voltage/ 6,9–11 moving parts)	290733
2	1	Decal, positive terminal 6,9–11	238402	8	4	Screw, drive 2 x 3/16 6,9–11	X-67-5
3	1	Decal, warning (rotating parts) 6	249808	9	1	Decal, warning (rotating parts) 9–11	274323
4	1	Decal, warning (hot engine) 6,9–11	249809				
5	1	Decal, warning (backfeed) 6,9–11	249815				

# Group 108: Oil Pressure Switches

## 350-1500ROZD

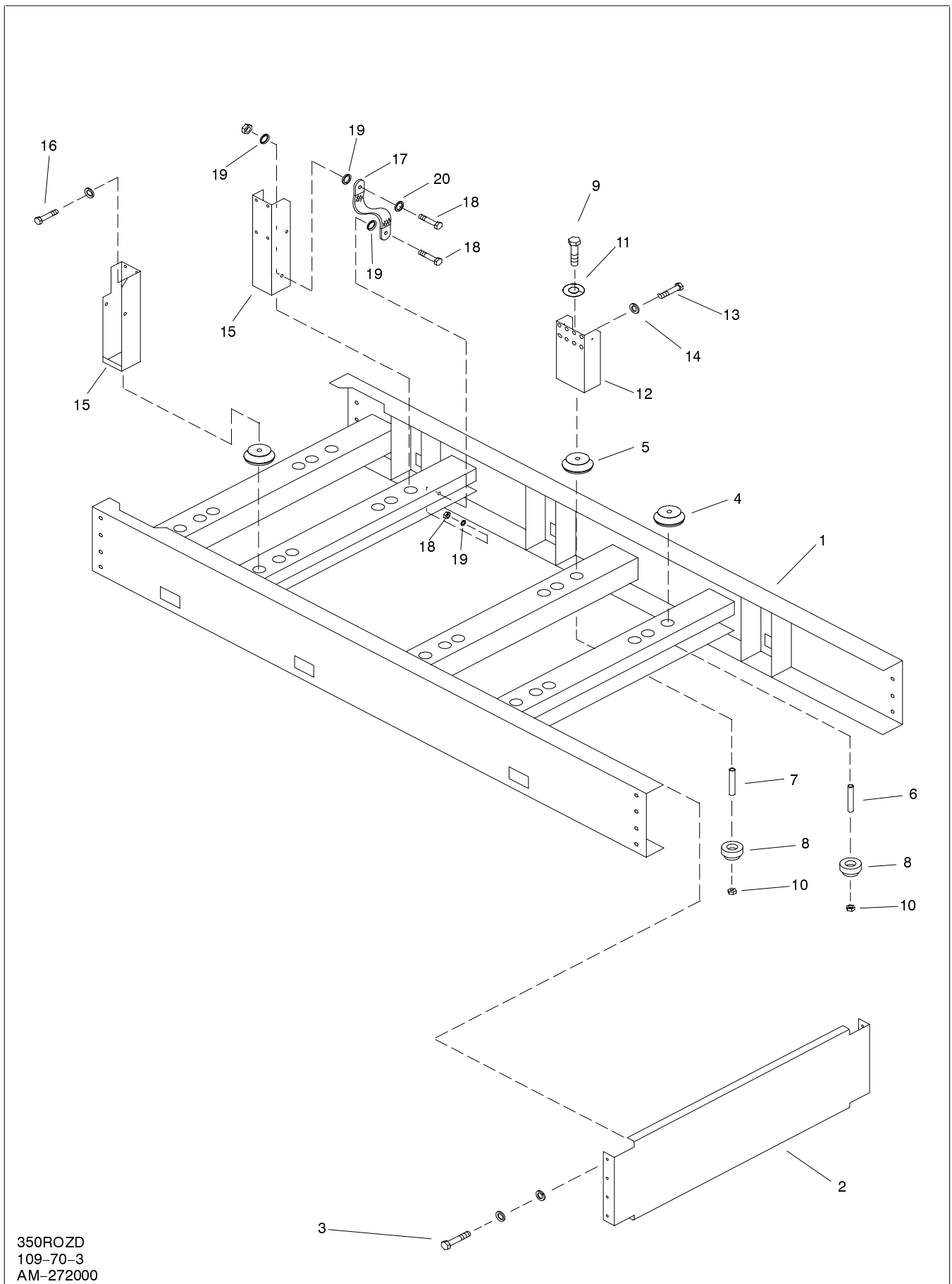


350-1600ROZD  
108-70-5  
AM-272000

# 350-1500ROZD

# Group 108: Oil Pressure Switches

Item	Qty.	Description Variation(s)	Part No.	Item	Qty.	Description Variation(s)	Part No.
1	1	Switch, oil pressure 5-8	271662	11	1	Screw, 1/4-20 x 1-1/4 5,6,7	X-465-8
2	1	Sender, oil pressure 5-8	264390		1	Screw, 1/2-13 x 2 8	X-129-21
3	1	Block, oil gauge 5-8	267548	12	4	Washer, 1/4 in./ext. tooth lock 5,6,7	X-22-12
4	2	Plug, 1/8 pipe (brass) 5,8	X-75-4	13	1	Spacer, 9/32 x 1/2 x 3/4 5,6	X-400-174
	2	Plug, 1/8 pipe (steel) 6,7	X-75-1		1	Spacer, .640 ID x .531 L 7	X-400-172
		-----		14	1	Bumper 5,6,7	259632
5	1	Line, flex fuel 5,8	265462	15	1	Nut, 1/4-20 5,6,7	X-81-1
	1	Line, flex fuel 6	239728		1	Nut, 1/2-13 8	X-89-8
	1	Line, flex fuel 7	280905			-----	
6	1	Bushing, 1/2 F x 3/4 M reducer 5,6,8	153659	16	1	Bracket, sender 5,6,8	274299
	1	Elbow, 45° street 1/4 NPT 7	X-274-3		1	Bracket, sender 7	279602
7	1	Bushing, 1/8 F x 1/2 M reducer 5,6,8	X-202-29	17	2	Screw, 3/8-16 x 1 5,6,8	X-6238-11
	1	Bushing, 1/8 F x 1/4 M reducer 7	X-202-27		2	Screw, 5/8-11 x 1 7	X-6021-3
8	1	Elbow, street 6	X-211-10	18	1	Washer, 3/8 split lock 5,6,8	X-22-1
	1	Connector, 7/16-20 x 1 half union 8	X-296-1		1	Washer, 5/8 lock 7	X-24-1
NOTE: Item 8 (not shown) joins items 5 & 7.				19	1	Washer, 3/8 in./ext. tooth lock 5,6	X-22-14
9	1	Elbow, 7/16-20 x 1/8 NPT, 90 deg. 5,6,7	X-447-10		4	Washer, 5/8 shakeproof 7	X-22-30
		-----			1	Washer, 1/2 x 7/8 split lock 8	X-24-6
10	1	Strap, ground 3/8 x 5 5,6,7	223033				

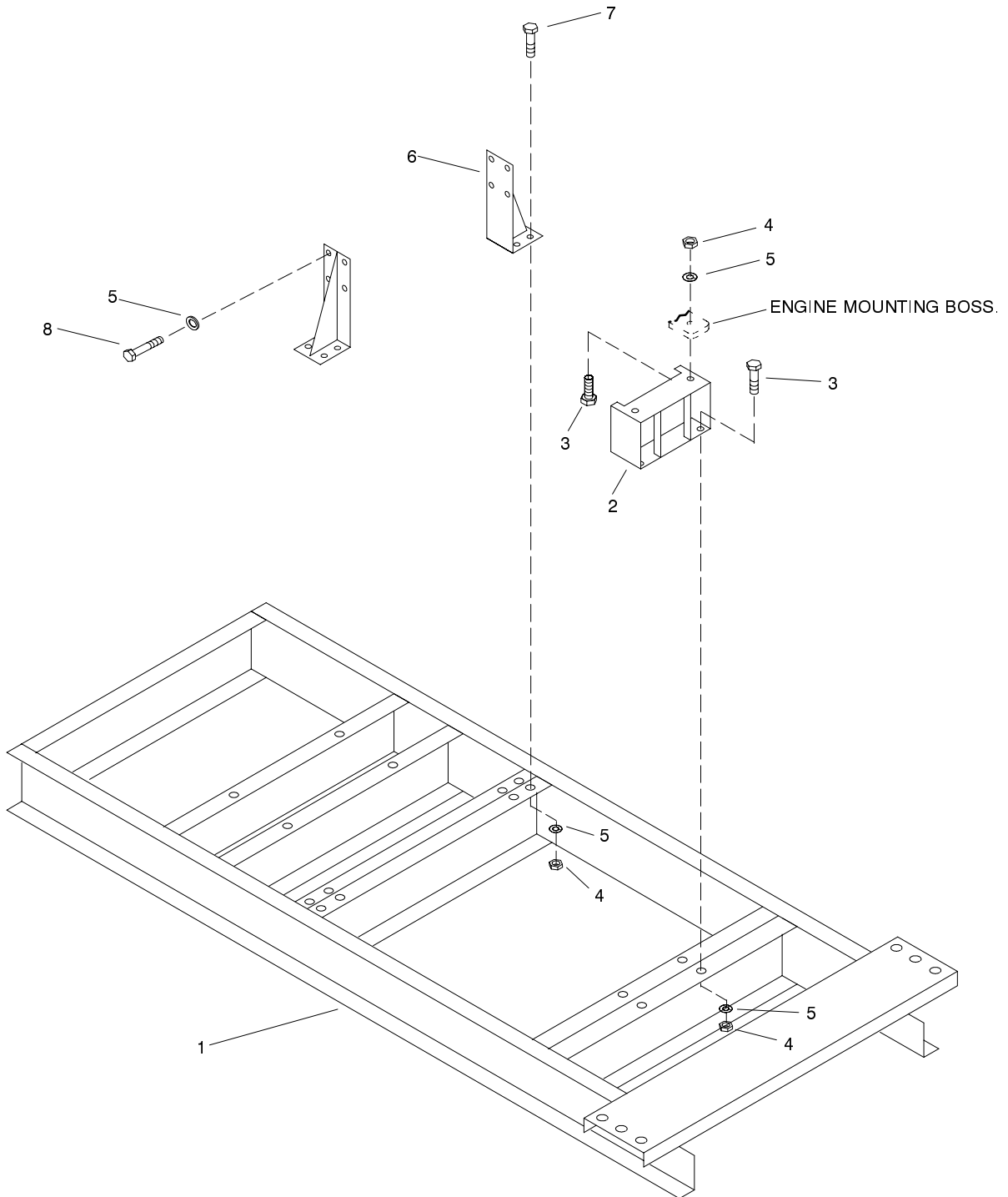


350ROZD  
109-70-3  
AM-272000

# 350-400ROZD

# Group 109: Skid and Plant Mounting

Item	Qty.	Description Variation(s)	Part No.	Item	Qty.	Description Variation(s)	Part No.
1	1	Skid 3	272635	12	2	Support, rear engine 3,12,18	272633
	1	Skid 12,18	272868	13	8	Screw, socket head 5/8-11 x 1-1/4 3,12,18	X-55-25
	1	Skid 21	279508	14		5/8 hardware 3,12,18	
-----							
2	1	Crossmember 3,12,21	274441	15	2	Support, front engine 3	272618
3		3/8 hardware 3,12,21			1	Support, front engine 12,18	272869
					1	Support, front engine 21	279794
				16		7/16 hardware 3	
4	2	Mount, vibro 4 x 1-25/32 (orange, gen.) 3,12,18	274267				
5	4	Mount, vibro 4 x 1-25/32 (white, engine) 3,12,18	274266				
6	2	Spacer, 33/64 x 5/8 x 2-7/8 3,12,18	X-400-169	17	1	Strap, ground 3	290418
7	4	Spacer, 33/64 x 5/8 x 2-11/16 3	X-400-168		1	Strap, ground 12,18,21	287363
	2	Spacer, 33/64 x 5/8 x 2-11/16 12,18 (rear engine mtg.)	X-400-168	18		5/16 hardware 3,12,18,21	
	2	Spacer, 33/64 x 5/8 x 3-3/16 12,18 (front engine mtg.)	X-400-176	19	4	Washer, 5/16 int. tooth lock 3	X-22-16
8	6	Damper, vibration 2-1/2 dia. x 1 3,12,18	286020	2	2	Washer, 5/16 int. tooth lock 18,21	X-22-16
9		1/2 hardware 3,12,18		20	1	Washer, 7/16 int./ext. tooth lock 12,18,21	X-22-15
10	6	Nut, 1/2-13 nylon lock 3,12,18	X-101-23	21	2	Nut, 5/8-11 elastic stop 21 (front engine mtg.)	X-101-15
11	6	Washer, 9/16 x 1-1/4 x 5/32 plain 3	X-25-30				
-----							



450-600ROZD  
109-70-10  
AV-272000

# 450-1500ROZD

# Group 109: Skid and Plant Mounting

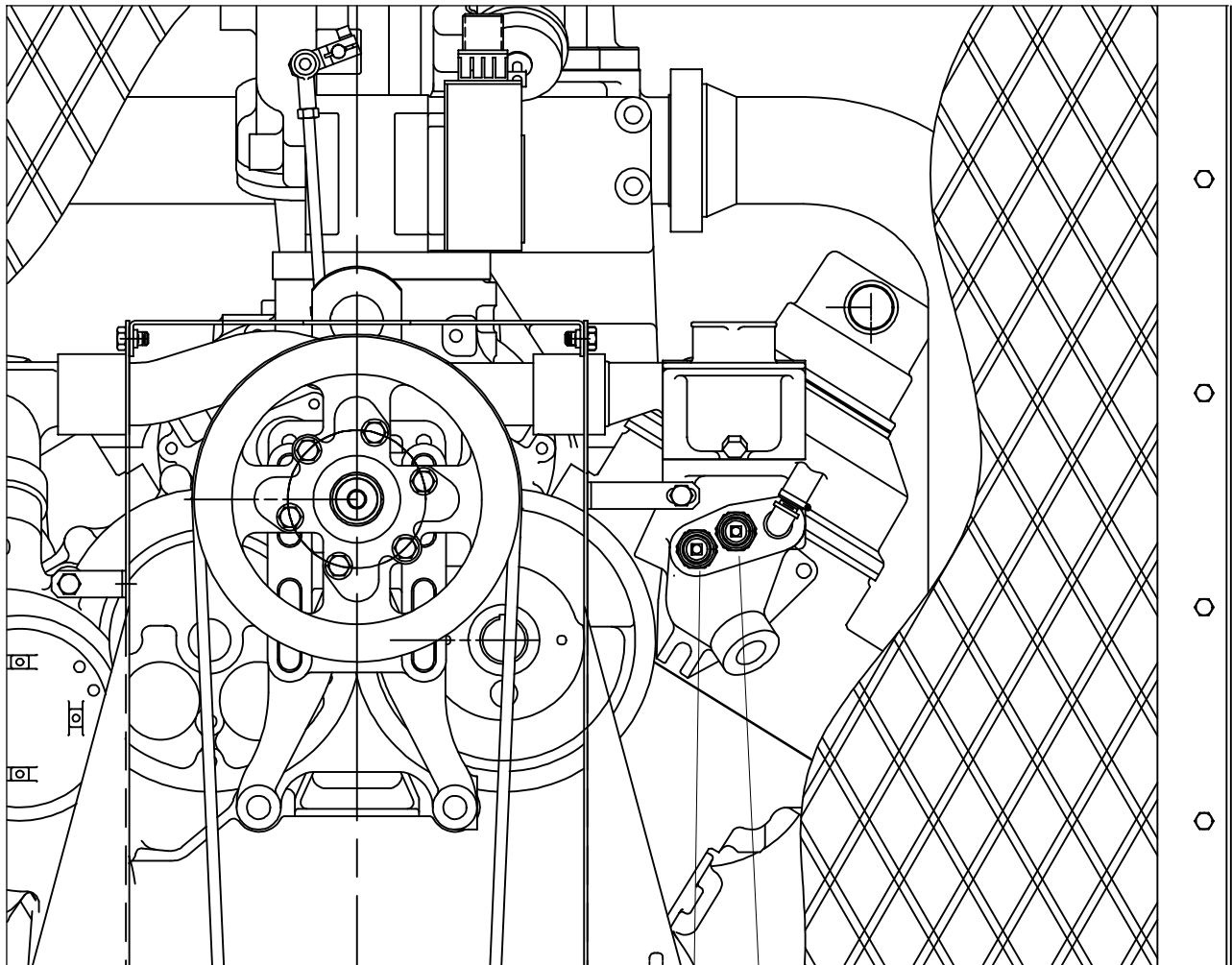
Item	Qty.	Description Variation(s)	Part No.	Item	Qty.	Description Variation(s)	Part No.
1	1	Skid 5,19	279474	4	4	Screw, 5/8-11 x 2-1/4 10,11	X-6021-5
	1	Skid 6	272881	2	2	Screw, 5/8-11 x 2-1/2 10,11	X-6021-6
	1	Skid 8,20	279472	4	14	Nut, 5/8-11 5,8,10,11,19,20	X-85-3
	1	Skid 9	274899			3/4 hardware 6,9,13,16,22,23	
	1	Skid 10	279522	5	22	Washer, 5/8 split lock 5,8,10,11,19,20	X-24-1
	1	Skid 11	279523	12	12	Washer, 5/8 split lock 6,13,16,22,23	X-24-1
	1	Skid 13	272882				
	1	Skid 16	274488				
	1	Skid 22	279566	6	2	Support, rear engine 5,10,11,19	272864
	1	Skid 23	279567	2	2	Support, rear engine 6,13,16,22,23	272879
				2	2	Support, rear engine 8,20	274316
				2	2	Support, rear engine 9	272890
2	1	Support, front engine 5,10,11,19	279475	7	8	Screw, 5/8-11 x 2 5,8,10,11,19,20	273049
	1	Support, front engine 8	274315	8	8	Screw, 3/4-10 x 2 6,9,13,16,22,23	X-6239-3
	1	Support, front engine 20	279473	8	8	Screw, 5/8-11 x 1-1/2 5,8,10,11,19,20	X-6021-2
3	6	Screw, 5/8-11 x 2-1/2 5,8,19,20	X-6021-6				
	6	Screw, 3/4-10 x 2-1/2 6,9,13,16,22,23	X-6239-4				

# Group 110: Water Temperature Switches

# 350ROZD

Item	Qty.	Description Variation(s)	Part No.	Item	Qty.	Description Variation(s)	Part No.
1	1	Sender, water temperature 6,8	268298	3	1	Bushing, 1/2 F x 3/4 M reducer 8	153659
2	1	Switch, water temperature shutdown 6,8	241481	(Item 3, not shown, goes with item 2.)			

FRONT VIEW THROUGH RADIATOR

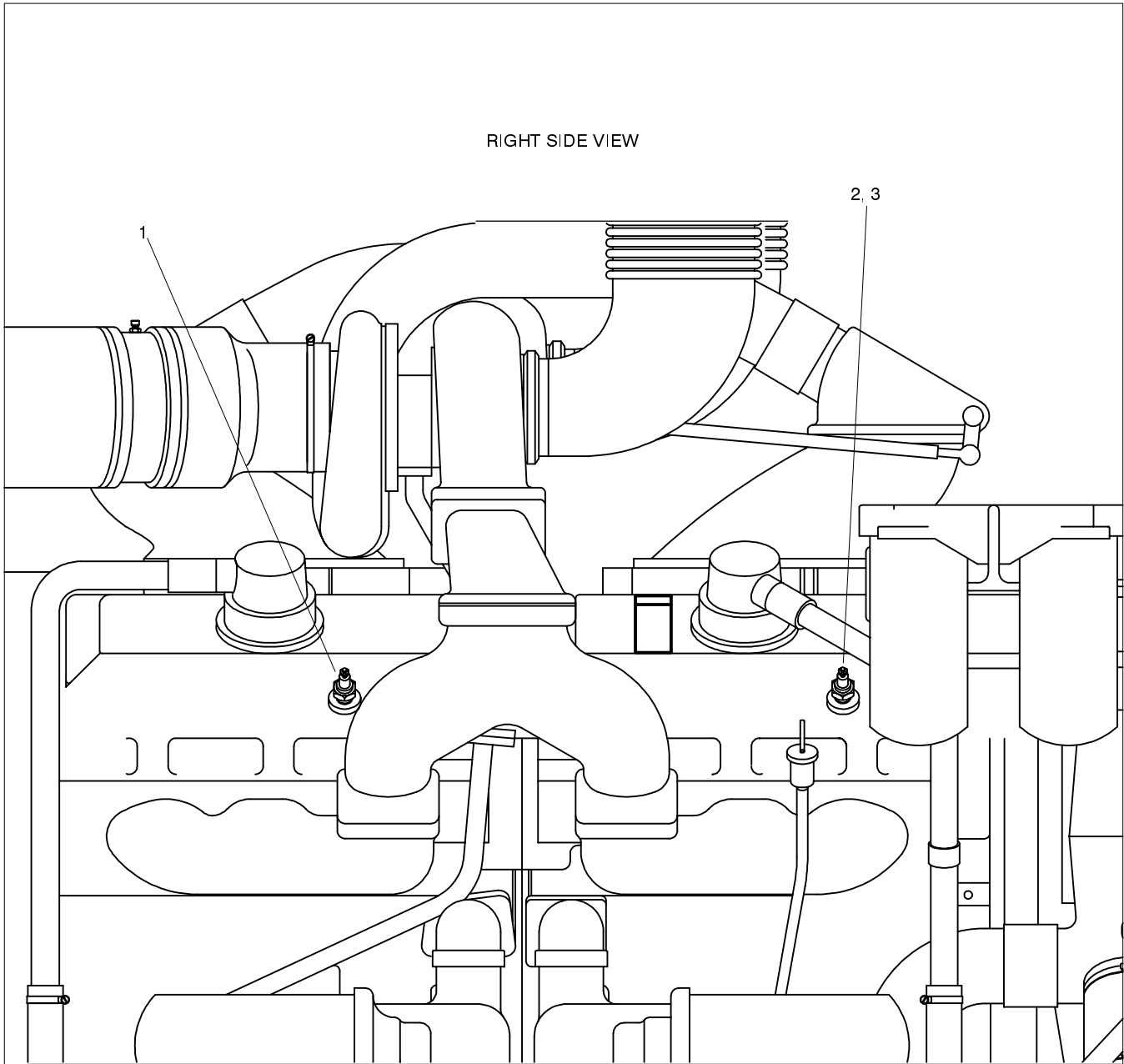


350ROZD  
110-70-6  
AM-272000

# 400-800ROZD

# Group 110: Water Temperature Switches

Item	Qty.	Description Variation(s)	Part No.	Item	Qty.	Description Variation(s)	Part No.
1	1	Sender, water temperature 8,9	268298	3	1	Bushing, 1/2 F x 3/4 M reducer 8,9	153659
2	1	Switch, water temperature shutdown 8,9	241481				



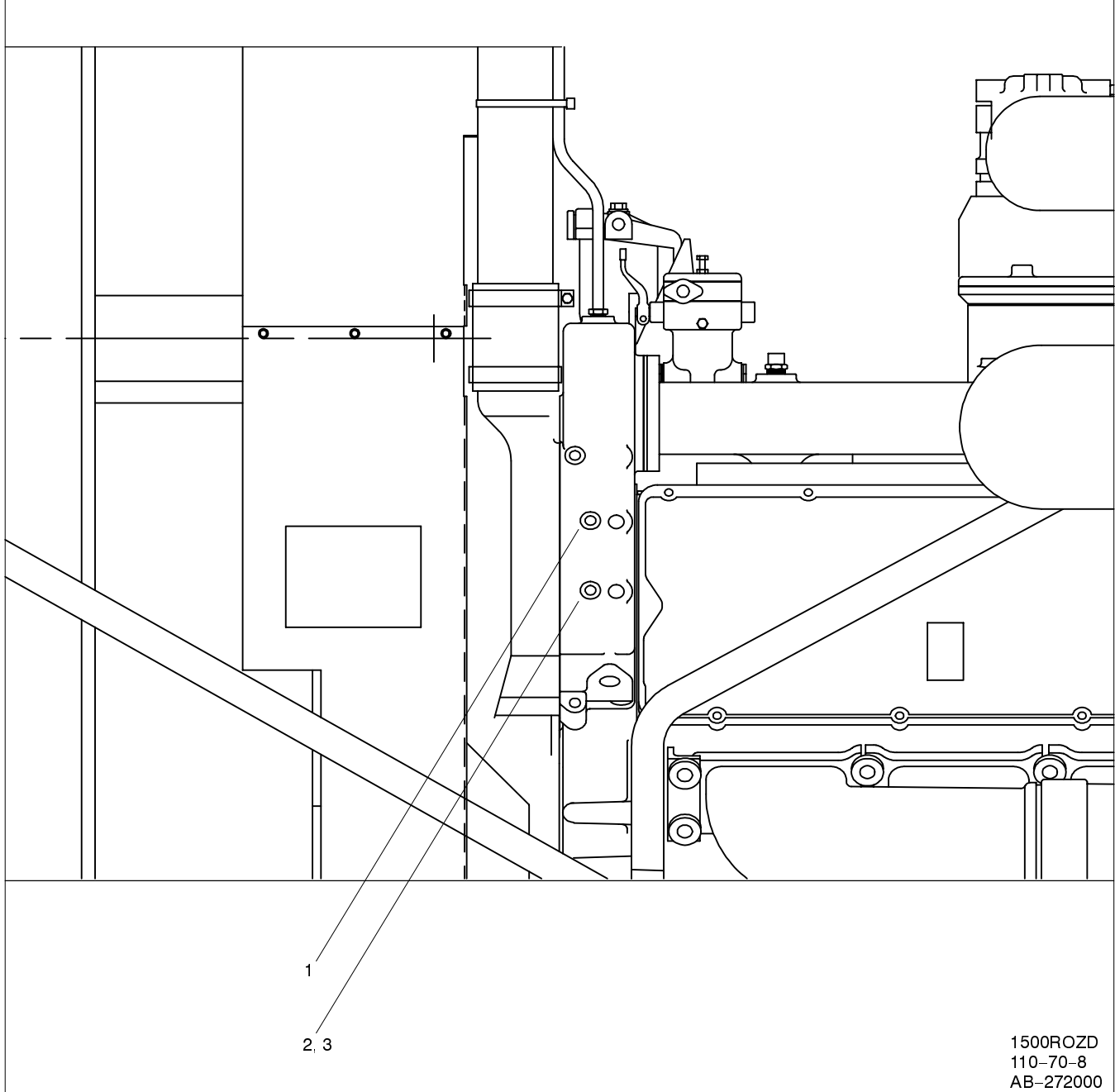
450-600ROZD  
110-70-9  
AV-272000

# Group 110: Water Temperature Switches 900-1500ROZD

Item	Qty.	Description Variation(s)	Part No.	Item	Qty.	Description Variation(s)	Part No.
1	1	Sender, water temperature 8	268298	3	1	Bushing, 1/2 F x 3/4 M reducer 8	153659
2	1	Switch, water temperature shutdown 8	241481				

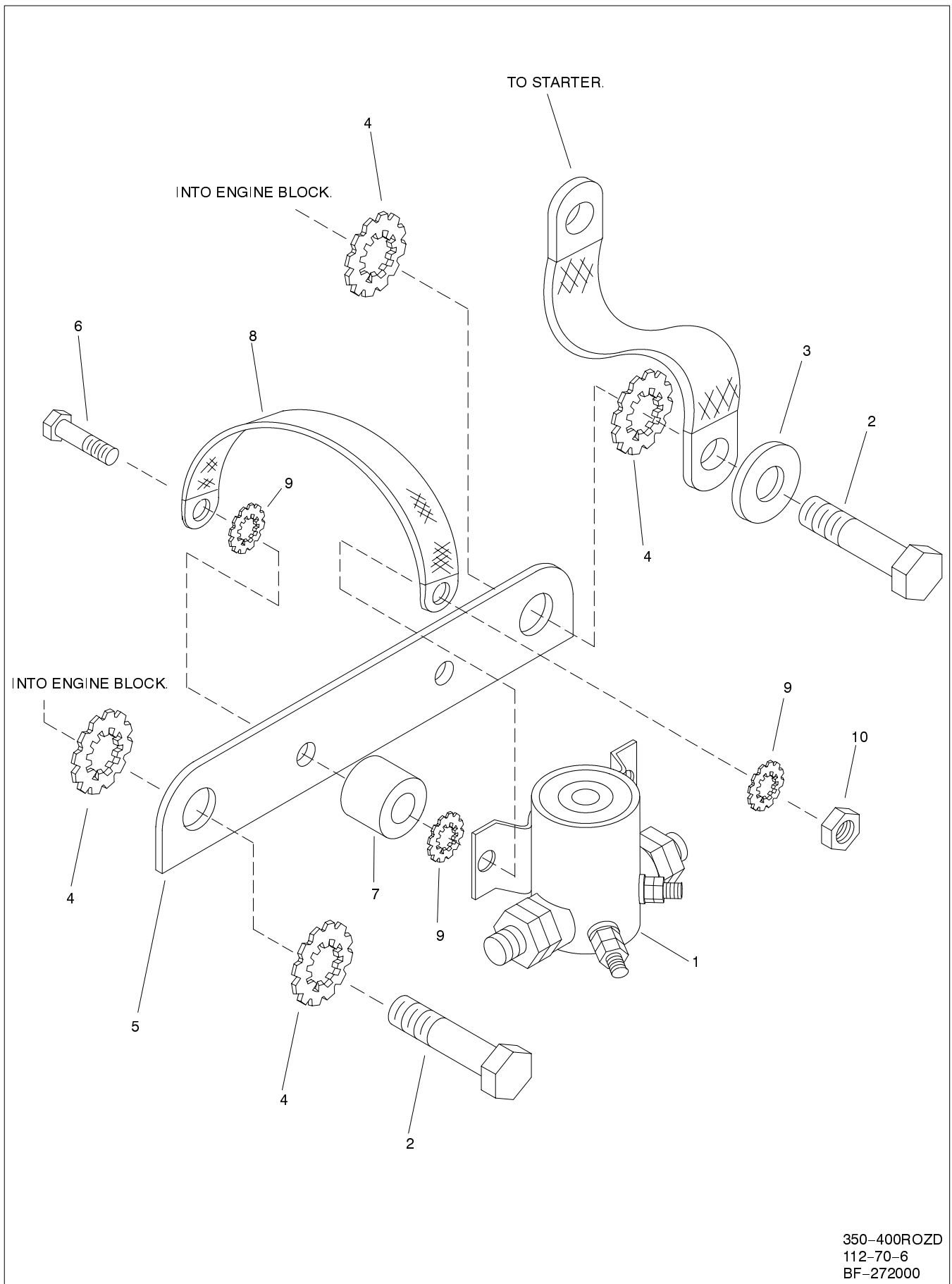
## LEFT SIDE VIEW

NOTE: ITEMS ARE ACTUALLY ON OPPOSITE (RIGHT) SIDE OF ENGINE.  
THIS IS A "SEE THROUGH" VIEW.



1500ROZD  
110-70-8  
AB-272000

**This page intentionally left blank.**

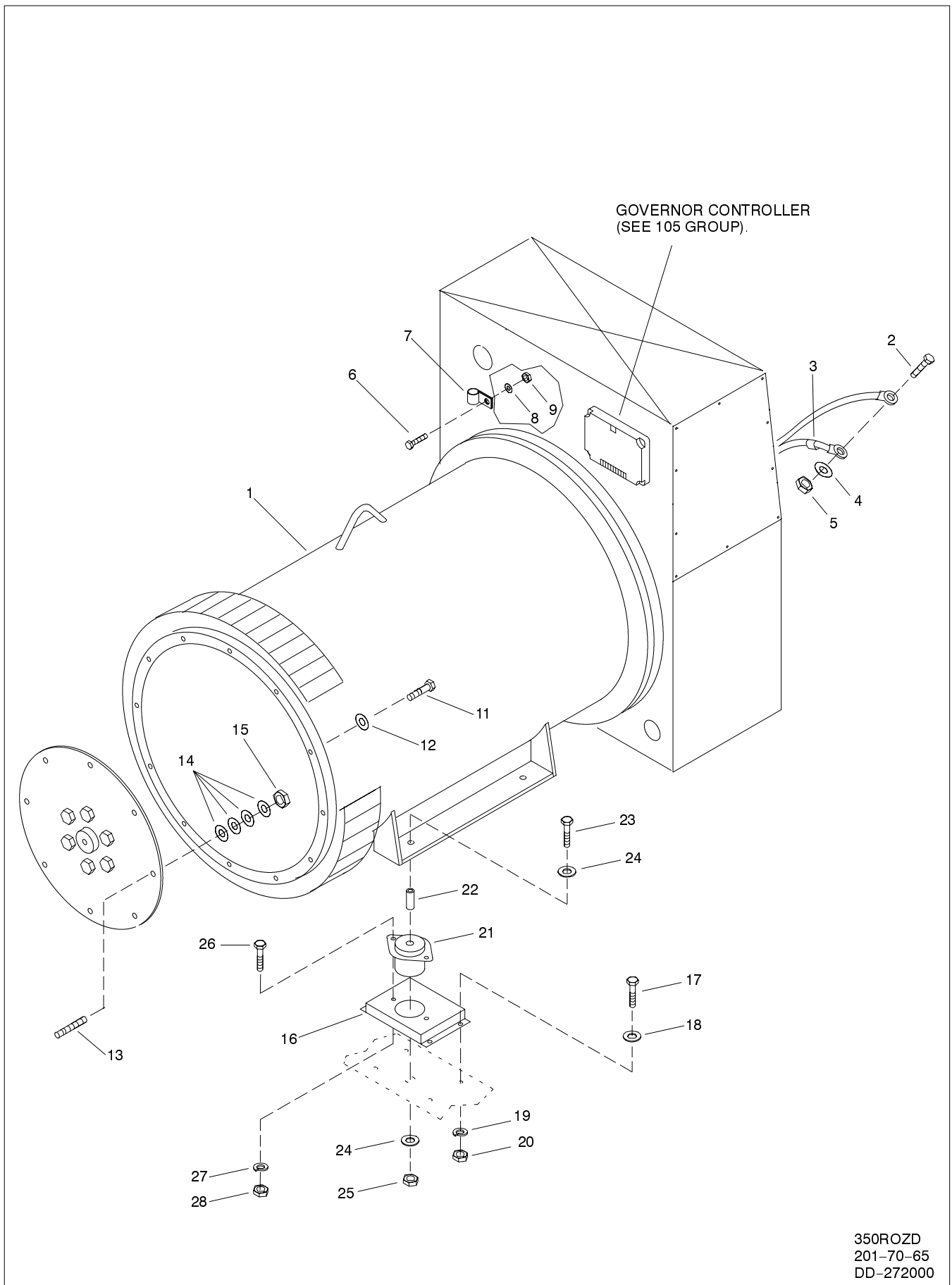


350-400ROZD  
112-70-6  
BF-272000

# 350-1500ROZD

# Group 112: Starter

Item	Qty.	Description Variation(s)	Part No.	Item	Qty.	Description Variation(s)	Part No.
1	1	Solenoid, cranking 4,6,7	272713	4	4	Screw, 1/4-20 x 5 7	X-465-2
	2	Solenoid, cranking 5	272713	7	2	Bumper 4,6	259632
2	2	Screw, 3/8-16 x 1 4,6	X-6238-11	4	4	Bumper 5,7	259632
	6	Screw, 3/8-16 x 1 5	X-6238-11	8	1	Strap, 5 in. ground 4,6	223033
3	1	Washer, 13/32 x 13/16 plain 4,6	X-25-37	1	1	Strap, 8 in. ground 4	287363
	4	Washer, 13/32 x 13/16 plain 5	X-25-37	2	2	Strap, 5 in. ground 5,7	223033
4	4	Washer, 3/8 int./ext. tooth lock 4,6,7	X-22-14	2	2	Strap, 8 in. ground 5,7	287363
	10	Washer, 3/8 int./ext. tooth lock 5	X-22-14	9	5	Washer, 1/4 int./ext. tooth lock 4,6	X-22-12
	2	Washer, 9/32 x 5/8 plain 7	X-25-40	8	8	Washer, 1/4 int./ext. tooth lock 5,7	X-22-12
		-----		10	2	Nut, 1/4-20 4,6	X-81-1
				4	4	Nut, 1/4-20 5,7	X-81-1
5	1	Bracket, C-relay 4,6	272697			-----	
	2	Bracket, C-relay 5	272762				
	2	Bracket, relay mounting 7	274327	11	1	Lead assembly (not shown) 6	255359
6	2	Screw, 1/4-20 x 1/2 4,6	X-465-6			-----	
	4	Screw, 1/4-20 x 1/2 5	X-465-6				

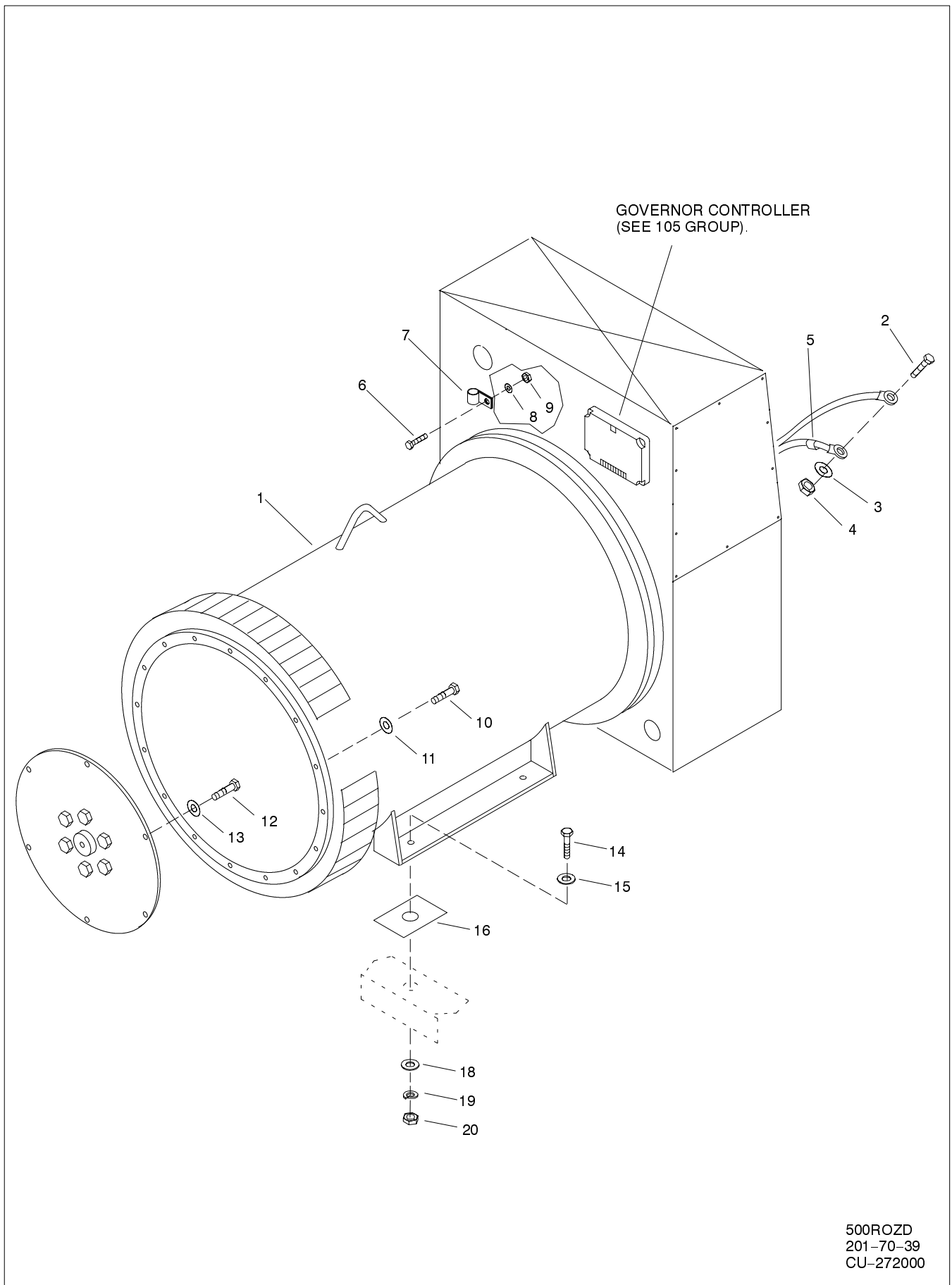


350ROZD  
201-70-65  
DD-272000

# 350-400ROZD

# Group 201: Generator and Mounting

Item	Qty.	Description Variation(s)	Part No.	Item	Qty.	Description Variation(s)	Part No.
1	1	Generator assembly 19	A-292436	15	8	Nut, 1/2-13, 19,20,42,47,48,65-70	X-89-17
	1	Generator assembly 20	A-292924			-----	
	1	Generator assembly 42,68	A-292778	16	1	Support, generator RH 65-67,69	279578
	1	Generator assembly 47	A-292471		1	Support, generator LH 65-67,69	279579
	1	Generator assembly 48	A-292472		1	Support, generator 68	279580
	1	Generator assembly 65	A-279479	17	8	Screw, hex cap 3/8-16 x 1 65	X-6238-11
	1	Generator assembly 66	A-279480		8	Screw, 3/8-16 x 1-1/2 66-69	X-6238-5
	1	Generator assembly 67	A-279584	18	8	Washer, 7/16 x 1 x .078 plain 65	X-25-1
	1	Generator assembly 69	A-279585		16	Washer, 7/16 x 1 x .078 plain 66-69	X-25-1
	1	Generator assembly 70	A-279586	19	8	Washer, 3/8 split lock 65-69	X-22-1
		-----		20	8	Nut, 3/8-16 65-69	X-83-2
2	3	Screw, 3/8-16 x 1-1/4 19,20,42,47,48,65-70	X-6238-4			-----	
3	1	Marker, L1 lead 19,20,42,47,48,65-70	X-750-14	21	2	Mount, vibro 65-69	279577
	1	Marker, L2 lead 19,20,42,47,48,65-70	X-750-15	22	2	Spacer, .656 ID x 1 65-69	X-400-182
	1	Marker, L3 lead 19,20,42,47,48,65-70	X-750-16	23	2	Screw, hex cap 5/8-11 x 6 65-69	X-6021-10
4	3	Washer, 3/8 split lock 19,20,42,47,48,65-70	X-22-1	24	4	Washer, 21/32 x 1-1/4 plain 65-69	X-25-15
5	3	Nut, 3/8-16 19,20,42,47,48,65-70	X-83-2	25	2	Nut, 5/8-11 elastic stop 65-69	X-101-15
		-----		26	4	Screw, 5/8-11 x 1-3/4 65-69	X-6021-1
6	1	Screw, 10-24 x 1/2 19,20,42,47,48,65-70	X-50-15	27	4	Washer, 5/8 lock 65-69	X-24-1
7	1	Clamp, 7/8" insulated 19,20,42,47,48,65-70	X-672-13	28	4	Nut, 5/8-11 hex 65-69	X-85-3
8	1	Washer, #10 split lock 19,20,42,47,48,65-70	X-19-1			-----	
9	1	Nut, 10-24 19,20,42,47,48,65-70	X-70-2	29	1	Voltage Reg., automatic (not shown) 19,20,42,47,48,65-70	279771
10	1	Harness, wiring (not shown) 48	258455	30	1	Std. Diode (not shown) 19,20,42,47,48,65-70	279772
		-----		31	1	Rev. Diode (not shown) 19,20,42,47,48,65-70	279774
11	12	Screw, 7/16-14 x 2 19,20,42,47,48,65-70	X-6024-4	32	1	Surge Protector (not shown) 19,20,42,47,48,65-70	279776
12	12	Washer, 15/32 x 59,64 x 3/64 hard. 19,20,42,47,48,65-70	X-801-6	33	1	Fuse, regulator (not shown) 19,20,42,47,48,65-70	279778
		-----		34	1	Fuse Holder Cap (not shown) 19,20,42,47,48,65-70	279779
13	8	Stud, 1/2-13 x 2-1/2 19,20,42,47,48,65-70	X-352-70			-----	
14	32	Washer, 17/32 x 1-1/16 hardened 19,20,42,47,48,65-70	290945				

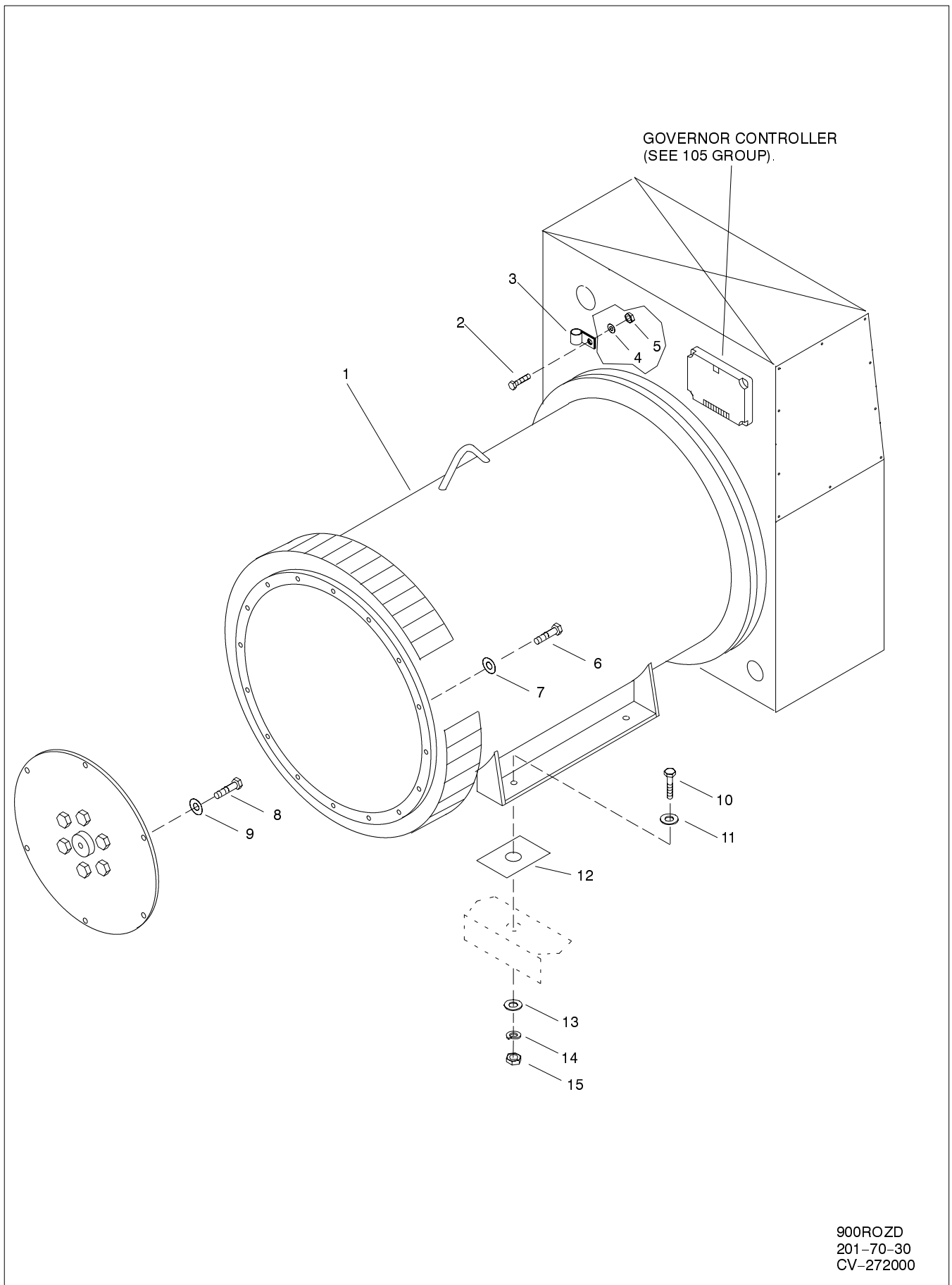


500ROZD  
201-70-39  
CU-272000

# 450-800ROZD

# Group 201: Generator and Mounting

Item	Qty.	Description Variation(s)	Part No.	Item	Qty.	Description Variation(s)	Part No.
1	1	Generator assembly 28	A-292444	12	6	Screw, 5/8-11 x 1-3/4 28,29,33,36-40,43,49-52,71-74	X-6021-1
	1	Generator assembly 29,43	A-292445	13	6	Washer, 21/32 x 1-1/16 x 3/32 hard. 28,29,33,36-40,43,49-52,71-74	X-801-5
	1	Generator assembly 33	A-292446				
	1	Generator assembly 36	A-292442	14	4	Screw, 3/4-10 x 3-1/2 28,29,33,36-40,49-52,71-74	X-6239-6
	1	Generator assembly 37	A-292443	8		Screw, 3/4-10 x 3-1/2 29	X-6239-6
	1	Generator assembly 38	A-292439	4		Screw, 3/4-10 x 2-1/2 43,52	X-6239-4
	1	Generator assembly 39	A-292440	4		Screw, 3/4-10 x 3 52	X-6239-5
	1	Generator assembly 40	A-292441	15	4	Washer, 13/16 x 1-15/32 plain 28,36-40,49-51,71-73	X-25-29
	1	Generator assembly 49	A-292473	8		Washer, 13/16 x 1-15/32 29,43,52,74	X-25-29
	1	Generator assembly 50	A-292474	4		Washer, .812 x 2.0 plain 33	X-25-126
	1	Generator assembly 51	A-292475	16		Shim, 16 Ga. (as required) 28,29,33,36-40,43,49-52,71-74	290743
	1	Generator assembly 52	A-292476			Shim, 7 Ga. (as required) 28,29,33,36-40,43,49-52,71-74	290744
	1	Generator assembly 71	A-279587			Shim, .010" (as required) 28,29,33,36-40,43,49-52,71-74	291191
	1	Generator assembly 72	A-279588	17	2	Support, generator (not shown) 43,52,74	274314
	1	Generator assembly 73	A-279589	18	4	Washer, 13/16 dia. beveled 28,36-40,43,49-51,71-73	X-6011-1
	1	Generator assembly 74	A-279590	12		Washer, 13/16 dia. beveled 29	X-6011-1
				2		Washer, 13/16 dia. beveled 33	X-6011-1
2	4	Screw, 3/8-16 x 1-1/4 28,29,33,36-40,43,49-52,71-74	X-6238-4	12		Washer, 13/16 dia. beveled 43,52,74	X-6011-1
3	4	Washer, 3/8 split lock 28,29,33,36-40,43,49-52,71-74	X-22-1	19	4	Washer, 3/4 split lock 28,36-40,49-51,71-73	X-26-10
4	4	Nut, 3/8-16 28,29,33,36-40,43,49-52,71-74	X-83-2	8		Washer, 3/4 split lock 29,43,52,74	X-26-10
5	1	Marker, L1 lead 28,29,33,36-40,43,49-52,71-74	X-750-14	20	4	Nut, 3/4-10 28,33,36-40,49-51,71-73	X-88-12
	1	Marker, L2 lead 28,29,33,36-40,43,49-52,71-74	X-750-15	8		Nut, 3/4-10 29,43,52,74	X-88-12
	1	Marker, L3 lead 28,29,33,36-40,43,49-52,71-74	X-750-16				
				21	1	Voltage Reg., automatic (not shown) 28,29,33,36-40,43,49-52,71-74	279771
6	1	Screw, R.H.M. #10-24 28,29,33,36-40,43,49-52,71-74	X-50-15	22	1	Std. Diode (not shown) 28,29,36-40,43,49-52,71-74	279772
7	1	Clamp, 7/8" insulated 28,29,33,36-40,43,49-52,71-74	X-672-13	23	1	Std. Diode (not shown) 33	279773
8	1	Washer, #10 split lock 28,29,33,36-40,43,49-52,71-74	X-19-1	24	1	Rev. Diode (not shown) 28,29,36-40,43,49-52,71-74	279774
9	1	Nut, 10-24 28,29,33,36-40,43,49-52,71-74	X-70-2	25	1	Rev. Diode (not shown) 33	279775
				26	1	Surge Protector (not shown) 28,29,36-40,43,49-52,71-74	279776
				27	1	Surge Protector (not shown) 33	279777
10	16	Screw, 1/2-13 x 1-3/4 29,33,43,52,74	X-129-20	28	1	Fuse, regulator (not shown) 28,29,33,36-40,43,49-52,71-74	279778
	16	Screw, 1/2-13 x 2 28,36-40,49-51,71-73	X-129-21	29	1	Fuse Holder Cap (not shown) 28,29,33,36-40,43,49-52,71-74	279779
11	16	Washer, 17/32 x 1-1/16 hardened 28,29,33,36-40,43,49-52,71-74	290945				

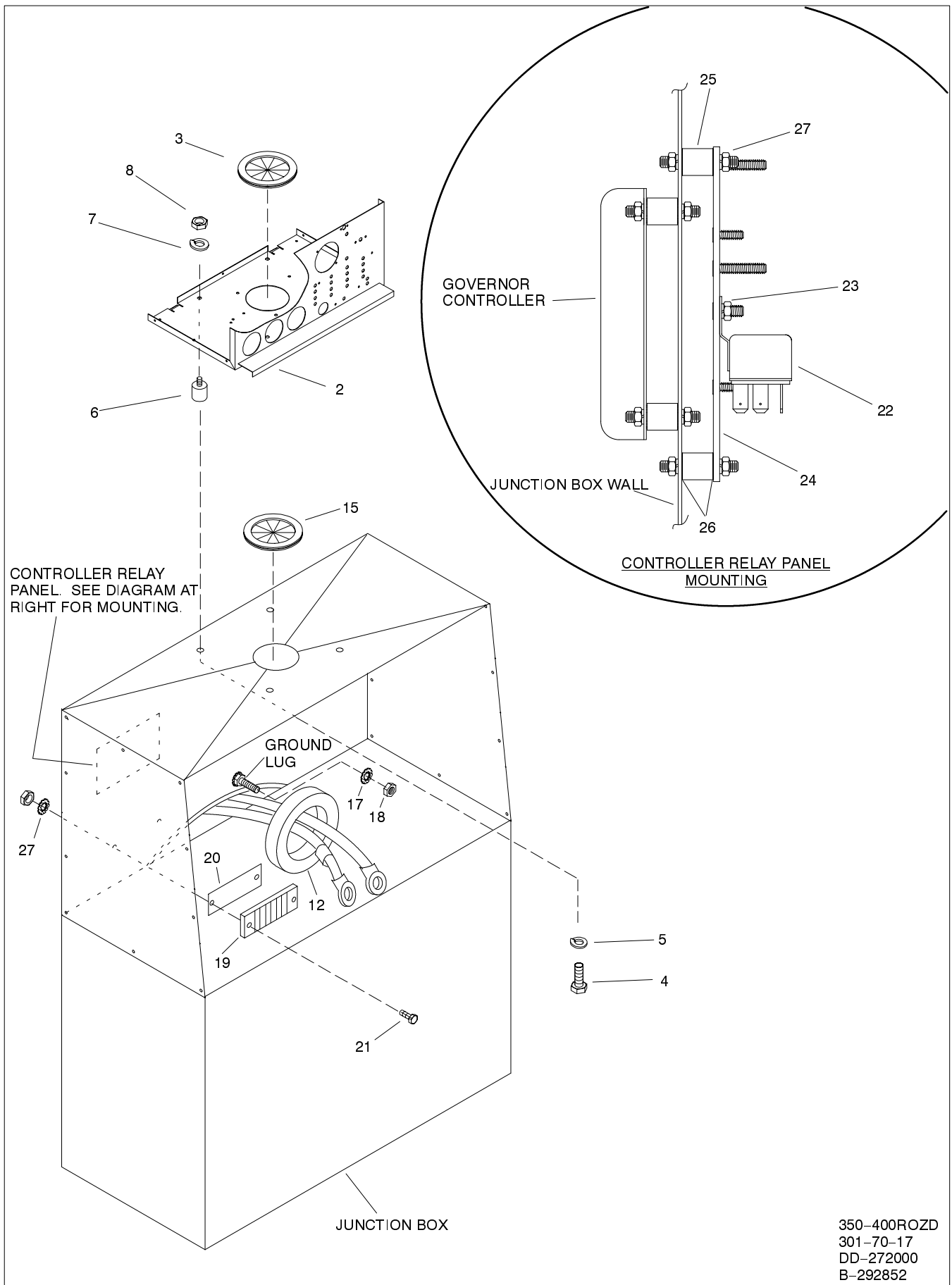


900ROZD  
201-70-30  
CV-272000

# 900-1500ROZD

# Group 201: Generator and Mounting

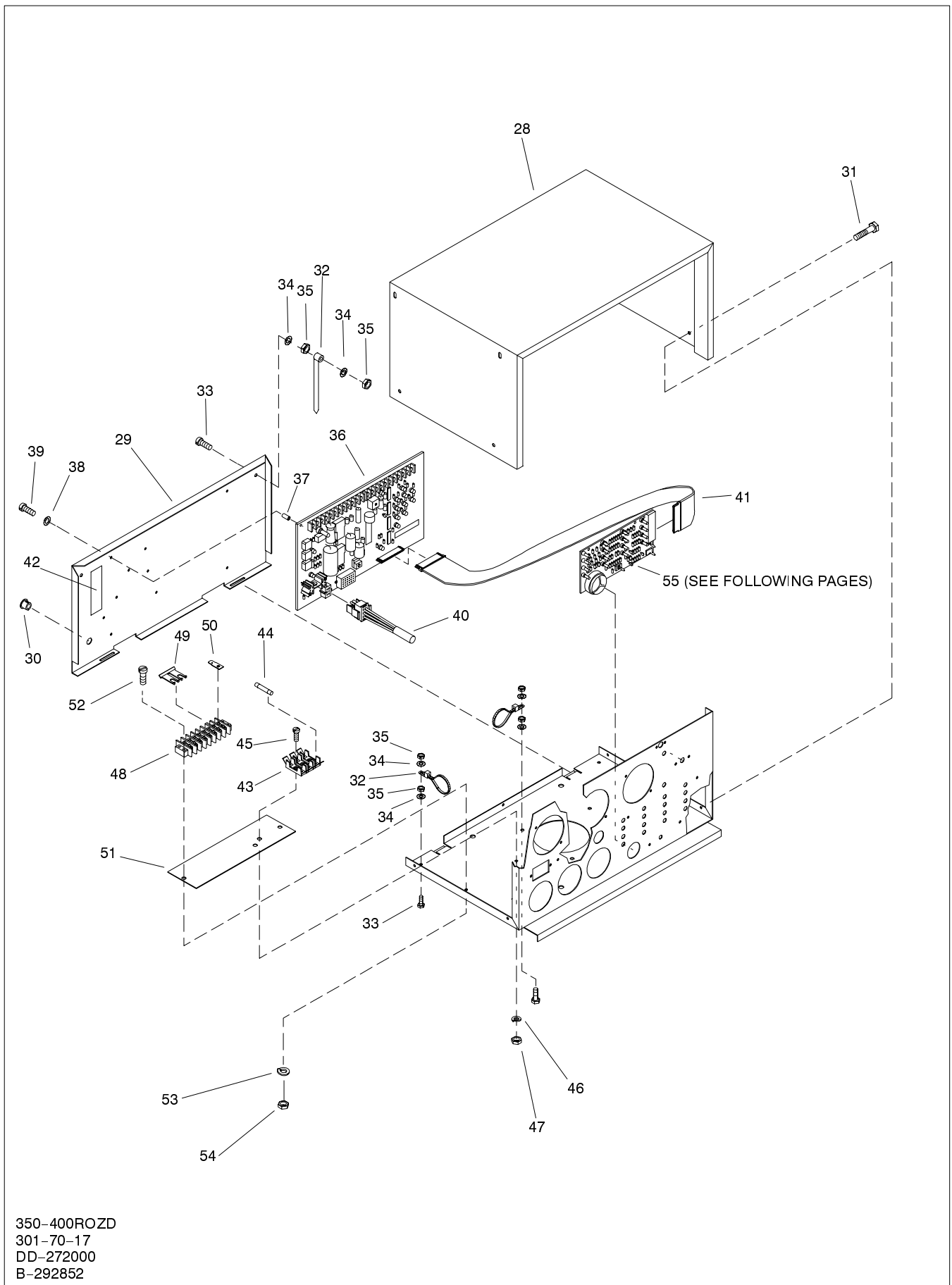
Item	Qty.	Description Variation(s)	Part No.	Item	Qty.	Description Variation(s)	Part No.
1	1	Generator assembly 30	A-292446	8	6	Screw, 5/8-11 UNC-3A x 1.75 30-32,35,44-46,54,75-78	X-55-28
	1	Generator assembly 31	A-292447		6	Screw, 5/8-11 x 2-1/4 53,55,56	X-6021-5
	1	Generator assembly 32	A-292449	9	6	Washer, 21/32 x 1-1/16 x 3/32 hard. 30-32,35,44-46,53-56,75-78	X-801-5
	1	Generator assembly 35	A-292451			-----	
	1	Generator assembly 44	A-292448	10	4	Screw, 3/4-10 x 3-1/2 30-32,35,44-46,53-56,75-78	X-6239-6
	1	Generator assembly 45	A-292450	11	4	Washer, .812 x 2.0 plain 30-32,35,44-46,53-55,75-78	X-25-126
	1	Generator assembly 46	A-292466		4	Washer, 13/16 x 1-15/32 plain 35,46,56,78	X-25-29
	1	Generator assembly 53	A-292477	12		Shim, 16 Ga. (as required) 28,29,33,36-40,43,49-52,71-74	290743
	1	Generator assembly 54	A-292478			Shim, 7 Ga. (as required) 28,29,33,36-40,43,49-52,71-74	290744
	1	Generator assembly 55	A-292479			Shim, .010" (as required) 28,29,33,36-40,43,49-52,71-74	291191
	1	Generator assembly 56	A-292483	13	4	Washer, 13/16 dia. beveled 30-32,35,44-46,53-56,75-78	X-6011-1
	1	Generator assembly 75	A-279591	14	4	Washer, 3/4 split lock 30-32,35,44-46,53-56,75-78	X-26-10
	1	Generator assembly 76	A-279592	15	4	Nut, 3/4-10 30-32,35,44-46,53-56,75-78	X-88-12
	1	Generator assembly 77	A-279593			-----	
	1	Generator assembly 78	A-279594	16	1	Voltage Reg., automatic (not shown) 30-32,35,44-46,53-56,75-78	279771
		-----		17	1	Std. Diode (not shown) 30-32,35,44-46,53-56,75-78	279773
2	1	Screw, 10-24 x 1/2 30-32,35,44-46,53-56,75-78	X-50-15	18	1	Rev. Diode (not shown) 30-32,35,44-46,53-56,75-78	279775
3	1	Clamp, 7/8" insulated 30-32,35,44-46,53-56,75-78	X-672-13	19	1	Surge Protector (not shown) 30-32,35,44-46,53-56,75-78	279777
4	1	Washer, #10 split lock 30-32,35,44-46,53-56,75-78	X-19-1	20	1	Fuse, regulator (not shown) 30-32,35,44-46,53-56,75-78	279778
5	1	Nut, 10-24 30-32,35,44-46,53-56,75-78	X-70-2	21	1	Fuse Holder Cap (not shown) 30-32,35,44-46,53-56,75-78	279779
		-----				-----	
6	16	Screw, 1/2-13 x 1-3/4 30,31,35,44-46,53,54,56,75-78	X-129-20				
	16	Screw, 1/2-13 x 2 32,55,77	X-129-21				
7	16	Washer, 17/32 x 1-1/16 hardened 30-32,35,44-46,53-56,75-78	290945				
		-----					



# 350-1500ROZD

# Group 301: Controller and Mounting

Item	Qty.	Description Variation(s)	Part No.	Item	Qty.	Description Variation(s)	Part No.
1	1	Controller assembly 17	B-292852	12	3	Transformer, current 17,25	291547
	1	Controller assembly 18	B-292853		3	Transformer, current 18,22	291548
	1	Controller assembly 21	B-292854		3	Transformer, current 21,24	297675
	1	Controller assembly 22	B-292855	13	3	Transformer, step-down (not shown) 22,24	287684
	1	Controller assembly 24	A-273848	14	6	Screw, #8-18 drill 22,24	X-794-2
	1	Controller assembly 25	B-292854				
-----							
				15	1	Grommet, 2-1/8 x 2-1/2 x 1/8 17,18,21,22,24,25	X-284-25
2	1	Box, controller 17,18,21,22,24,25	292375	16	1	Pickup, speed (on flywheel housing) 17,18,21,22,24,25 (not shown)	291288
3	1	Grommet, 3 x 3-1/2 x 5/64 17,18,21,22,24,25	X-284-31	17	1	Washer, 3/8 int./ext. tooth lock 17,18,21,22,24,25	X-22-14
-----							
4	4	Screw, 5/16-18 x 3-1/2, ref. 17,18,21,22,24,25	X-125-23	18	1	Nut, 3/8-16 17,18,21,22,24,25	X-83-2
5	4	Washer, 5/16 int./ext. tooth lock 17,18,21,22,24,25	X-22-16	19	1	Block, terminal (6-terminal) 17,18,21,22,24,25	295314
-----							
6	4	Bumper, rubber 17,18,21,22,24,25	292834	20	1	Marker, terminal strip 17,18,21,22,24,25	255080
7	4	Washer, 5/16 split lock 17,18,21,22,24,25	X-21-1	21	2	Screw, #8-32 x 3/4 17,18,21,22,24,25	X-51-11
8	4	Nut, 5/16-18 17,18,21,22,24,25	X-82-2	-----			
9	1	Cap, plastic 17,18,21,22,24,25	X-6214-3	22	2	Relay 17,18,21,22,24,25	272684
Item 9 covers item 8 and exposed stud of item 6 underneath item 41 inside controller box.				23	2	Nut, 10-32 whiz lock 17,18,21,22,24,25	X-6210-1
-----				24	1	Panel, relay 17,18,21,22,24,25	274796
10	1	Harness, CT wiring (C0,C1,C2,C3) 17,18,21,22,24,25 (not shown)	258453	25	4	Mount, vibro 17,18,21,22,24,25	282829
11	1	Harness, AC wiring (V0,V1,V2,V3) 17,18,21,22,24,25 (not shown)	258455	26	8	Washer, #8 ext. tooth lock 17,18,21,22,24,25	X-22-20
				27		#8-32 hardware 17,18,21,22,24,25	
				-----			

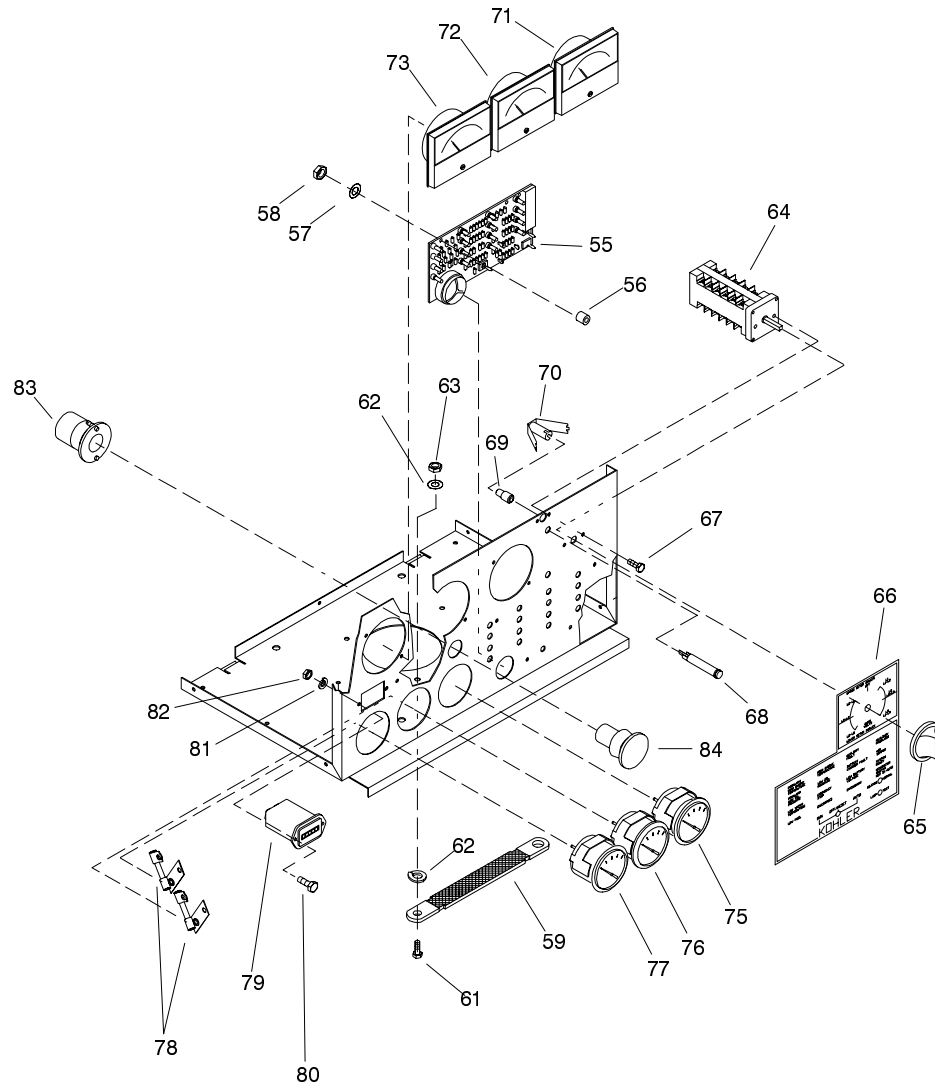


350-400ROZD  
301-70-17  
DD-272000  
B-292852

# 350-1500ROZD

# Group 301: Controller and Mounting

Item	Qty.	Description Variation(s)	Part No.	Item	Qty.	Description Variation(s)	Part No.
28	1	Cover, controller 17,18,21,22,24,25	292818	43	1	Holder, fuse 17,18,21,22,24,25	292821
29	1	Plate, hinge 17,18,21,22,24,25	292908	44	3	Fuse, 1.5 Amp. 17,18,21,22,24,25	291207
30	1	Plug, 7/16 plastic button 17,18,21,22,24,25	X-301-34	45	2	Screw, #6-32 x 3/8 17,18,21,22,24,25	X-49-2
31	9	Screw, #10-24 x 1/2 17,18,21,22,24,25	X-6216-1	46	2	Washer, #6 int. tooth lock 17,18,21,22,24,25	X-22-6
		-----		47	2	Nut, #6-32 17,18,21,22,24,25	X-71-2
32	4	Tie, cable 17,18,21,22,24,25	X-468-3			-----	
33	4	Screw, #10-24 x 3/4 17,18,21,22,24,25	X-50-3	48	1	Block, terminal (8-terminal) 17,18,21,22,24,25	246115
34	8	Washer, #10 split lock 17,18,21,22,24,25	X-19-1	49	1	Jumper, two-terminal 17,18,21,22,24,25	X-6048-2
35	8	Nut, #10-24 17,18,21,22,24,25	X-70-2	50	1	Terminal, 1/4 push-on 17,18,21,22,24,25	238898
		-----		51	1	Marker, terminal strip 17,18,21,22,24,25	292823
36	1	Board assembly, circuit (main) 17,18,21,22,24,25	F-292806	52	2	Screw, #8-32 x 5/8 17,18,21,22,24,25	X-51-53
37	9	Spacer, circuit board 17,18,21,22,24,25	287948	53	2	Washer, #8 split lock 17,18,21,22,24,25	X-18-2
38	9	Washer, #6 split lock 17,18,21,22,24,25	X-18-1	54	2	Nut, #8-32 17,18,21,22,24,25	X-72-4
39	18	Screw, #6-32 x 1/4 17,18,21,22,24,25	X-49-25			-----	
40	1	Connector, plug 17,18,21,22,24,25	241617				
41	1	Harness, cable 17,18,21,22,24,25	292836				
42	1	Decal, fuse rating 17,18,21,22,24,25	292347				
		-----					



350-400ROZD  
 301-70-17  
 DD-272000  
 B-292852

NOTE 1: ITEM 59, GROUND STRAP, ATTACHES TO GROUND LUG ASSEMBLY IN JUNCTION BOX.  
 NOTE 2: RESISTORS (ITEM 78) MOUNT ON BACK OF WATER TEMP. GAUGE AND OIL PRESS. GAUGE (ITEMS 76 & 77).

# 350-1500ROZD

# Group 301: Controller and Mounting

Item	Qty.	Description Variation(s)	Part No.	Item	Qty.	Description Variation(s)	Part No.
55	1	Board assembly, circuit 17, 18, 21, 22, 24, 25	A-292357	1	1	Ammeter, AC 22	282813
56	4	Spacer, #8 hole x 1/2 in. nylon 17, 18, 21, 22, 24, 25	X-712-9	1	1	Ammeter, AC 24	273852
57	4	Washer, #8 split lock 17, 18, 21, 22, 24, 25	X-18-2	72	1	Voltmeter, AC 17, 18, 21, 22, 24, 25	282816
58	4	Nut, #8-32 17, 18, 22, 25	X-72-4	73	1	Meter, frequency 17, 18, 21, 22, 24, 25	282818
-----				74	1	Resistor assy., AC voltmeter 22, 24	292352
59	1	Strap, ground 17, 18, 21, 22, 24, 25	X-6046-2	Item 74 mounts on back of item 72.			
60	1	Sleeving (not shown) 17, 18, 21, 22, 24, 25	X-696-5	75	1	Voltmeter, DC 17, 18, 21, 22, 24, 25	255224
61	1	Screw, #10-24 x 1 17, 18, 21, 22, 24, 25	X-50-7	76	1	Gauge, water temperature 17, 18, 21, 22, 24, 25	282898
62	2	Washer, #10 int./ext. tooth lock 17, 18, 21, 22, 24, 25	X-22-13	77	1	Gauge, oil pressure 17, 18, 21, 22, 24, 25	282897
63	2	Nut, #10-32 17, 18, 21, 22, 24, 25	X-70-3	78	2	Resistor, 24 Volt 17, 18, 21, 22, 24, 25	268297
-----				-----			
64	1	Switch, selector 17, 18, 21, 22, 24, 25	292374	79	1	Hourmeter 17, 18, 21, 22, 24, 25	238736
65	1	Knob, (for item 64, not sold separately) 17, 18, 21, 22, 24, 25		80	2	Screw, #6-32 x 1/2 17, 18, 21, 22, 24, 25	X-49-39
66	1	Nameplate 17, 18, 21, 22, 24, 25	292383	81	2	Washer, #6 int. tooth lock 17, 18, 21, 22, 24, 25	X-22-6
67	2	Screw, thread forming 17, 18, 21, 22, 24, 25	X-67-127	82	2	Nut, #6-32 17, 18, 21, 22, 24, 25	X-71-2
68	2	Lamp, neon 120 V 17, 18, 21, 22, 24, 25	291740	-----			
-----				83	1	Switch, emergency stop 17, 18, 21, 22, 24, 25	292364
69	2	Bulb (lamp), no. 313 17, 18, 21, 22, 24, 25	283420	84	1	Pushbutton (for item 83, not sold separately) 17, 18, 21, 22, 24, 25	
70	2	Socket, lamp 17, 18, 21, 22, 24, 25	284990	85	4	Terminal, #6 spade 17, 18, 21, 22, 24, 25	X-285-9
-----				(Item 85 connects item 83 to main circuit board at TB1 and TB1A once jumper is removed.)			
71	1	Ammeter, AC 17	282810	86	1	Decal, emerg. stop (not shown) 17, 18, 21, 22, 24, 25	292467
	1	Ammeter, AC 18	282811	-----			
	1	Ammeter, AC 21, 25	282812				

# Group 701: Literature

# 350-1600ROZD

Item	Qty.	Description Variation(s)	Part No.	Item	Qty.	Description Variation(s)	Part No.
1	1	Installation Manual 3-9,11-13,17	ES-420	6		* Service Manual, DDC 92 Series 3-7,11,17	TP-5382
2	1	Operator's Manual, DDC 92 Series 3-7,11,17	TP-5380			* Service Manual, DDC 149 Series 8,9,12,13	TP-5384
	1	Operator's Manual, DDC 149 Series 8,9,12,13	TP-5423			* Service Manual, Dec-3 Controller 3-9,11-13-17	TP-5311
	1	Operator's Manual, Dec-3 Controller 3-9,11-13,17	TP-5326	7		* Parts Catalog, TR Series, DDC 3-9,11-13,17	TP-5558
	1	Operation/Install., MagnaMax alt. 3-9,11-13,17	TP-5277			* Parts Catalog, DDC 92 Series 3-7,11,17	TP-5381
						* Parts Catalog, DDC 149 Series 8,9,12,13	TP-5383
3	1	Scheduled Maintenance Chart 3-9,11-13,17	ES-527				
4	1	Start-Up Notification Form 3-9,11-13,17	K-625				
5	1	Tech. Manual, MagnaMax Volt. Reg. 3-9,11-13,17	TP-5278				

\* Available Separately

	350ROZD	400ROZD	450ROZD	500ROZD	600ROZD
<b>COOLING SYSTEM KITS (104 group)*</b>					
Cooling, 105° radiator kit	279597	279597	274934	274934	274934
Cooling, 125° radiator kit (High Ambient)	279484	279484	279753	279753	279753
Cooling, city water cooled kit	274794	274794	(Special)	(Special)	(Special)
Cooling, remote radiator set-up kit (less rad.)	274795	274795	(Special)	(Special)	(Special)
CSA Listing for Reconn. Sets	Standard from alternator manufacturer, all voltages.				
<b>CONTROLLER KITS (301 group)*</b>					
Dec-3,16-Light (Level 1)	274679	274679	274681	274681	274682
Dec-3,16-Light (Level 1), oversize meterbox	274421	274421	274456	274456	274457
Dec-3,16-Light (Level 1), 380 V	279689	279689	279690	279690	279691
Dec-3,16-Light (Level 1), 380 V, oversize mtrbox	279698	279698	279699	279699	279708
Dec-3,16-Light (Level 1), 600 V	274941	274941	274942	274942	274943
Dec-3,16-Light (Level 1), 600 V, oversize mtrbox	274668	274668	274952	274952	274953
Dec-3, 6-Light (Level 2)	274422	274422	274451	274451	274452
Dec-3, 6-Light (Level 2), oversize meterbox	274423	274423	274459	274459	274460
Dec-3, 6-Light (Level 2), 380 V	279694	279694	279695	279695	279707
Dec-3, 6-Light (Level 2), 380 V, oversize mtrbox	279702	279702	279703	279703	279704
Dec-3, 6-Light (Level 2), 600 V	274946	274946	274947	274947	274948
Dec-3, 6-Light (Level 2), 600 V, oversize mtrbox	274956	274956	274957	274957	274958
Manual controller kit	N/A	N/A	N/A	N/A	N/A
Manual controller kit , 600 V	N/A	N/A	N/A	N/A	N/A
Mtrbox for switchgear, no controls or AC meters**	Use 273940 for all 350-600ROZD				
Meterbox Relocation Kit	Use PAB-258849 for all 350-600ROZD				
<b>OPTIONAL KITS</b>					
Adapter bushing, loose silencer end in/end out crit.	PA-274900	N/A	N/A	PA-274902	PA-274902
Adapter bushing, loose silencer side in/end out crit.	PA-274900	PA-279550	PA-274902	PA-274902	PA-274902
Adapter bushing, loose silencer end in/end out res.	PA-274900	N/A	PA-274902	PA-274902	PA-274902
Adapter bushing, loose silencer side in/end out res.	PA-274900	N/A	PA-274902	PA-274902	PA-274902
Air cleaner – heavy duty	N/A	N/A	279733	279733	279734
Air cleaner restriction indicators	274609	279828	279828	279828	279828
Anticipatory alarms	274302	274302	274325	274325	274325
Auxiliary fuel pump, gasoline or diesel	N/A	N/A	N/A	N/A	N/A
Battery(ies)	Use PA-272818 for all 350-600ROZD				
Battery charger, float type, 12 V w/o alarms	Use PAA-292862 for all 350-600ROZD				
Battery charger, float type, 12 V with alarms	Use PAA-292863 for all 350-600ROZD				
Battery charger, float type, 24 V w/o alarms	Use PAA-292864 for all 350-600ROZD				
Battery charger, float type, 24 V with alarms	Use PAA-292865 for all 350-600ROZD				
Battery charger, trickle type	Use PAA-248952 for all 350-600ROZD				
Battery heater	274284	274284	PA-272783	PA-272783	PA-272783
Battery rack and cables	274283	274283	PA-272819	PA-272819	PA-272819
Block heater, 110-240 VAC, in-hose, 350kW specs. PA-132801-132807	274538	N/A	N/A	N/A	N/A
Block heater, 110-240 VAC, in-hose, 350kW specs. PA-132808-132813, all 400kW	272709	272709	N/A	N/A	N/A
Block heater, 380-480 VAC, in-hose, 350kW specs. PA-132801-132807	274539	N/A	N/A	N/A	N/A
Block heater, 380-480 VAC, in-hose, 350kW specs. PA-132808-132813, all 400kW	272710	272710	N/A	N/A	N/A
Block heater, 190 to 480 VAC, in-hose	N/A	N/A	272964	272964	272964
Block heater, 110-240 VAC, in-block, 350kW specs. PA-132801-132807	279963	N/A	N/A	N/A	N/A

\* If Spec. No. Index did not have a variation no. for a particular spec. in Group 104 or Group 301, use above Cooling and Controller kits data to determine components and part numbers.

\*\* If Meterbox for Switchgear (no controls or AC meters) and Safeguard Breaker are used, Current Transformer kit is required.

# Kit List

# 350-600ROZD

	350ROZD	400ROZD	450ROZD	500ROZD	600ROZD
<b>OPTIONAL KITS</b>					
Block heater, 110-240 VAC, in-block, 350kW specs. PA-132808-132813, all 400kW	279926	279926	N/A	N/A	N/A
Block heater, 380-480 VAC, in-block, 350kW specs. PA-132801-132807	279964	N/A	N/A	N/A	N/A
Block heater, 380-480 VAC, in-block, 350kW specs. PA-132808-132813, all 400kW	279927	279927	N/A	N/A	N/A
Block heater, 190 to 480 VAC, in-block			N/A	N/A	N/A
Bus load kit (See "Load connection kit")					
Common fault relay	Use 273914 for all 350-600ROZD				
Current transformer kit - standard voltage	274842	274842	274845	274845	274848
Current transformer kit - 600 V	N/A	N/A	N/A	N/A	N/A
Customer connection terminal strip kit	Use 273915 for all 350-600ROZD				
Dry contact kit, single relay	Use PA-273912 for all 350-600ROZD				
Dry contact kit, 10 relay	Use PA-273913 for all 350-600ROZD				
Electronic governor, isochronous	Standard from engine manufacturer				
Emergency stop (local)-(meterbox front)	Standard for all 350-600ROZD				
Exhaust manifold insulation kit	274807	274808	274809	274809	274809
Fast check (troubleshooting equipment)	Use PA-272766 for all 350-600ROZD				
Flex. exhaust conn. stainless steel, single outlet	PA-272720	PA-274290	N/A	N/A	N/A
Flex. exhaust conn. stainless steel, dual outlet	N/A	PA-274732	PA-272804	PA-272804	PA-272804
Flexible fuel lines, diesel	274740	274740	272966	272966	272966
Fuel pressure gauge kit	279756	279756	279759	279759	279759
Generator heater, reconn. 95-240 VAC	279750	279750	272800	272800	272800
Generator heater reconn. 95-240 VAC, Oversize	N/A	272800	N/A	N/A	N/A
Housing, weather	279507	N/A	N/A	N/A	N/A
Housing, weather (125° High Ambient)	N/A	N/A	N/A	N/A	N/A
Line circ. brkr., 50 Hz 110/190 V, 3 ph.	N/A	N/A	N/A	N/A	N/A
Line circ. brkr., 50 Hz 110/220 V, 1 ph.	N/A	N/A	N/A	N/A	N/A
Line circ. brkr., 50 Hz 220/380 V, 3 ph.	291441	291441	290863	290863	280991
Line circ. brkr., 50 Hz 240/416 V, 3 ph.	291441	291441	290862	290863	290933
Line circ. brkr., 50 Hz 220 V, 3 ph.	N/A	N/A	N/A	N/A	N/A
Line circ. brkr., 60 Hz 120/208 V, 3 ph.	N/A	N/A	N/A	N/A	N/A
Line circ. brkr., 60 Hz 120/240 V, 1 ph.	N/A	N/A	N/A	N/A	N/A
Line circ. brkr., 60 Hz 240/416 V, 3 ph.	291441	290862	290863	290933	280991
Line circ. brkr., 60 Hz 277/480 V, 3 ph.	291441	290862	290862	290862	280991
Line circ. brkr., 60 Hz 347/600 V, 3 ph.	290861	290861	N/A	N/A	N/A
Line circ. brkr., 60 Hz 240 V, 3 ph.	N/A	N/A	N/A	N/A	N/A
Line circ. brkr., 60 Hz 240 V, 3 ph., 450 Amp	293730	N/A	N/A	N/A	N/A
Line circ. brkr., 60 Hz 240 V, 3 ph., 500 Amp	293731	N/A	N/A	N/A	N/A
Line circ. brkr., 60 Hz 240 V, 3 ph., 600 Amp	293732	293732	N/A	N/A	N/A
Line circ. brkr., 60 Hz 240 V, 3 ph., 700 Amp oversize	293734	N/A	N/A	N/A	N/A
Line circ. brkr., 60 Hz 240 V, 3 ph., 800 Amp	N/A	293735(o.s.)	293735	293735	293735
Line circ. brkr., 60 Hz 600 V, 3 ph., 400 Amp	293823	293823	293824	293824	293824
Line circ. brkr., 60 Hz 600 V, 3 ph., 400 Amp oversize		293824(o.s.)			
Line circ. brkr., 60 Hz 600 V, 3 ph., 450 Amp	293730	293730	293821	293821	293821
Line circ. brkr., 60 Hz 600 V, 3 ph., 450 Amp oversize		293821(o.s.)			
Line circ. brkr., 60 Hz 600 V, 3 ph., 500 Amp	293731	293731	293825	293825	293825
Line circ. brkr., 60 Hz 600 V, 3 ph., 500 Amp oversize		293825(o.s.)			
Line circ. brkr., 60 Hz 600 V, 3 ph., 600 Amp	293732	293732	293820	293820	293820
Line circ. brkr., 60 Hz 600 V, 3 ph., 600 Amp oversize		293820(o.s.)			
Line circ. brkr., 60 Hz 600 V, 3 ph., 700 Amp	*293799	293799	293734	293734	293734
Line circ. brkr., 60 Hz 600 V, 3 ph., 700 Amp oversize		293734(o.s.)			
Line circ. brkr., 60 Hz 600 V, 3 ph., 800 Amp	*293864	293864	293735	293735	293735
Line circ. brkr., 60 Hz 600 V, 3 ph., 800 Amp oversize		293735(o.s.)			
Line circ. brkr., 60 Hz 600 V, 3 ph., 900 Amp	*293866	293866	293744	293744	293744
Line circ. brkr., 60 Hz 600 V, 3 ph., 900 Amp oversize		293845(o.s.)			
Line circ. brkr., 60 Hz 600 V, 3 ph., 1000 Amp	*293868	293868	293745	293745	293745
Line circ. brkr., 60 Hz 600 V, 3 ph., 1000 Amp oversize		293847(o.s.)			
Line circ. brkr., 60 Hz 600 V, 3 ph., 1200 Amp	*293739	293739	293746	293746	293746
Line circ. brkr., 60 Hz 600 V, 3 ph., 1200 Amp oversize		293849(o.s.)			
Line circ. brkr., 60 Hz 600 V, 3 ph., 1400 Amp	*293843	293843	293878	293878	293878

	350ROZD	400ROZD	450ROZD	500ROZD	600ROZD
<b>OPTIONAL KITS</b>					
Line circ. brkr., 60 Hz 600 V, 3 ph., 1400 Amp oversize		293870(o.s.)			
Line circ. brkr., 60 Hz 600 V, 3 ph., 1600 Amp	*293844	293844	293853	293853	293853
Line circ. brkr., 60 Hz 600 V, 3 ph., 1600 Amp oversize		293851(o.s.)			
Line circ. brkr., 60 Hz 600 V, 3 ph., 1800 Amp	N/A	N/A	N/A	293872	293872
Line circ. brkr., 60 Hz 600 V, 3 ph., 2000 Amp	N/A	N/A	N/A	N/A	293874
Line circ. brkr., 60 Hz 600 V, 3 ph., 2500 Amp	N/A	N/A	N/A	N/A	293876
Literature (See 701 Group in Group Parts List for standard lit., or NFPA 110 Literature in Kit List for NFPA 110 lit.)					
Load connection kit	293841	293841	N/A	293840	293839
Load connection kit, 400kW oversize gen.		293840(o.s.)			
Load share module, electronic governor		Use 273775 for all 350-600ROZD			
NEMA 1 enclosure line circ. brkr., 500 Amp		Use PA-253176 for all 350-600ROZD			
NEMA 1 enclosure line circ. brkr., 600 Amp		Use PA-279878 for all 350-600ROZD			
NEMA 1 enclosure line circ. brkr., 700 Amp		Use PA-279879 for all 350-600ROZD			
NEMA 1 enclosure line circ. brkr., 800 Amp		Use PA-279880 for all 350-600ROZD			
NEMA 1 enclosure line circ. brkr., 900 Amp		Use PA-279881 for all 350-600ROZD			
NEMA 1 enclosure line circ. brkr., 1000 Amp		Use PA-279882 for all 350-600ROZD			
NEMA 1 enclosure line circ. brkr., 1200 Amp		Use PA-279883 for all 350-600ROZD			
NEMA 1 enclosure line circ. brkr., 1400 Amp		Use PA-279884 for all 350-600ROZD			
NEMA 1 enclosure line circ. brkr., 1600 Amp		Use PA-279885 for all 350-600ROZD			
NEMA 1 enclosure line circ. brkr., 1800 Amp		Use PA-279886 for all 350-600ROZD			
NEMA 1 enclosure line circ. brkr., 2000 Amp		Use PA-279887 for all 350-600ROZD			
NEMA 1 enclosure line circ. brkr., 2500 Amp		Use PA-279888 for all 350-600ROZD			
NEMA 1 enclosure line circ. brkr., 3000 Amp		Use PA-279889 for all 350-600ROZD			
NEMA 1 encl. shunt trip circ. brkr., 500 Amp		Use PA-279890 for all 350-600ROZD			
NEMA 1 encl. shunt trip circ. brkr., 600 Amp		Use PA-279891 for all 350-600ROZD			
NEMA 1 encl. shunt trip circ. brkr., 700 Amp		Use PA-279892 for all 350-600ROZD			
NEMA 1 encl. shunt trip circ. brkr., 800 Amp		Use PA-279893 for all 350-600ROZD			
NEMA 1 encl. shunt trip circ. brkr., 900 Amp		Use PA-279894 for all 350-600ROZD			
NEMA 1 encl. shunt trip circ. brkr., 1000 Amp		Use PA-279895 for all 350-600ROZD			
NEMA 1 encl. shunt trip circ. brkr., 1200 Amp		Use PA-279896 for all 350-600ROZD			
NEMA 1 encl. shunt trip circ. brkr., 1400 Amp		Use PA-279897 for all 350-600ROZD			
NEMA 1 encl. shunt trip circ. brkr., 1600 Amp		Use PA-279898 for all 350-600ROZD			
NEMA 1 encl. shunt trip circ. brkr., 2000 Amp		Use PA-270899 for all 350-600ROZD			
NEMA 1 encl. shunt trip circ. brkr., 2500 Amp		Use PA-279900 for all 350-600ROZD			
NFPA 110 Literature		PA-274550	PA-274551	PA-274552	PA-274553
Oil drain kit	272998	272998	272990	272990	272990
Oil temperature gauge kit		Use 274989 for all 350-600ROZD			
Overvoltage protection		Use 291746 for all 350-600ROZD			
Radiator duct flange (housed) 105°	272722	N/A	N/A	N/A	N/A
Radiator duct flange (unhoused) 105°	272838	272838	272965	272965	272965
Radiator duct flange (housed) 125°	N/A	N/A	N/A	N/A	N/A
Radiator duct flange (unhoused) 125°	N/A	N/A	279764	279764	279764
Reactive droop compensator	274565	274565	274566	274566	274567
Remote annunciator, 16-Light		Use PA-258782 for all 350-600ROZD			
Remote audio/visual alarm		Use PA-292856 for all 350-600ROZD			
Remote emergency stop		Use PA-292366 for all 350-600ROZD			
Rodent proofing kit	N/A	N/A	N/A	N/A	N/A
Rodent proofing kit, 600 V	N/A	N/A	N/A	N/A	N/A
Run relay		Use 273744 for all 350-600ROZD			
Safeguard brkr., 50 Hz110/190 V, 3 ph.	N/A	N/A	N/A	N/A	N/A
Safeguard brkr., 50 Hz110/220 V, 1 ph.	N/A	N/A	N/A	N/A	N/A
Safeguard brkr., 50 Hz 220/380 V, 3 ph.	292857	292857	292857	292857	292859
Safeguard brkr., 50 Hz 240/416 V, 3 ph.	292859	292857	292859	292859	292860
Safeguard brkr., 50 Hz 220 V, 3 ph.	N/A	N/A	N/A	N/A	N/A
Safeguard brkr., 60 Hz120/208 V, 3 ph.	N/A	N/A	N/A	N/A	N/A
Safeguard brkr., 60 Hz 120/240 V, 1 ph.	N/A	N/A	N/A	N/A	N/A
Safeguard brkr., 60 Hz 240/416 V, 3 ph.	292857	292858	292857	292858	292859
Safeguard brkr., 60 Hz 277/480 V, 3 ph.	292859	292857	292859	292857	292860

\* These 350kW breakers cannot be installed with weather housings. See NEMA 1 enclosure breakers.

	350ROZD	400ROZD	450ROZD	500ROZD	600ROZD
<b>OPTIONAL KITS</b>					
Safeguard brkr., 60 Hz 347/600 V, 3 ph.	292858	292861	292857	292857	292857
Safeguard brkr., 60 Hz 240 V, 3 ph.	N/A	N/A	N/A	N/A	N/A
Safeguard brkr., all voltage reconn. selection	292857	292858	292857	292858	292860
Shunt trip brkr., 50 Hz110/190 V, 3 ph.	N/A	N/A	N/A	N/A	N/A
Shunt trip brkr., 50 Hz110/220 V, 1 ph.	N/A	N/A	N/A	N/A	N/A
Shunt trip brkr., 50 Hz 220/380 V, 3 ph.	274544	274544	274490	274490	274492
Shunt trip brkr., 50 Hz 240/416 V, 3 ph.	274544	274544	274489	274490	274491
Shunt trip brkr., 50 Hz 220 V, 3 ph.	274492	274492	N/A	N/A	N/A
Shunt trip brkr., 60 Hz 120/208 V, 3 ph.	N/A	N/A	N/A	N/A	N/A
Shunt trip brkr., 60 Hz 120/240 V, 3 ph.	N/A	N/A	N/A	N/A	N/A
Shunt trip brkr., 60 Hz 240/416 V, 3 ph.	274544	274544	274490	274491	274492
Shunt trip brkr., 60 Hz 277/480 V, 3 ph.	274544	274489	274489	274489	274492
Shunt trip brkr., 60 Hz 347/600 V, 3 ph.	274543	N/A	N/A	N/A	N/A
Shunt trip brkr., 60 Hz 240 V, 3 ph.	N/A	N/A	N/A	N/A	N/A
Shunt trip brkr., 60Hz 240V, 450 Amp, 3 ph.	293758	N/A	N/A	N/A	N/A
Shunt trip brkr., 60Hz 240V, 500 Amp, 3 ph.	293759	N/A	N/A	N/A	N/A
Shunt trip brkr., 60Hz 240V, 600 Amp, 3 ph.	293760	293760	N/A	N/A	N/A
Shunt trip brkr., 60Hz 240V, 700 Amp, 3 ph.	293762(o.s.)	N/A	N/A	N/A	N/A
Shunt trip brkr., 60Hz 240V, 800 Amp, 3 ph.	N/A	293763(o.s.)	293763	293763	293763
Shunt trip brkr., 60Hz 600V, 400 Amp, 3 ph.	293829	293829	293830	293830	293830
Shunt trip brkr., 60Hz 600V, 400 Amp, 3 ph. oversize		293830(o.s.)			
Shunt trip brkr., 60Hz 600V, 450 Amp, 3 ph.	293758	293758	293827	293827	293827
Shunt trip brkr., 60Hz 600V, 450 Amp, 3 ph. oversize		293827(o.s.)			
Shunt trip brkr., 60Hz 600V, 500 Amp, 3 ph.	293759	293759	293831	293831	293831
Shunt trip brkr., 60Hz 600V, 500 Amp, 3 ph. oversize		293831(o.s.)			
Shunt trip brkr., 60Hz 600V, 600 Amp, 3 ph.	293760	293760	293826	293826	293826
Shunt trip brkr., 60Hz 600V, 600 Amp, 3 ph. oversize		293826(o.s.)			
Shunt trip brkr., 60Hz 600V, 700 Amp, 3 ph.	*293808	293808	293762	293762	293762
Shunt trip brkr., 60Hz 600V, 700 Amp, 3 ph. oversize		293762(o.s.)			
Shunt trip brkr., 60Hz 600V, 800 Amp, 3 ph.	*293865	293865	293763	293763	293763
Shunt trip brkr., 60Hz 600V, 800 Amp, 3 ph. oversize		293763(o.s.)			
Shunt trip brkr., 60Hz 600V, 900 Amp, 3 ph.	*293867	293867	293804	293804	293804
Shunt trip brkr., 60Hz 600V, 900 Amp, 3 ph. oversize		293856(o.s.)			
Shunt trip brkr., 60Hz 600V, 1000 Amp, 3 ph.	*293869	293869	293805	293805	293805
Shunt trip brkr., 60Hz 600V, 1000 Amp, 3 ph. oversize		293848(o.s.)			
Shunt trip brkr., 60Hz 600V, 1200 Amp, 3 ph.	*293800	293800	293806	293806	293806
Shunt trip brkr., 60Hz 600V, 1200 Amp, 3 ph. oversize		293850(o.s.)			
Shunt trip brkr., 60Hz 600V, 1400 Amp, 3 ph.	*293801	293801	293886	293886	293886
Shunt trip brkr., 60Hz 600V, 1400 Amp, 3 ph. oversize		293871(o.s.)			
Shunt trip brkr., 60Hz 600V, 1600 Amp, 3 ph.	*293802	293802	293803	293803	293803
Shunt trip brkr., 60Hz 600V, 1600 Amp, 3 ph. oversize		293852(o.s.)			
Shunt trip brkr., 60Hz 600V, 1800 Amp, 3 ph.	N/A	N/A	N/A	293873	293873
Shunt trip brkr., 60Hz 600V, 2000 Amp, 3 ph.	N/A	N/A	N/A	N/A	293875
Shunt trip brkr., 60Hz 600V, 2500 Amp, 3 ph.	N/A	N/A	N/A	N/A	293877
Silencer, critical (for mounting, no overhang)	279516	N/A	N/A	N/A	N/A
Silencer, critical, end in/end out, flange or NPT	Use 291533 for all 350-600ROZD				
Silencer, critical,side in/end out, flange or NPT	274294	274296	274294	274294	274294
Silencer, critical, dual inlet	274293	274629	274629	274629	274629
Silencer, industrial (for mounting, no overhang)	N/A	N/A	N/A	N/A	N/A
Silencer, industrial, end in/end out, flange or NPT	N/A	N/A	N/A	N/A	N/A
Silencer, industrial, side in/end out, flange or NPT	N/A	N/A	N/A	N/A	N/A
Silencer, res. (for mounting, no overhang)	279517	N/A	N/A	N/A	N/A
Silencer, res., end in/end out, flange	Use 291532 for all 350-600ROZD				
Silencer, res., side in/end out	274293	274627	274628	274628	274628
Silencer mounting, critical on housing	PA-279526	N/A	N/A	N/A	N/A
Silencer mounting, industrial on housing	N/A	N/A	N/A	N/A	N/A
Silencer mounting, residential on housing	PA-279526	N/A	N/A	N/A	N/A
Skid end cap	274758	274758	N/A	N/A	N/A

\* These 350kW breakers cannot be installed with weather housings. See NEMA 1 enclosure shunt trip breakers.

	350ROZD	400ROZD	450ROZD	500ROZD	600ROZD
--	---------	---------	---------	---------	---------

## OPTIONAL KITS

Speed potentiometer, electronic governor	Use 273768 for all 350-600ROZD				
Spring isolators	N/A	N/A	PA-274640	PA-274640	PA-274640
Sub-base fuel tank, 30 gal.	N/A	N/A	N/A	N/A	N/A
Sub-base fuel tank, 60 gal.	N/A	N/A	N/A	N/A	N/A
Sub-base fuel tank, 100 gal.	279680	279680	N/A	N/A	N/A
Sub-base fuel tank, 150 gal.	279681	279681	N/A	N/A	N/A
Sub-base fuel tank, 200 gal.	N/A	N/A	N/A	N/A	N/A
Sub-base fuel tank, 250 gal.	279682	279682	N/A	N/A	N/A
Sub-base tank fuel gauge, 30 gal.	N/A	N/A	N/A	N/A	N/A
Sub-base tank fuel gauge, 60 gal.	N/A	N/A	N/A	N/A	N/A
Sub-base tank fuel gauge, 100 gal.	292265	292265	N/A	N/A	N/A
Sub-base tank fuel gauge, 150 gal.	292266	292266	N/A	N/A	N/A
Sub-base tank fuel gauge, 200 gal.	N/A	N/A	N/A	N/A	N/A
Sub-base tank fuel gauge, 250 gal.	292267	292267	N/A	N/A	N/A
Sub-base tank low fuel switch, 30 gal.	N/A	N/A	N/A	N/A	N/A
Sub-base tank low fuel switch, 60 gal.	N/A	N/A	N/A	N/A	N/A
Sub-base tank low fuel switch, 100 gal.	292282	292282	N/A	N/A	N/A
Sub-base tank low fuel switch, 150 gal.	292283	292283	N/A	N/A	N/A
Sub-base tank low fuel switch, 200 gal.	N/A	N/A	N/A	N/A	N/A
Sub-base tank low fuel switch, 250 gal.	292284	292284	N/A	N/A	N/A
Sub-base tank float switch, 30 gal.	N/A	N/A	N/A	N/A	N/A
Sub-base tank float switch, 60 gal.	N/A	N/A	N/A	N/A	N/A
Sub-base tank float switch, 100 gal.	274797	274797	N/A	N/A	N/A
Sub-base tank float switch, 150 gal.	274797	274797	N/A	N/A	N/A
Sub-base tank float switch, 200 gal.	N/A	N/A	N/A	N/A	N/A
Sub-base tank float switch, 250 gal.	274798	274798	N/A	N/A	N/A
Sub-base tank transfer pump, 1 ph., 50/60 Hz	274781	274781	N/A	N/A	N/A
Tachometer	274888	274888	274994	274994	274994
Tailpipe & rain cap for housed silencer (critical)	PA-274465	N/A	N/A	N/A	N/A
Tailpipe & rain cap for housed silencer (industr.)	N/A	N/A	N/A	N/A	N/A
Tailpipe & rain cap for housed silencer (res.)	PA-274465	N/A	N/A	N/A	N/A
Terminal lug kit, 3/0-08 (1 wire/terminal)	N/A	N/A	N/A	N/A	N/A
Terminal lug kit, 350MCM-06 (1 wire/terminal)	N/A	N/A	N/A	N/A	N/A
Terminal lug kit, 350MCM-06 (2 wire/terminal)	N/A	N/A	N/A	N/A	N/A
Terminal lug kit, 500MCM-04 (1 wire/terminal)	N/A	N/A	N/A	N/A	N/A
Terminal lug kit, 600MCM-02 (2 wire/terminal)	N/A	N/A	N/A	N/A	N/A
Terminal lug kit, 600MCM-02 (4 wire/terminal)	N/A	N/A	N/A	N/A	N/A
Terminal lug kit, 600MCM-04 (1 wire/terminal)	N/A	N/A	N/A	N/A	N/A
Terminal lug kit, 750MCM-3/0 (3 wire/terminal)	N/A	N/A	N/A	N/A	N/A
Testing, .8 Power Factor	Use 258811 for all 350-600ROZD				
Voltage regulator, 1% regulation	Standard from alternator manufacturer.				
Voltage regulator, remote mounting kit	Use 273613 for all 350-600ROZD				
Wattmeter kit, 50 Hz 120/208 V, 3 ph. wye only	N/A	N/A	N/A	N/A	N/A
Wattmeter kit, 60 Hz 120/208 V, 3 ph. wye only	N/A	N/A	N/A	N/A	N/A
Wattmeter kit, 60 Hz 120/240 V, 3 ph. delta only	N/A	N/A	N/A	N/A	N/A
Wattmeter kit, 60 Hz 277/480 V, 3 ph. wye only	274378	274378	274378	274379	274379

# Kit List

# 750-1200ROZD

	750ROZD	800ROZD	900ROZD	1000ROZD	1200ROZD
<b>COOLING SYSTEM KITS (104 group)*</b>					
Cooling, 105° radiator kit	274935	274936	274937	274938	279672
Cooling, 125° radiator kit (High Ambient)	N/A	N/A	N/A	N/A	N/A
Cooling, city water cooled kit	Special	Special	Special	Special	Special
Cooling, remote radiator set-up kit (less rad.)	Special	Special	Special	Special	Special
CSA Listing for Reconn. Sets	Standard from alternator manufacturer, all voltages.				
<b>CONTROLLER KITS (301 group)*</b>					
Dec-3,16-Light (Level 1)	274682	274682	274684	274684	274684
Dec-3,16-Light (Level 1), oversize meterbox	274457	274457	274495	274495	274495
Dec-3,16-Light (Level 1), 380 V	279691	279691	279692	279693	279693
Dec-3,16-Light (Level 1), 380 V, oversize mtrbox	279708	279708	279700	279701	279701
Dec-3,16-Light (Level 1), 600 V	274943	274943	274944	274944	274944
Dec-3,16-Light (Level 1), 600 V, oversize mtrbox	274953	274953	274954	274954	274954
Dec-3, 6-Light (Level 2)	274452	274452	274496	274496	274496
Dec-3, 6-Light (Level 2), oversize meterbox	274460	274460	274497	274497	274497
Dec-3, 6-Light (Level 2), 380 V	279707	279707	279696	279697	279697
Dec-3, 6-Light (Level 2), 380 V, oversize mtrbox	279704	279704	279705	279706	279706
Dec-3, 6-Light (Level 2), 600 V	274948	274948	274949	274949	274949
Dec-3, 6-Light (Level 2), 600 V, oversize mtrbox	274958	274958	274959	274959	274959
Manual controller kit	N/A	N/A	N/A	N/A	N/A
Manual controller kit , 600 V	N/A	N/A	N/A	N/A	N/A
Mtrbox for switchgear, no controls or AC meters**	Use 273940 for all 750-1200ROZD				
Meterbox Relocation Kit	Use PAB-258849 for all 750-1200ROZD				
<b>OPTIONAL KITS</b>					
Adapter bushing, loose silencer end in/end out crit.	PA-274901	PA-274901	N/A	N/A	N/A
Adapter bushing, loose silencer side in/end out crit.	PA-274901	PA-274901	N/A	N/A	N/A
Adapter bushing, loose silencer end in/end out res.	PA-274902	PA-274902	N/A	N/A	N/A
Adapter bushing, loose silencer side in/end out res.	PA-274901	PA-274901	N/A	N/A	N/A
Air cleaner – heavy duty	279735	279735	279769	279769	279780
Air cleaner restriction indicators	279828	279828	279830	279830	279830
Anticipatory alarms	274325	274325	274238	274238	274238
Auxiliary fuel pump, gasoline or diesel	N/A	N/A	N/A	N/A	N/A
Battery(ies)	PA-272818	PA-272818	PA-274587	PA-274587	PA-274587
Battery charger, float type, 12 V w/o alarms	Use PAA-292862 for all 750-1200ROZD				
Battery charger, float type, 12 V with alarms	Use PAA-292863 for all 750-1200ROZD				
Battery charger, float type, 24 V w/o alarms	Use PAA-292864 for all 750-1200ROZD				
Battery charger, float type, 24 V with alarms	Use PAA-292865 for all 750-1200ROZD				
Battery charger, trickle type	Use PAA-248952 for all 750-1200ROZD				
Battery heater	Use PA-272783 for all 750-1200ROZD				
Battery rack and cables	Use PA-274572 for all 750-1200ROZD				
Block heater, 190 to 480 VAC, in-hose	274979	274979			
Block heater, 190 to 480 VAC, in-hose, 900kW specs. PA-132941-132947	N/A	N/A	274236	N/A	N/A
Block heater, 190 to 480 VAC, in-hose, 900kW specs. PA-132948-132950/78/85	N/A	N/A	279930	N/A	N/A
Block heater, 190 to 480 VAC, in-hose, 1000kW specs. PA-132951-132957	N/A	N/A	N/A	274236	N/A
Block heater, 190 to 480 VAC, in-hose, 1000kW specs. PA-132958-132960/79/86	N/A	N/A	N/A	279930	N/A
Block heater, 190 to 480 VAC, in-hose	N/A	N/A	N/A	N/A	279931
Block heater, 190 to 480 VAC, in-block,	279929	279929	279930	279930	279931
Bus load kit (See "Load connection kit")					
Common fault relay	Use 273914 for all 750-1200ROZD				

\* If Spec. No. Index did not have a variation no. for a particular spec. in Group 104 or Group 301, use above Cooling and Controller kits data to determine components and part numbers.

\*\* If Meterbox for Switchgear (no controls or AC meters) and Safeguard Breaker are used, Current Transformer kit is required.

	750ROZD	800ROZD	900ROZD	1000ROZD	1200ROZD
<b>OPTIONAL KITS</b>					
Current transformer kit – standard voltage	274848	274848	274845	274845	274845
Current transformer kit – 600 V	N/A	N/A	N/A	N/A	N/A
Customer connection terminal strip kit	Use 273915 for all 750-1200ROZD				
Dry contact kit, single relay	Use PA-273912 for all 750-1200ROZD				
Dry contact kit, 10 relay	Use PA-273913 for all 750-1200ROZD				
Electronic governor, isochronous	Standard from engine manufacturer.				
Emergency stop (local)-(meterbox front)	Standard for all 750-1200ROZD				
Exhaust manifold insulation kit	274810	274810	N/A	N/A	N/A
Fast check (troubleshooting equipment)	Use PA-272766 for all 750-1200ROZD				
Flex. exhaust conn. stainless steel, single outlet	N/A	N/A	N/A	N/A	N/A
Flex. exhaust conn. stainless steel, dual outlet	PA-272804	PA-272804	PA-272974	PA-272974	PA-272975
Flex. fuel lines, diesel	272934	272934	274648	274648	274648
Fuel pressure gauge kit	279759	279759	279760	279760	279760
Generator heater, reconn. 95 to 240 VAC	272800	272800	272801	272801	272801
Housing, weather	N/A	N/A	N/A	N/A	N/A
Housing, weather (125° High Ambient)	N/A	N/A	N/A	N/A	N/A
Line circ. brkr., 50 Hz 110/190 V, 3 ph.	N/A	N/A	N/A	N/A	N/A
Line circ. brkr., 50 Hz 110/220 V, 1 ph.	N/A	N/A	N/A	N/A	N/A
Line circ. brkr., 50 Hz 220/380 V, 3 ph.	291285	291111	291111	291668	282050
Line circ. brkr., 50 Hz 240/416 V, 3 ph.	291285	291285	291111	291668	282050
Line circ. brkr., 50 Hz 220 V, 3 ph.	N/A	N/A	N/A	N/A	N/A
Line circ. brkr., 60 Hz 120/208 V, 3 ph.	N/A	N/A	N/A	N/A	N/A
Line circ. brkr., 60 Hz 120/240 V, 1 ph.	N/A	N/A	N/A	N/A	N/A
Line circ. brkr., 60 Hz 240/416 V, 3 ph.	291111	291111	291668	282050	282050
Line circ. brkr., 60 Hz 277/480 V, 3 ph.	291285	291285	291111	291668	282050
Line circ. brkr., 60 Hz 347/600 V, 3 ph.	N/A	N/A	N/A	N/A	N/A
Line circ. brkr., 60 Hz 240 V, 3 ph.	N/A	N/A	N/A	N/A	N/A
Line circ. brkr., 60 Hz 600 V, 3 ph., 400 Amp	293824	293824	N/A	N/A	N/A
Line circ. brkr., 60 Hz 600 V, 3 ph., 450 Amp	293821	293821	N/A	N/A	N/A
Line circ. brkr., 60 Hz 600 V, 3 ph., 500 Amp	293825	293825	N/A	N/A	N/A
Line circ. brkr., 60 Hz 600 V, 3 ph., 600 Amp	293820	293820	N/A	N/A	N/A
Line circ. brkr., 60 Hz 600 V, 3 ph., 700 Amp	293734	293734	N/A	N/A	N/A
Line circ. brkr., 60 Hz 600 V, 3 ph., 800 Amp	293735	293735	293822	293822	293822
Line circ. brkr., 60 Hz 600 V, 3 ph., 800 Amp oversize		293822(o.s.)			
Line circ. brkr., 60 Hz 600 V, 3 ph., 900 Amp	293744	293744	293854	293854	293854
Line circ. brkr., 60 Hz 600 V, 3 ph., 900 Amp oversize		293854(o.s.)			
Line circ. brkr., 60 Hz 600 V, 3 ph., 1000 Amp	293745	293745	293811	293811	293811
Line circ. brkr., 60 Hz 600 V, 3 ph., 1000 Amp oversize		293811(o.s.)			
Line circ. brkr., 60 Hz 600 V, 3 ph., 1200 Amp	293746	293746	293812	293812	293812
Line circ. brkr., 60 Hz 600 V, 3 ph., 1200 Amp oversize		293812(o.s.)			
Line circ. brkr., 60 Hz 600 V, 3 ph., 1400 Amp	293878	293878	293880	293880	293880
Line circ. brkr., 60 Hz 600 V, 3 ph., 1400 Amp oversize		293880(o.s.)			
Line circ. brkr., 60 Hz 600 V, 3 ph., 1600 Amp	293853	293853	293882	293882	293882
Line circ. brkr., 60 Hz 600 V, 3 ph., 1600 Amp oversize		293882(o.s.)			
Line circ. brkr., 60 Hz 600 V, 3 ph., 1800 Amp	293872	293872	293752	293752	293752
Line circ. brkr., 60 Hz 600 V, 3 ph., 1800 Amp oversize		293752(o.s.)			
Line circ. brkr., 60 Hz 600 V, 3 ph., 2000 Amp	293874	293874	293884	293884	293884
Line circ. brkr., 60 Hz 600 V, 3 ph., 2000 Amp oversize		293884(o.s.)			
Line circ. brkr., ground fault, 2000 Amp	N/A	293819(o.s.)	293819	293819	293819
Line circ. brkr., 60 Hz 600 V, 3 ph., 2500 Amp	293876	293876	293813	293813	293813
Line circ. brkr., 60 Hz 600 V, 3 ph., 2500 Amp oversize		293813(o.s.)			
Literature (See 701 Group in Group Parts List for standard lit., or NFPA 110 Literature in Kit List for NFPA 110 lit.)					
Load connection kit	293839	293839	293839	N/A	N/A
Load share module, electronic governor	Use 273775 for all 750-1200ROZD				
NEMA 1 enclosure line circ. brkr., 500 Amp	Use PA-253176 for all 750-1200ROZD				
NEMA 1 enclosure line circ. brkr., 600 Amp	Use PA-279878 for all 750-1200ROZD				
NEMA 1 enclosure line circ. brkr., 700 Amp	Use PA-279879 for all 750-1200ROZD				
NEMA 1 enclosure line circ. brkr., 800 Amp	Use PA-279880 for all 750-1200ROZD				
NEMA 1 enclosure line circ. brkr., 900 Amp	Use PA-279881 for all 750-1200ROZD				
NEMA 1 enclosure line circ. brkr., 1000 Amp	Use PA-279882 for all 750-1200ROZD				
NEMA 1 enclosure line circ. brkr., 1200 Amp	Use PA-279883 for all 750-1200ROZD				

	750ROZD	800ROZD	900ROZD	1000ROZD	1200ROZD
<b>OPTIONAL KITS</b>					
NEMA 1 enclosure line circ. brkr., 1400 Amp	Use PA-279884 for all 750-1200ROZD				
NEMA 1 enclosure line circ. brkr., 1600 Amp	Use PA-279885 for all 750-1200ROZD				
NEMA 1 enclosure line circ. brkr., 1800 Amp	Use PA-279886 for all 750-1200ROZD				
NEMA 1 enclosure line circ. brkr., 2000 Amp	Use PA-279887 for all 750-1200ROZD				
NEMA 1 enclosure line circ. brkr., 2500 Amp	Use PA-279888 for all 750-1200ROZD				
NEMA 1 enclosure line circ. brkr., 3000 Amp	Use PA-279889 for all 750-1200ROZD				
NEMA 1 encl. shunt trip circ. brkr., 500 Amp	Use PA-279890 for all 750-1200ROZD				
NEMA 1 encl. shunt trip circ. brkr., 600 Amp	Use PA-279891 for all 750-1200ROZD				
NEMA 1 encl. shunt trip circ. brkr., 700 Amp	Use PA-279892 for all 750-1200ROZD				
NEMA 1 encl. shunt trip circ. brkr., 800 Amp	Use PA-279893 for all 750-1200ROZD				
NEMA 1 encl. shunt trip circ. brkr., 900 Amp	Use PA-279894 for all 750-1200ROZD				
NEMA 1 encl. shunt trip circ. brkr., 1000 Amp	Use PA-279895 for all 750-1200ROZD				
NEMA 1 encl. shunt trip circ. brkr., 1200 Amp	Use PA-279896 for all 750-1200ROZD				
NEMA 1 encl. shunt trip circ. brkr., 1400 Amp	Use PA-279897 for all 750-1200ROZD				
NEMA 1 encl. shunt trip circ. brkr., 1600 Amp	Use PA-279898 for all 750-1200ROZD				
NEMA 1 encl. shunt trip circ. brkr., 2000 Amp	Use PA-270899 for all 750-1200ROZD				
NEMA 1 encl. shunt trip circ. brkr., 2500 Amp	Use PA-279900 for all 750-1200ROZD				
NFPA 110 Literature	PA-274555	PA-274556	PA-274557	PA-274558	PA-274559
Oil drain kit	272962	272962	274639	274639	274639
Oil temperature gauge kit	Use PA-274989 for all 750-1200ROZD				
Overvoltage protection	Use 291746 for all 750-1200ROZD				
Radiator duct flange (housed) 105°	N/A	N/A	N/A	N/A	N/A
Radiator duct flange (unhoused) 105°	272963	274233	274233	274233	274235
Radiator duct flange (housed) 125°	N/A	N/A	N/A	N/A	N/A
Radiator duct flange (unhoused) 125°	N/A	N/A	N/A	N/A	N/A
Reactive droop compensator	274567	274567	274566	274566	274566
Remote annunciator, 16-Light	Use PA-258782 for all 750-1200ROZD				
Remote audio/visual alarm	Use PA-292856 for all 750-1200ROZD				
Remote emergency stop	Use PA-292366 for all 750-1200ROZD				
Rodent proofing kit	N/A	N/A	N/A	N/A	N/A
Rodent proofing kit, 600 V	N/A	N/A	N/A	N/A	N/A
Run relay	Use 273744 for all 750-1200ROZD				
Safeguard brkr., 50 Hz110/190 V, 3 ph.	N/A	N/A	N/A	N/A	N/A
Safeguard brkr., 50 Hz110/220 V, 1 ph.	N/A	N/A	N/A	N/A	N/A
Safeguard brkr., 50 Hz 220/380 V, 3 ph.	292857	292858	292859	292857	292861
Safeguard brkr., 50 Hz 240/416 V, 3 ph.	292859	292857	292859	292857	292858
Safeguard brkr., 50 Hz 220 V, 3 ph.	N/A	N/A	N/A	N/A	N/A
Safeguard brkr., 60 Hz120/208 V, 3 ph.	N/A	N/A	N/A	N/A	N/A
Safeguard brkr., 60 Hz 120/240 V, 1 ph.	N/A	N/A	N/A	N/A	N/A
Safeguard brkr., 60 Hz 240/416 V, 3 ph.	292858	292858	292857	292858	292861
Safeguard brkr., 60 Hz 277/480 V, 3 ph.	292857	292858	292859	292857	292861
Safeguard brkr., 60 Hz 347/600 V, 3 ph.	292861	292861	292857	292858	292861
Safeguard brkr., 60 Hz 240 V, 3 ph.	N/A	N/A	N/A	N/A	N/A
Safeguard brkr., all voltage reconn. selection	292857	292857	292857	292858	292861
Shunt trip brkr., 50 Hz110/190 V, 3 ph.	N/A	N/A	N/A	N/A	N/A
Shunt trip brkr., 50 Hz110/220 V, 1 ph.	N/A	N/A	N/A	N/A	N/A
Shunt trip brkr., 50 Hz 220/380 V, 3 ph.	274493	274494	274494	274533	274534
Shunt trip brkr., 50 Hz 240/416 V, 3 ph.	274493	274493	274494	274533	274534
Shunt trip brkr., 50 Hz 220 V, 3 ph.	N/A	N/A	N/A	N/A	N/A
Shunt trip brkr., 60 Hz 120/208 V, 3 ph.	N/A	N/A	N/A	N/A	N/A
Shunt trip brkr., 60 Hz 120/240 V, 3 ph.	N/A	N/A	N/A	N/A	N/A
Shunt trip brkr., 60 Hz 240/416 V, 3 ph.	274494	274493	274533	274533	274534
Shunt trip brkr., 60 Hz 277/480 V, 3 ph.	274493	274493	274494	274533	274534
Shunt trip brkr., 60 Hz 347/600 V, 3 ph.	N/A	N/A	N/A	N/A	N/A
Shunt trip brkr., 60 Hz 240 V, 3 ph.	N/A	N/A	N/A	N/A	N/A
Shunt trip brkr., 60Hz 600V, 400 Amp, 3 ph.	293830	293830	N/A	N/A	N/A
Shunt trip brkr., 60Hz 600V, 450 Amp, 3 ph.	293827	293827	N/A	N/A	N/A
Shunt trip brkr., 60Hz 600V, 500 Amp, 3 ph.	293831	293831	N/A	N/A	N/A
Shunt trip brkr., 60Hz 600V, 600 Amp, 3 ph.	293826	293826	N/A	N/A	N/A
Shunt trip brkr., 60Hz 600V, 700 Amp, 3 ph.	293762	293762	N/A	N/A	N/A
Shunt trip brkr., 60Hz 600V, 800 Amp, 3 ph.	293763	293763	293828	293828	293828

	750ROZD	800ROZD	900ROZD	1000ROZD	1200ROZD
<b>OPTIONAL KITS</b>					
Shunt trip brkr., 60Hz 600V, 800 Amp, 3 ph. oversize		293828(o.s.)			
Shunt trip brkr., 60Hz 600V, 900 Amp, 3 ph.	293804	293804	293879	293879	293879
Shunt trip brkr., 60Hz 600V, 900 Amp, 3 ph. oversize		293879(o.s.)			
Shunt trip brkr., 60Hz 600V, 1000 Amp, 3 ph.	293805	293805	293815	293815	293815
Shunt trip brkr., 60Hz 600V, 1000 Amp, 3 ph. oversize		293815(o.s.)			
Shunt trip brkr., 60Hz 600V, 1200 Amp, 3 ph.	293806	293806	293816	293816	293816
Shunt trip brkr., 60Hz 600V, 1200 Amp, 3 ph. oversize		293816(o.s.)			
Shunt trip brkr., 60Hz 600V, 1400 Amp, 3 ph.	293886	293886	293881	293881	293881
Shunt trip brkr., 60Hz 600V, 1400 Amp, 3 ph. oversize		293881(o.s.)			
Shunt trip brkr., 60Hz 600V, 1600 Amp, 3 ph.	293803	293803	293883	293883	293883
Shunt trip brkr., 60Hz 600V, 1600 Amp, 3 ph. oversize		293883(o.s.)			
Shunt trip brkr., 60Hz 600V, 1800 Amp, 3 ph.	293873	293873	293807	293807	293807
Shunt trip brkr., 60Hz 600V, 1800 Amp, 3 ph. oversize		293807(o.s.)			
Shunt trip brkr., 60Hz 600V, 2000 Amp, 3 ph.	293875	293875	293885	293885	293885
Shunt trip brkr., 60Hz 600V, 2000 Amp, 3 ph. oversize		293885(o.s.)			
Shunt trip brkr., 60Hz 600V, 2500 Amp, 3 ph.	293877	293877	293817	293817	293817
Shunt trip brkr., 60Hz 600V, 2500 Amp, 3 ph. oversize		293817(o.s.)			
Silencer, critical (for mounting, no overhang)	N/A	N/A	N/A	N/A	N/A
Silencer, critical, end in/end out, flange or NPT	Use 293701 for all 750-1200ROZD				
Silencer, critical, side in/end out, flange or NPT	274296	274296	274298	274298	274298
Silencer, critical, dual inlet	274631	274631	274636	274636	274636
Silencer, industrial (for mounting, no overhang)	N/A	N/A	N/A	N/A	N/A
Silencer, industrial, end in/end out, flange or NPT	N/A	N/A	N/A	N/A	N/A
Silencer, industrial, side in/end out, flange or NPT	N/A	N/A	N/A	N/A	N/A
Silencer, res. (for mounting, no overhang)	N/A	N/A	N/A	N/A	N/A
Silencer, res., end in/end out, flange	291532	291532	293700	293700	293700
Silencer, res., dual inlet	274630	274630	274635	274635	274635
Silencer mounting, critical on housing	N/A	N/A	N/A	N/A	N/A
Silencer mounting, industrial on housing	N/A	N/A	N/A	N/A	N/A
Silencer mounting, residential on housing	N/A	N/A	N/A	N/A	N/A
Skid end cap	N/A	N/A	N/A	N/A	N/A
Speed potentiometer, electronic governor	Use 273768 for all 750-1200ROZD				
Spring isolators	PA-292868	PA-292868	PA-292868	PA-292868	PA-292869
Sub-base fuel tank, 30 gal.	N/A	N/A	N/A	N/A	N/A
Sub-base fuel tank, 60 gal.	N/A	N/A	N/A	N/A	N/A
Sub-base fuel tank, 100 gal.	N/A	N/A	N/A	N/A	N/A
Sub-base fuel tank, 150 gal.	N/A	N/A	N/A	N/A	N/A
Sub-base fuel tank, 200 gal.	N/A	N/A	N/A	N/A	N/A
Sub-base fuel tank, 250 gal.	N/A	N/A	N/A	N/A	N/A
Sub-base tank fuel gauge, 30 gal.	N/A	N/A	N/A	N/A	N/A
Sub-base tank fuel gauge, 60 gal.	N/A	N/A	N/A	N/A	N/A
Sub-base tank fuel gauge, 100 gal.	N/A	N/A	N/A	N/A	N/A
Sub-base tank fuel gauge, 150 gal.	N/A	N/A	N/A	N/A	N/A
Sub-base tank fuel gauge, 200 gal.	N/A	N/A	N/A	N/A	N/A
Sub-base tank fuel gauge, 250 gal.	N/A	N/A	N/A	N/A	N/A
Sub-base tank low fuel switch, 30 gal.	N/A	N/A	N/A	N/A	N/A
Sub-base tank low fuel switch, 60 gal.	N/A	N/A	N/A	N/A	N/A
Sub-base tank low fuel switch, 100 gal.	N/A	N/A	N/A	N/A	N/A
Sub-base tank low fuel switch, 150 gal.	N/A	N/A	N/A	N/A	N/A
Sub-base tank low fuel switch, 200 gal.	N/A	N/A	N/A	N/A	N/A
Sub-base tank low fuel switch, 250 gal.	N/A	N/A	N/A	N/A	N/A
Sub-base tank float switch, 30 gal.	N/A	N/A	N/A	N/A	N/A
Sub-base tank float switch, 60 gal.	N/A	N/A	N/A	N/A	N/A
Sub-base tank float switch, 100 gal.	N/A	N/A	N/A	N/A	N/A
Sub-base tank float switch, 150 gal.	N/A	N/A	N/A	N/A	N/A
Sub-base tank float switch, 200 gal.	N/A	N/A	N/A	N/A	N/A
Sub-base tank float switch, 250 gal.	N/A	N/A	N/A	N/A	N/A
Sub-base tank transfer pump, 1 ph., 50/60 Hz	N/A	N/A	N/A	N/A	N/A
Tachometer	Use 274994 for all 750-1200ROZD				
Tailpipe & rain cap for housed silencer (critical)	N/A	N/A	N/A	N/A	N/A
Tailpipe & rain cap for housed silencer (industr.)	N/A	N/A	N/A	N/A	N/A

# Kit List

# 750-1200ROZD

	750ROZD	800ROZD	900ROZD	1000ROZD	1200ROZD
<b>OPTIONAL KITS</b>					
Tailpipe & rain cap for housed silencer (res.)	N/A	N/A	N/A	N/A	N/A
Terminal lug kit, 3/0-08 (1 wire/terminal)	N/A	N/A	N/A	N/A	N/A
Terminal lug kit, 350MCM-06 (1 wire/terminal)	N/A	N/A	N/A	N/A	N/A
Terminal lug kit, 350MCM-06 (2 wire/terminal)	N/A	N/A	N/A	N/A	N/A
Terminal lug kit, 500MCM-04 (1 wire/terminal)	N/A	N/A	N/A	N/A	N/A
Terminal lug kit, 600MCM-02 (2 wire/terminal)	N/A	N/A	N/A	N/A	N/A
Terminal lug kit, 600MCM-02 (4 wire/terminal)	N/A	N/A	N/A	N/A	N/A
Terminal lug kit, 600MCM-04 (1 wire/terminal)	N/A	N/A	N/A	N/A	N/A
Terminal lug kit, 750MCM-3/0 (3 wire/terminal)	N/A	N/A	N/A	N/A	N/A
Testing, .8 Power Factor	N/A	N/A	N/A	N/A	N/A
Voltage regulator, 1% regulation, 3 ph. only	Standard from alternator manufacturer.				
Voltage regulator, remote mounting kit	Use 273613 for all 750-1200ROZD				
Wattmeter kit, 50 Hz 120/208 V, 3 ph. wye only	N/A				
Wattmeter kit, 60 Hz 120/208 V, 3 ph. wye only	N/A				
Wattmeter kit, 60 Hz 120/240 V, 3 ph. delta only	N/A				
Wattmeter kit, 60 Hz 277/480 V, 3 ph. wye only	274380	274380	274380	274380	274381

## 1500ROZD

**COOLING SYSTEM KITS (104 group)\***

Cooling, 105° radiator kit	274965
Cooling, 125° radiator kit (High Ambient)	N/A
Cooling, city water cooled kit	Special
Cooling, remote radiator set-up kit (less rad.)	Special
CSA Listing for Recon. Sets	Standard from alternator manufacturer, all voltages.

**CONTROLLER KITS (301 group)\***

Dec-3,16-Light (Level 1)	274685
Dec-3,16-Light (Level 1), oversize meterbox	274498
Dec-3,16-Light (Level 1), 380 V	279693
Dec-3,16-Light (Level 1), 380 V, oversize mtrbox	279701
Dec-3,16-Light (Level 1), 600 V	274945
Dec-3,16-Light (Level 1), 600 V, oversize mtrbox	274955
Dec-3, 6-Light (Level 2)	274499
Dec-3, 6-Light (Level 2), oversize meterbox	274500
Dec-3, 6-Light (Level 2), 380 V	279697
Dec-3, 6-Light (Level 2), 380 V, oversize mtrbox	279706
Dec-3, 6-Light (Level 2), 600 V	274950
Dec-3, 6-Light (Level 2), 600 V, oversize mtrbox	274960
Manual controller kit	N/A
Manual controller kit , 600 V	N/A
Mtrbox for switchgear, no controls or AC meters**	273940
Meterbox Relocation Kit	PAB-258849

**OPTIONAL KITS**

Adapter bushing, loose silencer end in/end out crit.	N/A
Adapter bushing, loose silencer side in/end out crit.	N/A
Adapter bushing, loose silencer end in/end out res.	N/A
Adapter bushing, loose silencer side in/end out res.	N/A
Air cleaner – heavy duty	279780
Air cleaner restriction indicators	279830
Anticipatory alarms	274238
Auxiliary fuel pump, gasoline or diesel	N/A
Battery(ies)	PA-274587
Battery charger, float type, 12 V w/o alarms	PAA-292862
Battery charger, float type, 12 V with alarms	PAA-292863
Battery charger, float type, 24 V w/o alarms	PAA-292864
Battery charger, float type, 24 V with alarms	PAA-292865
Battery charger, trickle type	PAA-248952
Battery heater	PA-272783
Battery rack and cables	PA-274572
Block heater, 190 to 480 VAC, in-hose	279932
Block heater, 190 to 480 VAC, in-block	279932
Bus load kit (See "Load connection kit")	
Common fault relay	273914
Current transformer kit – standard voltage	274848
Current transformer kit – 600 V	N/A
Customer connection terminal strip kit	273915
Dry contact kit, single relay	PA-273912
Dry contact kit, 10 relay	PA-273913
Electronic governor, isochronous	Standard from engine manufacturer.
Emergency stop (local)-(meterbox front)	Standard
Exhaust manifold insulation kit	N/A
Fast check (troubleshooting equipment)	PA-272766

\* If Spec. No. Index did not have a variation no. for a particular spec. in Group 104 or Group 301, use above Cooling and Controller kits data to determine components and part numbers.

\*\* If Meterbox for Switchgear (no controls or AC meters) and Safeguard Breaker are used, Current Transformer kit is required.

## OPTIONAL KITS

Flex. exhaust conn. stainless steel, single outlet	N/A
Flex. exhaust conn. stainless steel, dual outlet	PA-272975
Flex. fuel lines, diesel	274648
Fuel pressure gauge kit	279760
Generator heater, reconn. 95 to 240 VAC	272801
Housing, weather	N/A
Housing, weather (125° High Ambient)	N/A
Line circ. breaker, 50 Hz 110/190 V, 3 phase	N/A
Line circ. breaker, 50 Hz 110/220 V, 1 phase	N/A
Line circ. breaker, 50 Hz 220/380 V, 3 phase	282048
Line circ. breaker, 50 Hz 240/416 V, 3 phase	282048
Line circ. breaker, 50 Hz 220 V, 3 phase	N/A
Line circ. breaker, 60 Hz 120/208 V, 3 phase	N/A
Line circ. breaker, 60 Hz 120/240 V, 1 phase	N/A
Line circ. breaker, 60 Hz 240/416 V, 3 phase	282048
Line circ. breaker, 60 Hz 277/480 V, 3 phase	282048
Line circ. breaker, 60 Hz 347/600 V, 3 phase	N/A
Line circ. breaker, 60 Hz 240 V, 3 phase	N/A
Line circ. breaker, 60 Hz 600 V, 3 phase, 400 amp	N/A
Line circ. breaker, 60 Hz 600 V, 3 phase, 450 amp	N/A
Line circ. breaker, 60 Hz 600 V, 3 phase, 500 amp	N/A
Line circ. breaker, 60 Hz 600 V, 3 phase, 600 amp	N/A
Line circ. breaker, 60 Hz 600 V, 3 phase, 700 amp	N/A
Line circ. breaker, 60 Hz 600 V, 3 phase, 800 amp	293822
Line circ. breaker, 60 Hz 600 V, 3 phase, 900 amp	293854
Line circ. breaker, 60 Hz 600 V, 3 phase, 1000 amp	293811
Line circ. breaker, 60 Hz 600 V, 3 phase, 1200 amp	293812
Line circ. breaker, 60 Hz 600 V, 3 phase, 1400 amp	293880
Line circ. breaker, 60 Hz 600 V, 3 phase, 1600 amp	293882
Line circ. breaker, 60 Hz 600 V, 3 phase, 1800 amp	293752
Line circ. breaker, 60 Hz 600 V, 3 phase, 2000 amp	293884
Line circ. breaker, ground fault, 2000 amp	293819
Line circ. breaker, 60 Hz 600 V, 3 phase, 2500 amp	293813
Literature (See 701 Group in Group Parts List for standard lit., or NFPA 110 Literature in Kit List for NFPA 110 lit.)	
Load connection kit	N/A
Load share module, electronic governor	273775
NEMA 1 enclosure line circ. brkr., 500 Amp	PA-253176
NEMA 1 enclosure line circ. brkr., 600 Amp	PA-279878
NEMA 1 enclosure line circ. brkr., 700 Amp	PA-279879
NEMA 1 enclosure line circ. brkr., 800 Amp	PA-279880
NEMA 1 enclosure line circ. brkr., 900 Amp	PA-279881
NEMA 1 enclosure line circ. brkr., 1000 Amp	PA-279882
NEMA 1 enclosure line circ. brkr., 1200 Amp	PA-279883
NEMA 1 enclosure line circ. brkr., 1400 Amp	PA-279884
NEMA 1 enclosure line circ. brkr., 1600 Amp	PA-279885
NEMA 1 enclosure line circ. brkr., 1800 Amp	PA-279886
NEMA 1 enclosure line circ. brkr., 2000 Amp	PA-279887
NEMA 1 enclosure line circ. brkr., 2500 Amp	PA-279888
NEMA 1 enclosure line circ. brkr., 3000 Amp	PA-279889
NEMA 1 encl. shunt trip circ. brkr., 500 Amp	PA-279890
NEMA 1 encl. shunt trip circ. brkr., 600 Amp	PA-279891
NEMA 1 encl. shunt trip circ. brkr., 700 Amp	PA-279892
NEMA 1 encl. shunt trip circ. brkr., 800 Amp	PA-279893
NEMA 1 encl. shunt trip circ. brkr., 900 Amp	PA-279894
NEMA 1 encl. shunt trip circ. brkr., 1000 Amp	PA-279895
NEMA 1 encl. shunt trip circ. brkr., 1200 Amp	PA-279896
NEMA 1 encl. shunt trip circ. brkr., 1400 Amp	PA-279897
NEMA 1 encl. shunt trip circ. brkr., 1600 Amp	PA-279898
NEMA 1 encl. shunt trip circ. brkr., 2000 Amp	PA-270899
NEMA 1 encl. shunt trip circ. brkr., 2500 Amp	PA-279900
NFPA 110 Literature	PA-274560

## OPTIONAL KITS

Oil drain kit	274656
Oil temperature gauge kit	274989
Overvoltage protection	291746
Radiator duct flange (housed) 105°	N/A
Radiator duct flange (unhoused) 105°	274236
Radiator duct flange (housed) 125°	N/A
Radiator duct flange (unhoused) 125°	N/A
Reactive droop compensator	274567
Remote annunciator, 16–Light	PA-258782
Remote audio/visual alarm	PA-292856
Remote emergency stop	PA-292366
Rodent proofing kit	N/A
Rodent proofing kit, 600 V	N/A
Run relay	273744
Safeguard breaker, 50 Hz110/190 V, 3 phase	N/A
Safeguard breaker, 50 Hz110/220 V, 1 phase	N/A
Safeguard breaker, 50 Hz 220/380 V, 3 phase	292857
Safeguard breaker, 50 Hz 240/416 V, 3 phase	292859
Safeguard breaker, 50 Hz 220 V, 3 phase	N/A
Safeguard breaker, 60 Hz120/208 V, 3 phase	N/A
Safeguard breaker, 60 Hz 120/240 V, 1 phase	N/A
Safeguard breaker, 60 Hz 240/416 V, 3 phase	292858
Safeguard breaker, 60 Hz 277/480 V, 3 phase	292857
Safeguard breaker, 60 Hz 347/600 V, 3 phase	292858
Safeguard breaker, 60 Hz 240 V, 3 phase	N/A
Safeguard breaker, all voltage reconn. selection	292858
Shunt trip breaker, 50 Hz110/190 V, 3 phase	N/A
Shunt trip breaker, 50 Hz110/220 V, 1 phase	N/A
Shunt trip breaker, 50 Hz 220/380 V, 3 phase	274535
Shunt trip breaker, 50 Hz 240/416 V, 3 phase	274535
Shunt trip breaker, 50 Hz 220 V, 3 phase	N/A
Shunt trip breaker, 60 Hz 120/208 V, 3 phase	N/A
Shunt trip breaker, 60 Hz 120/240 V, 3 phase	N/A
Shunt trip breaker, 60 Hz 240/416 V, 3 phase	274535
Shunt trip breaker, 60 Hz 277/480 V, 3 phase	274535
Shunt trip breaker, 60 Hz 347/600 V, 3 phase	N/A
Shunt trip breaker, 60 Hz 240 V, 3 phase	N/A
Shunt trip breaker, 60Hz 600V, 400 amp, 3 phase	N/A
Shunt trip breaker, 60Hz 600V, 450 amp, 3 phase	N/A
Shunt trip breaker, 60Hz 600V, 500 amp, 3 phase	N/A
Shunt trip breaker, 60Hz 600V, 600 amp, 3 phase	N/A
Shunt trip breaker, 60Hz 600V, 700 amp, 3 phase	N/A
Shunt trip breaker, 60Hz 600V, 800 amp, 3 phase	293828
Shunt trip breaker, 60Hz 600V, 900 amp, 3 phase	293879
Shunt trip breaker, 60Hz 600V, 1000 amp, 3 phase	293815
Shunt trip breaker, 60Hz 600V, 1200 amp, 3 phase	293816
Shunt trip breaker, 60Hz 600V, 1400 amp, 3 phase	293881
Shunt trip breaker, 60Hz 600V, 1600 amp, 3 phase	293883
Shunt trip breaker, 60Hz 600V, 1800 amp, 3 phase	293807
Shunt trip breaker, 60Hz 600V, 2000 amp, 3 phase	293885
Shunt trip breaker, 60Hz 600V, 2500 amp, 3 phase	293817
Silencer, critical (for mounting, no overhang)	N/A
Silencer, critical, end in/end out, flange or NPT	274292
Silencer, critical,side in/end out, flange or NPT	274298
Silencer, critical, dual inlet	274297
Silencer, industrial (for mounting, no overhang)	N/A
Silencer, industrial, end in/end out, flange or NPT	N/A
Silencer, industrial, side in/end out, flange or NPT	N/A
Silencer, res. (for mounting, no overhang)	N/A
Silencer, res., end in/end out, flange	274291
Silencer, res., dual inlet	274637

## OPTIONAL KITS

Silencer mounting, critical on housing	N/A
Silencer mounting, industrial on housing	N/A
Silencer mounting, residential on housing	N/A
Skid end cap	N/A
Speed potentiometer, electronic governor	273768
Spring isolators	PA-292869
Sub-base fuel tank, 30 gal.	N/A
Sub-base fuel tank, 60 gal.	N/A
Sub-base fuel tank, 100 gal.	N/A
Sub-base fuel tank, 150 gal.	N/A
Sub-base fuel tank, 200 gal.	N/A
Sub-base fuel tank, 250 gal.	N/A
Sub-base tank fuel gauge, 30 gal.	N/A
Sub-base tank fuel gauge, 60 gal.	N/A
Sub-base tank fuel gauge, 100 gal.	N/A
Sub-base tank fuel gauge, 150 gal.	N/A
Sub-base tank fuel gauge, 200 gal.	N/A
Sub-base tank fuel gauge, 250 gal.	N/A
Sub-base tank low fuel switch, 30 gal.	N/A
Sub-base tank low fuel switch, 60 gal.	N/A
Sub-base tank low fuel switch, 100 gal.	N/A
Sub-base tank low fuel switch, 150 gal.	N/A
Sub-base tank low fuel switch, 200 gal.	N/A
Sub-base tank low fuel switch, 250 gal.	N/A
Sub-base tank float switch, 30 gal.	N/A
Sub-base tank float switch, 60 gal.	N/A
Sub-base tank float switch, 100 gal.	N/A
Sub-base tank float switch, 150 gal.	N/A
Sub-base tank float switch, 200 gal.	N/A
Sub-base tank float switch, 250 gal.	N/A
Sub-base tank transfer pump, 1 phase, 50/60 Hz	N/A
Tachometer	274994
Tailpipe & rain cap for housed silencer (critical)	N/A
Tailpipe & rain cap for housed silencer (industr.)	N/A
Tailpipe & rain cap for housed silencer (res.)	N/A
Terminal lug kit, 3/0-08 (1 wire/terminal)	N/A
Terminal lug kit, 350MCM-06 (1 wire/terminal)	N/A
Terminal lug kit, 350MCM-06 (2 wire/terminal)	N/A
Terminal lug kit, 500MCM-04 (1 wire/terminal)	N/A
Terminal lug kit, 600MCM-02 (2 wire/terminal)	N/A
Terminal lug kit, 600MCM-02 (4 wire/terminal)	N/A
Terminal lug kit, 600MCM-04 (1 wire/terminal)	N/A
Terminal lug kit, 750MCM-3/0 (3 wire/terminal)	N/A
Testing, .8 Power Factor	N/A
Voltage regulator, 1% regulation	Standard from alternator manufacturer.
Voltage regulator, remote mounting kit	273613
Wattmeter kit, 50 Hz 120/208 V, 3 ph. wye only	N/A
Wattmeter kit, 60 Hz 120/208 V, 3 ph. wye only	N/A
Wattmeter kit, 60 Hz 120/240 V, 3 ph. delta only	N/A
Wattmeter kit, 60 Hz 277/480 V, 3 ph. wye only	274381

# 350-1500ROZD

# Kit Parts List: Cooling System Kits

Qty	Description	Part No.	Qty	Description	Part No.
<b>COOLING, RADIATOR KIT 274753</b>					
			1	Plug, 1 NPT pipe	X-75-22
			12	Screw, 1/4-14 x 3/4 drill	X-794-1
(See group 104, variation 3)			2	Nut, 5/16-18	X-82-2
			1	Elbow, 1 NPT, 90 deg.	151385
<b>COOLING, RADIATOR KIT 274754</b>					
			4	Clamp, 3 in. hose	250081
(See group 104, variation 12)			1	Hose, lower radiator	272670
			1	Adapter, hose	272930
			1	Guard, front belt	274769
<b>COOLING, RADIATOR KIT 274965</b>					
			1	Guard, top belt	274770
(See group 104, variation 10)			1	Guard, LH belt	274771
			1	Guard, RH belt	274772
<b>COOLING, 125° RADIATOR KIT 279753</b>			<b>COOLING, CITY WATER COOLED KIT 274780</b>		
1	Radiator assembly	A-279751	1	Elbow, 3/4 NPT, 90 deg.	SA-472
6	Screw, hex cap	X-129-48	2	Screw, 5/16-18 x 3/4	X-125-3
1	Bushing 1/4 F x 1/2 M reducer	X-202-12	6	Screw, 1/2-13 x 1	X-129-17
1	Bushing, 3/8 F x 1/2 M reducer	X-202-28	4	Screw, 1/2-13 x 1-1/2	X-129-19
1	Elbow, pipe	X-215-15	7	Washer, 1/4 split lock	X-20-1
1	Nipple, pipe	X-218-22	1	Bushing, 3/4 F x 1 M reducer	X-202-1
1	Valve, drain	X-256-1	4	Bushing, 2 F x 2-1/2 M reducer	X-202-10
2	Clamp, 5/8 in. hose	X-426-9	1	Bushing, 1 F x 1-1/2 M reducer	X-202-11
4	Washer, beveled	X-6011-3	4	Bushing, 1/2 F x 3 M reducer	X-202-16
1	Hose, radiator 1-1/4 ID x 54"	X-6014-30	1	Bushing, 1 F x 1-1/4 M reducer	X-202-32
1	Hose, radiator wire 4 ID x 8"	X-6014-31	1	Tee, 1 NPT pipe	X-203-2
4	Hose, radiator wire 3 ID x 6"	X-6014-53	2	Nipple, 3/8 NPT x 3 in. pipe	X-204-7
2	Screw, 9/16-12 x 1	X-6244-1	1	Nipple, 3/4 NPT x 2 in.	X-206-2
2	Fitting, 1/4 ID hose	X-652-1	2	Washer, 5/16 split lock	X-21-1
1	Adapter, hose	272930	2	Elbow, 1/2 NPT street	X-211-1
2	Tube, rad. upper	272972	1	Elbow, 2-1/2 pipe	X-215-12
1	Hose, radiator	272988	2	Elbow, 2 NPT pipe	X-215-6
1	Tube, radiator	272989	2	Elbow, 3/8 NPT street	X-215-9
1	Switch assembly, level	273469	2	Nipple, 1 NPTF x 1-1/2 in. pipe	X-218-24
1	Guard, RH belt	274428	2	Nipple, 2 NPTF x 7-1/4 in. pipe	X-219-11
1	Guard, LH belt	274429	6	Washer, 3/8 split lock	X-22-1
4	Clamp, 4-1/2 in. hose	274545	1	Nipple, 1 NPTF x 2-1/2 in. pipe	X-229-1
1	Guard, top belt	274594	4	Washer, 5/8 split lock	X-24-1
2	Brace, radiator	279541	10	Washer, 1/2 split lock	X-24-6
2	Support, RH radiator	279544	6	Washer, 7/16 x 1 x 5/64 plain	X-25-1
2	Support, LH radiator	279545	4	Washer, 21/32 x 15/16 x 3/32 plain	X-25-15
1	Bracket, mounting	279595	4	Washer, 17/32 x 1-1/16 plain	X-25-26
2	Clamp, 1-1/2 min. dia. hose	279669	1	Washer, 15/32 x 59/64 plain	X-25-34
1	Fan	279752	1	Washer, 13/32 x 13/16 plain	X-25-37
6	Washer, hardened	290945	2	Valve, 3/8 NPT drain	X-256-1
8	Clamp, 3-1/4 min. dia. hose	291542	1	Valve, solenoid	X-350-9
<b>COOLING, REMOTE RADIATOR KIT 274776</b>			1	Line, 5/16 ID x 76 in. fuel	X-386-96
1	Elbow, 3/4 NPT, 90 deg.	SA-472	2	Line, 1/2 ID x 6-1/2 in. fuel	X-422-25
2	Screw, 5/16-18 x 3/4	X-125-3	4	Clamp, 1 in. hose	X-426-10
4	Washer, 1/4 split lock	X-20-1	2	Clamp, 1-3/4 in. hose	X-426-8
1	Bushing, 3/4 F x 1 M reducer	X-202-1	3	Screw, 1/4-20 x 3/4	X-465-16
1	Tee, pipe 1 NPT	X-203-2	4	Screw, 1/4-20 x 1/2	X-465-6
1	Nipple, pipe 3/4 x 2 in.	X-206-2	1	Hose, 3 ID x 6 in. radiator	X-507-7
2	Washer, 5/16 split lock	X-21-1	2	Adapter, 2-1/4 ID x 2 NPT hose	X-570-9
1	Washer, 15/32 x 59/64 plain	X-25-34	4	Adapter, 1/2 ID x 1/2 NPT hose	X-582-5
1	Washer, 13/32 x 13/16 plain	X-25-37	1	Hose, 3 ID x 32-1/2 in.	X-6014-19
2	Clamp, 2-17/32 hose	X-426-1	2	Hose, 2-1/4 ID x 18 in.	X-6014-22
2	Clamp, 1-15/16 hose	X-426-8	1	Hose, 1-1/4 ID x 54 in. radiator	X-6014-30
4	Screw, 1/4-20 x 1/2	X-465-6	1	Screw, 3/8-16 x 5-1/2	X-6238-18
1	Hose, 1-1/4 ID x 54 in. radiator	X-6014-30	6	Screw, 3/8-16 x 5/8	X-6238-2
2	Hose, 2-1/2 ID x 28 in.	X-613-7	3	Clamp, insulating	X-672-4
1	Screw, 3/8-16 x 5-1/2	X-6238-18	1	Plug, 1 NPT pipe	X-75-22
			12	Screw, 1/4-14 x 3/4 drill	X-794-1
			3	Nut, 1/4-20	X-81-1

# Kit Parts List: Cooling System Kits

# 350-1500ROZD

Qty	Description	Part No.	Qty	Description	Part No.
2	Nut 5/16-18	X-82-2	1	Clamp .50 ID	X-672-10
4	Nut, 5/8-11	X-85-3	5	Clamp, insulated .44 ID	X-672-7
10	Nut, 1/2-13	X-89-8	11	Screw, drill hex. 1/4-14	X-794-1
1	Elbow, 1 NPT 90 deg.	151385	1	Nipple, pipe 1-1/2 x 2.50	151803
1	Nipple, 1-1/2 NPTF x 2-1/2 in. pipe	151803	2	Bushing, reducer 1-1/2 NPT 2 NPT	160212
2	Bushing, 1-1/2 F x 2 M reducer	160212	1	Adapter, hose 1-1/4 ID 1 NPT	272930
4	Clamp, 3 in. hose	250081	1	Switch assembly, level	273469
1	Cap, pressure (7 lb.)	258037	1	Regulator, water	274743
1	Adapter, hose	272930	2	Bracket, tank	274745
4	Screw, 5/8-11 x 2	273049	1	Tank, surge	274746
1	Switch assembly, level	273469	1	Support, heat exchan	274773
1	Regulator, water	274743	1	Exchanger, heat	274777
2	Bracket, tank	274745	1	Guard, top belt	274790
1	Tank, surge	274746	1	Guard, belt RS	274791
1	Guard, front belt	274769	1	Guard, belt LS	274792
1	Guard, top belt	274770	1	Guard, front belt	274793
1	Guard, LH belt	274771	2	Bracket, support	274892
1	Guard, RH belt	274772	4	Clamp, hose 2.81-3.12 ID	275527
1	Support, heat exchanger	274773	1	Bracket, mounting	279668
1	Exchanger, heat	274777	2	Clamp, hose 1.50-1.81 ID	279669
2	Bracket, support	274892	1	Adapter, hose 3.0 NPTF	279806
2	Gasket, thermostat	274982	4	Clamp, hose 3.25-3.56 ID	291542
2	Adapter	286288			
4	Clamp, 3-12 hose (band)	291542			
<b>Cooling Kit</b>		<b>274794</b>	<b>Cooling Kit</b>		<b>274795</b>
1	Elbow, street 1-1/2	A-27	1	Nipple, pipe 1x1-1/2	X-218-24
1	Bushing, reducer 1 x 1-1/2	X-202-11	1	Elbow, 45 degree 1 NPT	X-225-9
4	Bushing, reducer 1/4 F x 1/2 M	X-202-12	2	Hose 2.5" x 28"	X-542-2
1	Bushing, reducer 3/8 x 1/2 NPT	X-202-28	1	Hose, radiator 1.25 x 54.0	X-6014-30
1	Bushing, reducer 1 x 1 1/4	X-202-32	12	Screw, drill hex. 1/4-14	X-794-1
1	Bushing, reducer 1/2 x 3/4 NPT	X-202-44	1	Adapter, hose 1-1/4 ID 1 NPT	272930
2	Tee, pipe 3	X-203-4	1	Hose, radiator 3.50 ID	274270
2	Nipple, pipe 3/8x3	X-204-7	1	Guard, top belt	274790
1	Elbow, 2	X-211-4	1	Guard, belt RS	274791
1	Elbow, pipe 3	X-215-7	1	Guard, belt LS	274792
2	Elbow, 3/8	X-215-9	1	Guard, front belt	274793
1	Nipple, pipe 1x3	X-218-22	4	Clamp, hose 2.81-3.12 ID	275527
1	Nipple, pipe 1x1-1/2	X-218-24	2	Clamp, hose 1.50-1.81 ID	279669
1	Elbow, 45 degree 1 NPT	X-225-9	2	Clamp, hose 3.75-4.06 ID	291537
1	Nipple, pipe 1x2-1/2	X-229-1			
6	Washer, plain .438 ID, 1.000 OD	X-25-1	<b>Cooling Kit</b>		<b>274934</b>
2	Valve, drain 3/8 NPTF	X-256-1	1	Radiator assembly	A-272949
1	Valve, solenoid 1-1/2 NPT	X-350-9	1	Bushing, reducer 1/4 F x 1/2 M	X-202-12
1	Line, fuel .312 x .562 76.00 L	X-386-96	1	Bushing, reducer 3/8 x 1/2 NPT	X-202-28
4	Connector, hose 3/8 ID 1/4 NPT	X-391-16	1	Elbow, pipe 1	X-215-15
2	Bolt, U 3/8-16	X-397-9	1	Nipple, pipe 1x3	X-218-22
6	Clamp, hose .50-1.00 ID	X-426-10	1	Valve, drain 3/8 NPTF	X-256-1
4	Clamp, hose .25-.62 ID	X-426-9	2	Clamp, hose .25-.62 ID	X-426-9
1	Pipe, t.o.e. 3 x 3 NPTF 3.00 L	X-533-1	4	Washer, beveled .68"	X-6011-3
1	Pipe 3 NPTF 14.50 L	X-533-16	1	Hose, radiator 1.25 x 54.0	X-6014-30
2	Adapter, hose	X-570-1	1	Hose, radiator wire insert 4.00 x 8.00	X-6014-31
2	Connector, hose	X-582-9	4	Hose 3.00 x 6.00	X-6014-53
1	Hose, radiator 3.50 x 10.00	X-6014-43	2	Screw, HC 9/16-12 x 1.000	X-6244-1
1	Hose, radiator 2.50 x 23.00	X-6014-44	2	Fitting, hose 3/8 ID 1/4 NPT 1.65 L	X-652-1
1	Hose, radiator 3.00 x 25.00	X-6014-57	1	Adapter, hose 1-1/4 ID 1 NPT	272930
1	Hose, radiator 1.25 x 46.00	X-6014-61	2	Tube, rad. upper 3.00 ID	272972
1	Hose 2.50 x 10.0	X-6014-64	1	Hose, radiator 4.00 ID	272988
1	Nipple, combination 3 NPT 3 ID	X-6268-4	1	Tube, radiator (stl) 4.00, plug 3/4 NPT	272989
1	Hose, rubber .375 x 34 L	X-651-15	1	Switch assembly, level	273469
1	Hose .375 x 28 L	X-651-28	1	Guard, belt RH	274428
1	Hose .375 x 30 L	X-651-5	1	Guard, belt LH	274429



# Kit Parts List: Cooling System Kits

# 350-1500ROZD

Qty	Description	Part No.	Qty	Description	Part No.
1	Bracket, belt guard	274825	4	Tie, cable	X-468-4
1	Bracket, belt guard	274826	1	Hose, radiator 1.25 x 54.0	X-6014-30
2	Brace, radiator	279539	2	Hose, radiator 2.50 x 32.00	X-6014-65
2	Support, radiator	279542	2	Fitting, hose 1/4 ID 1/4 NPT 1.52 L	X-652-3
2	Support, radiator	279543	2	Clamp, insulated .44 ID	X-672-7
6	Washer, hardened	290945	1	Bracket, radiator	272636
8	Clamp, hose 3.75-4.06 ID	291537	2	Bracket, radiator	272682
<b>Cooling Kit 274938</b>			1	Adapter, hose 1-1/4 ID 1 NPT	272930
1	Radiator assembly	A-272884	1	Switch assembly, level	273469
4	Nut, elastic stop 1/4-20	X-101-8	2	Brace, radiator 1/2-13 2.50 L	274257
6	Screw, HC 1/2-13 x 5.0	X-129-50	1	Guard, belt LS	274276
1	Bushing, reducer 3/8 x 1/2 NPT	X-202-28	1	Guard, belt RS	274277
1	Valve, drain 3/8 NPTF	X-256-1	1	Guard, belt top	274278
2	Line, flex. fuel 1/2 x .781 55.0 L	X-422-27	1	Bracket, radiator support	274301
4	Clamp, hose .56-1.06 ID	X-426-3	4	Clamp, hose 2.81-3.12 ID	275527
2	Clamp, hose 1.31-2.25 ID	X-426-4	1	Fan	279477
1	Tie, cable	X-468-2	1	Hose, lower radiator 3.50 ID	279599
2	Adapter, hose 1/2 ID 3/8 NPT	X-582-4	2	Clamp, hose 1.50-1.81 ID	279669
2	Adapter, hose 1/2 ID 1/2 NPT	X-582-5	6	Washer, hardened	290945
4	Hose, radiator 3.50 x 5.0	X-6006-3	2	Clamp, hose 3.75-4.06 ID	291537
4	Washer, beveled .68"	X-6011-3	<b>Cooling Kit 279597</b>		
1	Hose 1.50 x 76.00	X-6014-33	1	Radiator assembly	A-274274
2	Hose, radiator 4.50 x 5.00	X-6014-34	2	Bushing, reducer 1/4 F x 1/2 M	X-202-12
32	Screw, phil hex crim #10-24 x .50	X-6216-1	1	Bushing, reducer 3/8 x 1/2 NPT	X-202-28
2	Plug, pipe 1"	X-75-22	1	Bushing, reducer 1/4 x 3/4 NPT	X-202-39
1	Adapter 1-1/2 ID 1-1/2 NPT	X-751-4	1	Nipple, pipe 1x1-1/2	X-218-24
4	Screw, drill hex. 1/4-14	X-794-1	1	Elbow, 45 degree 1 NPT	X-225-9
1	Guard, belt	272630	1	Valve, drain 3/8 NPTF	X-256-1
1	Fan	272969	1	Connector, hose 3/8 ID 1/4 NPT	X-391-16
1	Switch assembly, level	273469	4	Clamp, hose .50-1.00 ID	X-426-10
1	Guard, fan	274246	1	Tie, cable	X-468-4
1	Guard, fan	274247	2	Hose 2.5" x 28"	X-542-2
1	Guard, belt	274254	1	Hose, radiator 1.25 x 54.0	X-6014-30
1	Guard, belt	274255	2	Hose, rubber .375 x 34 L	X-651-15
1	Guard, belt	274256	3	Fitting, hose 3/8 ID 1/4 NPT 1.65 L	X-652-1
1	Tube, inlet (mtl) 4.68 OD	274265	1	Bracket, radiator	272636
1	Gasket, inlet	274300	2	Bracket, radiator	272682
1	Belt	274385	2	Brace, radiator	272692
1	Tube, radiator (stl) 4.50 ID	274390	2	Support, radiator	272789
4	Clamp, hose 5.81-6.12 ID	274443	1	Adapter, hose 1-1/4 ID 1 NPT	272930
2	Tube, radiator upper 3.50 ID	274445	1	Switch assembly, level	273469
1	Brace, belt guard	274666	1	Hose, radiator 3.50 ID	274270
2	Brace, radiator	279539	1	Guard, belt LS	274276
2	Support, radiator	279542	1	Guard, belt RS	274277
2	Support, radiator	279543	1	Guard, belt top	274278
6	Washer, hardened	290945	1	Bracket, radiator support	274301
8	Clamp, hose 3.75-4.06 ID	291537	1	Fan	274756
<b>Cooling Kit 279484</b>			4	Clamp, hose 2.81-3.12 ID	275527
1	Radiator assembly	A-279596	2	Clamp, hose 1.50-1.81 ID	279669
2	Bushing, reducer 1/4 F x 1/2 M	X-202-12	6	Washer, hardened	290945
1	Bushing, reducer 3/8 x 1/2 NPT	X-202-28	2	Clamp, hose 3.75-4.06 ID	291537
1	Bushing, reducer 1/4 x 3/4 NPT	X-202-39	<b>Cooling Kit 279672</b>		
1	Nipple, pipe 1x1-1/2	X-218-24	1	Radiator assembly	A-279537
1	Elbow, 45 degree 1 NPT	X-225-9	2	Nut, lock 3/8-16	X-101-13
1	Valve, drain 3/8 NPTF	X-256-1	2	Bushing, reducer 3/8 x 1/2 NPT	X-202-28
1	Line, flex fuel 1/4 x 1/2 30.00 L	X-386-75	1	Nipple, pipe 1-1/2x4	X-205-7
1	Line, flex fuel 1/4 x 1/2 36.00 L	X-386-81	1	Elbow, 45 degrees 1-1/2 NPT	X-225-3
2	Connector, hose elbow 1/4 ID 1/4 NPT	X-391-20	2	Washer, plain .438 ID, 1.000 OD	X-25-1
4	Clamp, hose .25-.62 ID	X-426-9	2	Valve, drain 3/8 NPTF	X-256-1

# 350-1500ROZD

# Kit Parts List: Cooling System Kits

Qty	Description	Part No.	Qty	Description	Part No.
4	Clamp, hose 4.06-5.00 ID	X-426-7	1	Pipe, rad. outlet	274907
1	Tie, cable	X-468-2	1	Guard, belt	274908
8	Tie, cable	X-468-7	1	Guard, belt	274911
4	Washer, beveled .68"	X-6011-3	2	Bracket, mounting	274913
1	Hose, radiator 4.50 x 5.00	X-6014-34	1	Belt, poly-v	274915
4	Hose 3.50 x 5.00	X-6014-41	1	Guard, belt	279485
1	Hose, radiator 4.50 x 10.00	X-6014-51	1	Support, radiator	279491
4	Hose 2" x 8"	X-6014-8	1	Support, radiator	279492
2	Clamp, insulated 2.12 ID	X-672-18	2	Bracket, radiator	279494
3	Clamp, insulated .44 ID	X-672-7	1	Support, radiator	279495
1	Plug, pipe 1/4 NPTF	X-75-41	1	Support, radiator	279496
1	Plug, pipe 3/4	X-75-6	12	Shim	279497
1	Clip, conduit	X-752-1	12	Shim	279498
8	Clamp, hose 2.25-2.56 ID	249887	2	Bracket, mounting	279499
1	Switch assembly, level	273469	1	Gasket, pressure sensitive	279557
1	Tube, inlet (mtl) 4.68 OD	274265	1	Cover, pressure sensitive	279558
1	Gasket, inlet	274300	2	Bracket, radiator support	279568
4	Clamp, hose 4/81-5/12 ID	274443	1	Pipe, intercooler return	279570
8	Clamp, hose 3.68-4.00 ID	274824	1	Pipe, intercooler support	279571
4	Support, radiator	274894	1	Guard, belt (left)	279572
2	Pipe 3.5 ID	274897	1	Brace, upper rad. hose	279582
1	Bushing, idler	274903	1	Brace, upper rad. support	279583
1	Pulley, idler	274904	1	Guard, belt	279662
1	Bushing, pulley	274905	2	Decal, caution	279748
1	Pulley	274906	2	Clamp, hose 4.00-4.31 ID	291590

# Kit Parts List: Controller Kits

350-1500ROZD

## Dec-3, 16-Light (Level 1) Controller Kits

Qty.	Description Variation(s)	Part No.	Qty.	Description Variation(s)	Part No.
				<b>DEC-3, 16-LIGHT CONTROLLER KIT</b>	<b>274941</b>
				14	
				<b>DEC-3, 16-LIGHT CONTROLLER KIT</b>	<b>274942</b>
				15	
				<b>DEC-3, 16-LIGHT CONTROLLER KIT</b>	<b>274943</b>
				16	
				<b>DEC-3, 16-LIGHT CONTROLLER KIT</b>	<b>274944</b>
				17	
				<b>DEC-3, 16-LIGHT CONTROLLER KIT</b>	<b>274945</b>
				18	
				<b>DEC-3, 16-LIGHT CONTROLLER KIT</b>	<b>274952</b>
				19	
				<b>DEC-3, 16-LIGHT CONTROLLER KIT</b>	<b>274953</b>
				20	
				<b>DEC-3, 16-LIGHT CONTROLLER KIT</b>	<b>274954</b>
				21	
				<b>DEC-3, 16-LIGHT CONTROLLER KIT</b>	<b>274955</b>
				22	
				<b>DEC-3, 16-LIGHT CONTROLLER KIT</b>	<b>279689</b>
				23	
				<b>DEC-3, 16-LIGHT CONTROLLER KIT</b>	<b>279690</b>
				24	
				<b>DEC-3, 16-LIGHT CONTROLLER KIT</b>	<b>279691</b>
				25	
				<b>DEC-3, 16-LIGHT CONTROLLER KIT</b>	<b>279692</b>
				26	
				<b>DEC-3, 16-LIGHT CONTROLLER KIT</b>	<b>279693</b>
				27	
				<b>DEC-3, 16-LIGHT CONTROLLER KIT</b>	<b>279698</b>
				28	
				<b>DEC-3, 16-LIGHT CONTROLLER KIT</b>	<b>279699</b>
				29	
				<b>DEC-3, 16-LIGHT CONTROLLER KIT</b>	<b>279700</b>
				30	
				<b>DEC-3, 16-LIGHT CONTROLLER KIT</b>	<b>279701</b>
				31	
				<b>DEC-3, 16-LIGHT CONTROLLER KIT</b>	<b>279708</b>
				32	
				<b>DEC-3, 16-LIGHT CONTROLLER KIT</b>	<b>274679</b>
				1	
				<b>DEC-3, 16-LIGHT CONTROLLER KIT</b>	<b>274681</b>
				2	
				<b>DEC-3, 16-LIGHT CONTROLLER KIT</b>	<b>274682</b>
				3	
				<b>DEC-3, 16-LIGHT CONTROLLER KIT</b>	<b>274421</b>
				4	
				<b>DEC-3, 16-LIGHT CONTROLLER KIT</b>	<b>274456</b>
				5	
				<b>DEC-3, 16-LIGHT CONTROLLER KIT</b>	<b>274457</b>
				6	
				<b>DEC-3, 16-LIGHT CONTROLLER KIT</b>	<b>274668</b>
				7	
				<b>DEC-3, 16-LIGHT CONTROLLER KIT</b>	<b>274592</b>
				8	
				<b>DEC-3, 16-LIGHT CONTROLLER KIT</b>	<b>274684</b>
				9	
				<b>DEC-3, 16-LIGHT CONTROLLER KIT</b>	<b>274495</b>
				10	
				<b>DEC-3, 16-LIGHT CONTROLLER KIT</b>	<b>274685</b>
				11	
				<b>DEC-3, 16-LIGHT CONTROLLER KIT</b>	<b>274498</b>
				12	
				<b>DEC-3, 16-LIGHT CONTROLLER KIT</b>	<b>274421</b>
				13	

Dec-3, 16-Light (Level 1) Controller Kits

Qty.	Description Variation(s)	Part No.	Qty.	Description Variation(s)	Part No.
1	Controller assembly 1,23	B-292852	1	Controller assembly 30	A-273832
1	Controller assembly 2,24	B-292853	1	Board assembly, circuit (16-light) All	A-292357
1	Controller assembly 3,25	B-292854	1	Board assembly, circuit (main) All	F-292806
1	Controller assembly 4,13,28	A-273829	9	Washer, #6 split lock 1-13,19,23-29,31,32	X-18-1
1	Controller assembly 5,29	A-273830	6	Washer, #8 split lock 1-13,19,23-29,31,32	X-18-2
1	Controller assembly 6,32	A-273831	8	Washer, #10 split lock 1-13,19,23-29,31,32	X-19-1
1	Controller assembly 7	A-274667	4	Washer, 1/4 split lock 4-8,10,12	X-20-1
1	Controller assembly 8,19	A-274591	4	Washer, 5/16 split lock 1-13,19,23-29,31,32	X-21-1
1	Controller assembly 9,26	B-292855	2	Washer, #10 int./ext. tooth lock All	X-22-13
1	Controller assembly 10	A-273882	4	Washer, #6 int./ext. tooth lock All	X-22-6
1	Controller assembly 11,27	A-273848	8	Washer, 17/64 x 1 plain 4-8,10,12,20-22,30	X-25-73
1	Controller assembly 12,31	A-273850	1	Grommet, 3 x 3-1/2 All	X-284-31
1	Controller assembly 14	A-274916	4	Terminal, #6 spade, 22-16 ga. 1-13,19-32	X-285-9
1	Controller assembly 15	A-274917	1	Plug, 7/16 plastic button All	X-301-34
1	Controller assembly 16	A-274918	4	Tie, cable All	X-468-3
1	Controller assembly 17	A-274919	2	Screw, 6-32 x 3/8 pan head All	X-49-2
1	Controller assembly 18	A-274920	18	Screw, 6-32 x 1/4 pan head All	X-49-25
1	Controller assembly 20	A-274926	2	Screw, 6-32 x 1/2 pan head All	X-49-39
1	Controller assembly 21	A-274927	4	Screw, 10-24 x 3/4 pan head All	X-50-3
1	Controller assembly 22	A-274928	1	Screw, 10-24 x 1 pan head All	X-50-7
			2	Screw, 8-32 X 5/8 7	X-51-9
			2	Screw, 8-32 x 5/8 round head 1-6,9-12,14-18,20-22,30	X-51-53

# Kit Parts List: Controller Kits

# 350-1500ROZD

## Dec-3, 16-Light (Level 1) Controller Kits

Qty.	Description Variation(s)	Part No.	Qty.	Description Variation(s)	Part No.
1	Strap, ground All	X-6046-2	2	Resistor, 24 Volt All	268297
1	Jumper, 2-terminal All	X-6048-2	1	Ammeter, AC 7,14	282809
1	Cap, plastic 14-18	X-6214-3	1	Ammeter, AC 1,4,8,15	282810
9	Screw, 10-24 x 1/2 Phillips 1-3,9,11,14-18	X-6216-1	1	Ammeter, AC 2,5,16,20	282811
10	Screw, 10-24 x 1/2 Phillips 4-8,10,12,20-22,30	X-6216-1	1	Ammeter, AC 3,6,17,21	282812
2	Screw, thread forming 14-18,20-22,30	X-67-127	1	Ammeter, AC 9,10,18,22,30	282813
1	Sleeving All	X-696-5	1	Ammeter, AC 11,12	273852
8	Nut, 10-24 1,2,4-8,9-12	X-70-2	1	Voltmeter, AC 1-6,9-12,30	282816
4	Nut, 10-24 3	X-70-2	1	Voltmeter, AC 7,8,14-18,20-22	282817
2	Nut, 10-32 1-13,19,23-29,31,32	X-70-3	1	Meter, frequency All	282818
4	Nut, 6-32 1,2,4-8,9-12	X-71-2	1	Gauge, oil pressure All	282897
8	Nut, 6-32 3	X-71-2	1	Gauge, water temperature All	282898
4	Spacer, #8 hole x 1/2 in. long All	X-712-9	1	Bulb, No. 313 1-3,9,11,14-18	283420
6	Nut, 8-32 1,2,4-8,9-12	X-72-4	2	Bulb, No. 313 4-8,10,12,20-22,30	283420
2	Nut, 8-32 3	X-72-4	3	Socket, lamp 1-3,9,11,14-18	284990
2	Screw, 8-18 x 1/2 drill 1-13,19,23-29,31,32	X-794-2	2	Socket, lamp 4-8,10,12,20-22,30	284990
4	Nut, 1/4-20 4-8,10,12	X-81-1	3	Spacer, circuit board All	287948
4	Nut, 5/16-18 1-13,19,23-29,31,32	X-82-2	9	Fuse, 1.5 Amp. All	291207
1	Hourmeter All	238736	3	Lamp, neon 120 Volt All	291740
1	Terminal, 1/4 M push-on, 9/64 dia. hole All	238898	2	Decal, fuse All	292347
1	Plug, connector All	241617	1	Resistor 3,8,9-12,14-18,20-22,30	292352
1	Block, terminal (8-terminal) All	246115	1	Switch, pushbutton All	292364
1	Voltmeter All	255224	1	Bumper 4-8,10,12,20-22,30	255443
4	Bumper 4-8,10,12,20-22,30	255443			

# 350-1500ROZD

# Kit Parts List: Controller Kits

## Dec-3, 16-Light (Level 1) Controller Kits

Qty.	Description Variation(s)	Part No.	Qty.	Description Variation(s)	Part No.
1	Switch, selector All	292374	6	Screw, 8-18 drill 7,9-12,14-32	X-794-2
1	Box, controller 1-4,9,11,14-18	292375	1	Nut,3/8-16 1-3,5-12	X-83-2
1	Box, controller 5-8,10,12,20-22,30	273813	1	Marker, strip 1-12	255080
1	Nameplate All	292383	1	Harness, wiring (C0, C1, C2, C3) All	258453
1	Decal, emergency stop All	292467	1	Harness, wiring (V0, V7, V8, V9) 1-13,28	258455
1	Cover, controller 1-3,9,11,14-18	292818	1	Harness, wiring (V0, V7, V8, V9) 14-32	274964
1	Cover, controller 4-8,10,12,20-22,30	273838	2	Relay 1-6,9-32	272684
1	Holder, fuse All	292821	1	Relay 7,8	272684
1	Strip, marker All	292823	1	Panel, relay 1-17,19-21,23-32	274796
4	Bumper, 1-1/4 dia. All	292834	4	Mount, vibro 1-17,19-21,23-32	282829
1	Harness, cable All	292836	2	Mount, vibro 18,22	259919
1	Plate, hinge 1-3,9,11,14-18	292908	1	Pickup, speed All	291288
1	Plate, hinge 4-8,10,12,20-22,30	273785	1	Pickup, RPM 7	273758
1	Screw, 10-24 x 5/8, 7	X-117-5	3	Transformer, current 1,4,13,17,19,21,23,28	291547
4	Screw, 5/16-18 x 5/8, 1-8	X-125-23	3	Transformer, current 2,5,9,10,18,22,24,26,29,30	291548
4	Screw, 5/16-18 x 1/2 9-12	X-125-33	3	Transformer, current 3,6,11,12,25,27,31,32	297675
10	Washer, #8 split lock 1-3,5-12	X-18-2	3	Transformer, current 7,8,15	248877
4	Washer, 3/8 int./ext. tooth lock 1-3,5-8	X-22-14	3	Transformer, current 14	248875
1	Washer, 3/8 int./ext. tooth lock 4,9-12,14-32	X-22-14	3	Transformer, current 16,20	291546
4	Washer, 5/16 int./ext. tooth lock All	X-22-16	3	Transformer 14-22	258990
8	Washer, #8 int./ext. tooth lock 1-17,19-21,23-32	X-22-20	3	Transformer 23-32	276578
1	Grommet All	X-284-25	3	Transformer, step-down 9-12	287684
2	Screw, 8-32 x 3/4 All	X-51-11	1	Block, terminal (6-terminal) 1-11,13-32	295314
2	Nut, whiz lock 1-17,19-21,23-32	X-6210-1			

# Kit Parts List: Controller Kits

# 350-1500ROZD

## Dec-3, 6-Light (Level 2) Controller Kits

Qty.	Description Variation(s)	Part No.	Qty.	Description Variation(s)	Part No.
------	-----------------------------	----------	------	-----------------------------	----------

**NOTE:** Use the variation number for each Controller Kit on this page to determine service parts, listed on the following pages.

**Variation numbers for these kits are assigned for text organization only and are not related to any specification's 301 group variation number.**

Controller Kits consist of a Controller Assembly and other parts. Controller Assemblies are then broken down into their parts.

On the following pages, items in bold (aligned under "Description") are Controller Kit components. Items NOT in bold (aligned under "Variation(s)") are Controller Assembly parts.

<b>DEC-3, 6-LIGHT CONTROLLER KIT</b>	274422
1	
<b>DEC-3, 6-LIGHT CONTROLLER KIT</b>	274451
2	
<b>DEC-3, 6-LIGHT CONTROLLER KIT</b>	274452
3	
<b>DEC-3, 6-LIGHT CONTROLLER KIT</b>	274423
4	
<b>DEC-3, 6-LIGHT CONTROLLER KIT</b>	274459
5	
<b>DEC-3, 6-LIGHT CONTROLLER KIT</b>	274460
6	
<b>DEC-3, 6-LIGHT CONTROLLER KIT</b>	274496
7	
<b>DEC-3, 6-LIGHT CONTROLLER KIT</b>	274497
8	
<b>DEC-3, 6-LIGHT CONTROLLER KIT</b>	274500
9	
<b>DEC-3, 6-LIGHT CONTROLLER KIT</b>	274499
10	
<b>DEC-3, 6-LIGHT CONTROLLER KIT</b>	274946
11	
<b>DEC-3, 6-LIGHT CONTROLLER KIT</b>	274947
12	
<b>DEC-3, 6-LIGHT CONTROLLER KIT</b>	274948
13	

<b>DEC-3, 6-LIGHT CONTROLLER KIT</b>	274949
14	
<b>DEC-3, 6-LIGHT CONTROLLER KIT</b>	274950
15	
<b>DEC-3, 6-LIGHT CONTROLLER KIT</b>	274956
16	
<b>DEC-3, 6-LIGHT CONTROLLER KIT</b>	274957
17	
<b>DEC-3, 6-LIGHT CONTROLLER KIT</b>	274958
18	
<b>DEC-3, 6-LIGHT CONTROLLER KIT</b>	274959
19	
<b>DEC-3, 6-LIGHT CONTROLLER KIT</b>	274960
20	
<b>DEC-3, 6-LIGHT CONTROLLER KIT</b>	279694
21	
<b>DEC-3, 6-LIGHT CONTROLLER KIT</b>	279695
22	
<b>DEC-3, 6-LIGHT CONTROLLER KIT</b>	279696
23	
<b>DEC-3, 6-LIGHT CONTROLLER KIT</b>	279697
24	
<b>DEC-3, 6-LIGHT CONTROLLER KIT</b>	279702
25	
<b>DEC-3, 6-LIGHT CONTROLLER KIT</b>	279703
26	
<b>DEC-3, 6-LIGHT CONTROLLER KIT</b>	279704
27	
<b>DEC-3, 6-LIGHT CONTROLLER KIT</b>	279705
28	
<b>DEC-3, 6-LIGHT CONTROLLER KIT</b>	279706
29	
<b>DEC-3, 6-LIGHT CONTROLLER KIT</b>	279707
30	

## Dec-3, 6-Light (Level 2) Controller Kits

Qty.	Description Variation(s)	Part No.	Qty.	Description Variation(s)	Part No.
1	Controller assembly 1,21	A-292457	1	Board assembly, circuit (6-Light) All	A-292381
1	Controller assembly 2,22	A-292458	1	Board assembly, circuit (main) All	F-292806
1	Controller assembly 3,30	A-292459	9	Washer, #6 split lock 1-10	X-18-1
1	Controller assembly 4,25	A-273801	6	Washer, #8 split lock 1-10	X-18-2
1	Controller assembly 5,26	A-273802	8	Washer, #10 split lock 1-10	X-19-1
1	Controller assembly 6,27	A-273803	4	Washer, 1/4 split lock 4-6, 7-9	X-20-1
1	Controller assembly 7,23	A-292460	4	Washer, 5/16 split lock 1-10	X-21-1
1	Controller assembly 8,28	A-273804	2	Washer, #10 int./ext. tooth lock All	X-22-13
1	Controller assembly 9,29	A-273851	4	Washer, #6 int. tooth lock All	X-22-6
1	Controller assembly 10,24	A-273849	8	Washer, 17/64 x 1 plain 4-6, 7-9, 16-20	X-25-73
1	Controller assembly 11	A-274921	1	Grommet, 3 x 3-1/2 All	X-284-31
1	Controller assembly 12	A-274922	4	Terminal, #6 spade 1-10	X-285-9
1	Controller assembly 13	A-274923	1	Plug, 7/16 plastic button All	X-301-34
1	Controller assembly 14	A-274924	4	Tie, cable All	X-468-3
1	Controller assembly 15	A-274925	2	Screw, 6-32 x 3/8 pan head All	X-49-2
1	Controller assembly 16	A-274929	18	Screw, 6-32 x 1/4 pan head All	X-49-25
1	Controller assembly 17	A-274930	2	Screw, 6-32 x 1/2 pan head All	X-49-39
1	Controller assembly 18	A-274931	4	Screw, 10-24 x 3/4 All	X-50-3
1	Controller assembly 19	A-274932	1	Screw, 10-24 x 1 All	X-50-7
1	Controller assembly 20	A-274933	2	Screw, 8-32 x 5/8 round head All	X-51-53
1	Controller assembly 20	A-274933	1	Strap, ground All	X-6046-2
1	Controller assembly 20	A-274933	1	Jumper, two-terminal All	X-6048-2
1	Controller assembly 20	A-274933	1	Cap, plastic 11-15	X-6214-3

# Kit Parts List: Controller Kits

# 350-1500ROZD

## Dec-3, 6-Light (Level 2) Controller Kits

Qty.	Description Variation(s)	Part No.	Qty.	Description Variation(s)	Part No.
9	Screw, 10-24 x 1/2 Phillips 1-3,7,10-15	X-6216-1	1	Ammeter, AC 7,8,15,20	282813
10	Screw, 10-24 x 1/2 Phillips 4-6,8,9,16-20	X-6216-1	1	Ammeter, AC 9,10	273852
2	Screw, thread forming 11-20	X-67-127	1	Voltmeter, AC 1-10	282816
1	Sleeving 1-10	X-695-5	1	Voltmeter, AC 11-20	282817
1	Sleeving 11-20	X-696-5	1	Meter, frequency All	282818
8	Nut, 10-24 1-10	X-70-2	1	Gauge, oil pressure All	282897
2	Nut, 10-32 1-10	X-70-3	1	Gauge, water temperature All	282898
4	Nut, 6-32 1-10	X-71-2	2	Bulb 1-3,7,10,11-15	283420
4	Spacer All	X-712-9	3	Bulb 4-6,8,9,16-20	283420
6	Nut, 8-32 1-10	X-72-4	2	Socket, lamp 1-3,7,10,11-15	284990
2	Screw, 8-18 x 1/2 drill 1-10	X-794-2	3	Socket, lamp 4-6,8,9,16-20	284990
4	Nut, 1/4-20 4-6,8,9	X-81-1	8	Spacer, circuit board 16-20	287948
4	Nut, 5/16-18 1-10	X-82-2	9	Spacer, circuit board 1-10,11-15	287948
1	Hourmeter All	238736	3	Fuse, 1.5 Amp. All	291207
1	Terminal 1/4 M push-on, 9/64 dia. hole All	238898	2	Lamp, neon 120 Volt All	291740
1	Plug, connector All	241617	1	Decal, fuse All	292347
1	Block, terminal (8-terminal) All	246115	1	Resistor All	292352
1	Voltmeter All	255224	1	Switch, pushbutton All	292364
4	Bumper, 1" dia. 4-6,8,9,16-20	255443	1	Switch, selector All	292374
2	Resistor, 24 Volt All	268297	1	Box, controller 1-3,7,10-15	292375
1	Ammeter, AC 11,16	282809	1	Box, controller 4-6,8,9,16-20	273813
1	Ammeter, AC 1,4,12,17	282810	1	Bumper 16-20	292834
1	Ammeter, AC 2,5,13,18	282811	1	Nameplate All	292385
1	Ammeter, AC 3,6,14,19	282812	1	Decal, emergency stop All	292467

## Dec-3, 6-Light (Level 2) Controller Kits

Qty.	Description Variation(s)	Part No.	Qty.	Description Variation(s)	Part No.
1	Cover, controller 1-3,7,10-15	292818	1	Strip, marker All	255080
1	Cover, controller 4-6,8,9,16-20	273838	1	Harness, wiring (C0, C1, C2, C3) 1-20,22-24,26-30	258453
1	Holder, fuse All	292821	1	Harness, wiring, (V0, V1, V2, V3) 1-10	258455
1	Marker, strip All	292823	1	Harness, wiring (V0, V7, V8, V9) 11-30	274964
4	Bumper, 1-1/4 dia. 1-15	292834	1	Bracket, sensor mounting 1-10	257070
1	Harness, cable All	292836	2	Relay All	272684
1	Plate, hinge 1-3,7,10-15	292908	3	Transformer, current 1,4	291547
1	Plate, hinge 4-6,8,10,16-20	273785	3	Transformer, current 2,5,7,8,15,20,22,23,26,28	291548
4	Screw, 5/16-18 x 5/8 1-6	X-125-23	3	Transformer, current 3,6,9,10,24,27,29,30	297675
4	Screw, 5/16-18 x 1/2 7-10	X-125-33	3	Transformer 7-10,15	287684
6	Washer, #8 split lock 1-6	X-18-2	3	Transformer, current 11,16	248875
10	Washer, #8 split lock 7-10	X-18-2	3	Transformer, current 12,17	248877
1	Washer, 3/8 int./ext. tooth lock All	X-22-14	3	Transformer 11-20	258990
4	Washer, 5/16 int./ext. tooth lock All	X-22-16	3	Transformer 21-30	276578
8	Washer, #8 ext. tooth lock 1-19,21-30	X-22-20	3	Transformer, current 13,18	291546
1	Grommet All	X-284-25	1	Panel, relay 1-14,16-19,21-30	274796
2	Screw, 8-32 x 3/4 All	X-51-11	4	Mount, vibro 1-14,16-19,21-30	282829
2	Nut, whiz lock 1-14,16-19,21-30	X-6210-1	2	Mount, vibro 15,20	259919
6	Nut, 8-32 1-6	X-72-4	1	Pickup, speed All	291288
10	Nut, 8-32 7-10	X-72-4	1	Block, terminal (6-terminal) All	295314
6	Screw, 8-18 drill 7-30	X-794-2			
1	Nut, 3/8-16 1-10	X-83-2			



# 350-1500ROZD

# Kit Parts List: Controller Kits

<b>Meterbox for Switchgear</b>					
<b>Qty.</b>	<b>Description Variation(s)</b>	<b>Part No.</b>	<b>Qty.</b>	<b>Description Variation(s)</b>	<b>Part No.</b>
4	Nut, 5/16-18 1	X-82-2	1	Washer, 5/16 int./ext. tooth lock 1	X-22-16
1	Hourmeter 1	238736	8	Washer, #8 ext. tooth lock 1	X-22-20
1	Voltmeter 1	255224	2	Screw, 8-32 x 3/4 1	X-51-11
1	Box, controller 1	263153	2	Nut, whiz lock 1	X-6210-1
1	Panel 1	263154	10	Nut, 8-32 1	X-72-4
2	Resistor, 24 Volt 1	268297	1	Nut, 3/8-16 1	X-83-2
1	Harness, wiring (24-pin) 1	273764	1	Strip, marker 1	255080
6	Strip, marker 1	273781	2	Relay 1	272684
1	Harness, wiring (black, red, white, green) 1	273983	1	Panel, relay 1	274796
1	Harness, wiring (red, black, shielded) 1	273984	4	Mount, vibro 1	282829
1	Gauge, oil pressure 1	282897	1	Block, terminal (6-terminal) 1	295314
1	Gauge, water temperature 1	282898			
6	Strip, terminal (9-terminal) 1	283060			
2	Bulb, No. 313 1	283420			
2	Socket, lamp 1	283990			
1	Switch, pushbutton 1	292364			
1	Decal, emergency stop 1	292467			
1	Cover, controller 1	292818			
4	Bumper 1	292834			
4	Screw, 5/16-18 x 1/2 1	X-125-33			
2	Washer, #8 split lock 1	X-18-2			
2	Washer, 3/8 int./ext. tooth lock 1	X-22-14			



# 350–1500ROZD

# Kit Parts List: Optional Kits

Qty	Description	Part No.	Qty	Description	Part No.
<b>Adapter Bushing Kits</b>			24	Nut, lock	X-101-13
<b>Adapter Bushing Kit PA-274900</b>			2	Washer, 5/8 lock	X-22-43
1	Bushing, 6 F x 8 M reducer	X-202-38	12	Washer, plain	X-25-1
<b>Adapter Bushing Kit PA-274901</b>			4	Cap, pipe	X-268-7
2	Bushing, 6 F x 10 M reducer	X-202-43	2	Screw, 6-32 x 7/8	X-49-3
<b>Adapter Bushing Kit PA-274902</b>			2	Tube, steel	X-522-64
2	Bushing, 6 F x 8 M reducer	X-202-38	2	Screw, drill	X-794-2
<b>Adapter Bushing Kit PA-279550</b>			4	Clamp, hose	254344
1	Adapter, flanged 8.0–10.0 ID, tubing 10.0 ID	279549	4	Cap, rain	272674
<b>Air Cleaner Kits</b>			1	Switch assembly, limit	272790
<b>Air Cleaner Kit 279734</b>			4	Clamp, hose	272960
1	Bracket, mounting	279734-1	2	Hose, 90 deg. elbow	274240
1	Bracket, mounting	279734-2	2	Hose, hump	274430
<b>Air Cleaner Kit, Heavy Duty 279733</b>			2	Bracket, air cleaner	274617
2	Air cleaner assembly	A-279713	2	Tube assembly	274663
8	Washer, 3/8 lock	X-22-1	2	Tube assembly	274664
8	Washer, 7/16 x 1 plain	X-25-1	1	Guard, limit switch	279562
8	Screw, 3/8-16 x 1-1/4	X-6238-4	1	Bracket, mounting	279565
8	Nut, 5/16-18	X-83-2	4	Hose, hump	279744
2	Clamp, hose 6-1/4 min. ID (band)	254013	1	Bracket, air cleaner	279765
2	Cap, rain	272674	1	Bracket, air cleaner	279766
4	Clamp, air cleaner	272983	1	Bracket, air cleaner	279767
2	Support, air cleaner	274310	1	Bracket, air cleaner	279768
2	Bracket, air cleaner	279721	2	Bracket, air cleaner	279781
2	Hose, hump	279744	12	Clamp	280998
4	Bracket, air cleaner	291666	2	Clamp, hose	291559
2	Hose, hump	291679	8	Bracket, air cleaner	291666
<b>Air Cleaner Kit, Heavy Duty 279735</b>			2	Hose, 90 deg. elbow	291678
2	Air cleaner assembly	A-279714	<b>Air Cleaner Kit, Heavy Duty 279780</b>		
8	Washer, 3/8 lock	X-22-1	4	Cleaner assembly, air	A-279714
8	Washer, 7/16 x 1 plain	X-25-1	16	Nut, lock	X-101-13
8	Screw, 3/8-16 x 1-1/4	X-6238-4	2	Washer, 5/8 lock	X-22-43
8	Nut, 5/16-18	X-83-2	8	Washer, plain	X-25-1
4	Bracket, air cleaner	279715	4	Cap, pipe	X-268-7
2	Hose, hump	279720	2	Screw, 6-32 x 7/8	X-49-3
2	Bracket, air cleaner	279721	2	Tube, steel	X-522-64
2	Cap, rain	279722	1	Switch assembly, limit	272790
2	Clamp, hose 8-3/8 in. min. ID (band)	279743	1	Bracket, air cleaner	274615
2	Clamp, hose 7-1/2 in. min. ID (band)	280998	1	Bracket, air cleaner	274616
2	Cover	291665	2	Tube, metal	274819
4	Bracket, air cleaner	291666	2	Tube, metal	274820
2	Hose, hump	291679	2	Clamp, hose	274976
<b>Air Cleaner Kit, Heavy Duty 279769</b>			1	Guard, limit switch	279562
4	Cleaner assembly, air	A-279713	1	Bracket, mounting	279565
			8	Bracket, air cleaner	279715
			4	Hose, hump	279720
			4	Cap, rain	279722
			4	Clamp, hose	279743
			2	Bracket, air cleaner	279781
			1	Bracket, air cleaner	279782
			1	Bracket, air cleaner	279783
			1	Bracket, air cleaner	279784
			1	Bracket, air cleaner	279785
			12	Clamp	280998
			2	Clamp, hose	291504
			4	Clamp, hose	291559
			2	Hose, hump	291560
			2	Hose, 90 deg. elbow	291567
			2	Hose, 90 deg. elbow	291678

# Kit Parts List: Optional Kits

# 350-1500ROZD

Qty	Description	Part No.	Qty	Description	Part No.
<b><u>Air Cleaner</u></b>			1	Terminal, 1/4 F push-on	X-431-27
<b><u>Restriction Indicator Kits</u></b>			9	Terminal, 1/8 F push-On fully insul.	X-431-28
<b>Restriction gauge Kit</b>			1	Screw, 6-32 x 1/2	X-49-26
		<b>274609</b>	6	Screw, 8-32 x 3/8	X-51-12
1	Gauge, restriction	273377	4	Screw, 8-32 x 5/8	X-51-9
1	Cap, pipe	X-268-7	2	Connector, non-metallic	X-567-1
<b>Restriction gauge Kit</b>			4	Screw, 8-32 x 3/8 self-tapping	X-67-43
		<b>279828</b>	2	Nut, 10-32	X-70-3
2	Gauge, restriction	273377	1	Nut, 6-32	X-71-2
2	Coupling, 1/8 x 9/16 x 13/16 steel pipe	X-216-24	10	Nut, 8-32	X-72-4
<b>Restriction gauge Kit</b>			4	Screw, 8-18 x 1/2 drill	X-794-2
		<b>279830</b>	1	Holder, fuse	238426
4	Gauge, restriction	273377	1	Cord, power	246185
4	Coupling, 1/8 x 9/16 x 13/16 steel pipe	X-216-24	1	Cover, battery charger	246604
<b>Anticipatory Alarm Kits</b>			1	Box, battery charger	248951
<b>Anticipatory Alarm Kit</b>			1	Ammeter, DC	269202
		<b>274238</b>	1	Transformer	269204
1	Bushing, 1/2 F x 3/4 M reducer	153659	4	Spacer, screen	270833
1	Switch, temperature	240976	1	Fuse, 1.5 Amp	291207
1	Switch, oil pressure	289282	1	Lamp	291208
1	Adapter, water temperature	290090	1	Resistor, .56 Ohm	291209
<b>Anticipatory Alarm Kit</b>			1	Switch, slide DPDT	291210
		<b>274302</b>	1	Switch, slide DPDT (flush lever)	291211
1	Bushing, 1/2 F x 1 M reducer	168848	1	Rectifier, silicon	291212
1	Switch, temperature	240976	1	Resistor, .20 Ohm	291213
1	Switch, oil pressure	289282	1	Cable (red)	291215
1	Adapter, water temperature	290090	1	Cable (black)	291216
<b>Anticipatory Alarm Kit</b>			1	Nameplate, front panel	291220
		<b>274325</b>	1	Nameplate, part no./specifications	291221
1	Bushing, 1/2 F x 3/4 M reducer	153659	1	Breaker, circuit	291265
1	Switch, temperature	240976	1	Rheostat	291975
1	Switch, oil pressure	289282	<b>Battery Charger Kit</b>		
1	Adapter, water temperature	290090	<b>PAA-292862</b>		
<b>Anticipatory Alarm Kit</b>			1	Charger assembly, battery	A-292862
		<b>274325</b>	1	Board assembly, 12 V, CO circuit	B-262377
1	Bushing, 1/2 F x 3/4 M reducer	153659	13	Washer, #6 split lock	X-18-1
1	Switch, temperature	240976	4	Washer, #8 split lock	X-18-2
1	Switch, oil pressure	289282	4	Washer, #10 split lock	X-19-1
1	Adapter, water temperature	290090	4	Washer, 1/4 split lock	X-20-1
<b>Battery Kits</b>			2	Washer, #8 int./ext. tooth lock	X-22-18
<b>Battery Kit</b>			4	Washer, 9/32 x 5/8 plain	X-25-40
		<b>PA-272818</b>	7	Washer, 5/32 x 3/8 x 3/64 plain	X-25-9
4	Stud, conversion	254427	2	Terminal, #6 eyelet, 16-14 ga.	X-283-1
4	Battery	291918	2	Terminal, 1/4 eyelet, 12-10 ga.	X-283-11
<b>Battery Kit</b>			3	Terminal, #8 eyelet, 16-14 ga.	X-283-2
		<b>PA-274587</b>	8	Screw, 6-32 x 1/4	X-49-25
4	Battery	254425	4	Screw, 6-32 x 1/2 pan head (zinc)	X-49-26
4	Stud, conversion	254427	3	Screw, 6-32 x 1/2 pan head	X-49-39
<b>Battery Charger Kits</b>			2	Screw, 6-32 x 3/4 pan head	X-49-6
<b>Battery Charger Kit</b>			2	Screw, 10-32 x 1/2	X-50-1
		<b>PAA-248952</b>	2	Screw, 10-24 x 3/4	X-50-3
10	Washer, #8 split lock	X-18-2	1	Screw, 10-32 x 1/4	X-50-68
1	Washer, #10 split lock	X-19-1	2	Screw, 8-32 x 3/4	X-51-11
2	Washer, #6 int./ext. tooth lock	X-22-25	2	Screw, 8-32 x 1/2	X-51-15
1	Terminal, #10 eyelet, 16-22 ga.	X-283-8	4	Screw, 1/4-20 x 3/4	X-51-30
2	Block, terminal (2-terminal)	X-405-2	1	Screw, 8-32 x 5/8	X-51-9
			2	Tubing, heat shrink	X-6081-3
			2	Nut, 10-24	X-70-2
			2	Nu, 10-32	X-70-3
			2	Nut, 6-32	X-71-2
			6	Nut, 8-32	X-72-4
			4	Nut, 1/4-20	X-81-1

# 350-1500ROZD

# Kit Parts List: Optional Kits

Qty	Description	Part No.	Qty	Description	Part No.
1	Transformer	262388	1	Lamp	291208
1	Fuse, 25 Amp	262389	1	Decal, Explosion (Battery gases...)	292387
2	Holder, fuse	263156	1	Decal, Explosion	292469
4	Spacer, PC Board	287948	1	Sink, heat	292938
1	Lamp	291208	1	Strip, terminal (4-terminal)	292940
1	Decal, Explosion (Battery gases...)	292387	1	Ammeter, DC	292941
1	Decal, Explosion	292469	1	Voltmeter, DC	292942
1	Sink, heat	292938	1	Panel, silkscreen	292944
1	Strip, terminal (4-terminal)	292940	1	Module, SCR	292945
1	Ammeter, DC	292941	1	Resistor, power	292947
1	Voltmeter, DC	292942	1	Fuse, 7 Amp.	292948
1	Panel, silkscreen	292944	1	Harness, wiring	292958
1	Module, SCR	292945	1	Nameplate, 12 Volt	292959
1	Resistor, power	292947	1	Marker, strip (1-6)	292961
1	Fuse, 7 Amp.	292948	1	Marker, strip (sense/output)	292962
1	Harness, wiring	292958	1	Box, battery charger	292974
1	Nameplate, 12 Volt	292959	1	Decal, U.L.	292975
1	Marker, strip (1-6)	292961	1	Retainer	295010
1	Marker, strip (sense/output)	292962	1	Block, terminal (6-terminal)	295314
1	Box, battery charger	292974	4	Nut, 6-32 captive	298810
1	Decal, U.L.	292975			
1	Retainer	295010			
1	Block, terminal (6-terminal)	295314			
4	Nut, 6-32 captive	298810			
<b>Battery Charger Kit PAA-292863</b>			<b>Battery Charger Kit PAA-292864</b>		
1	Charger assembly, battery	A-292863	1	Charger assembly, battery	A-292864
1	Board assembly, 12 V, LO charger	B-262374	1	Board assembly, 24 V, LO charger	B-262378
1	Board, assembly, 12 V, CO charger	B-262377	13	Washer, #6 split lock	X-18-1
17	Washer, #6 split lock	X-18-1	4	Washer, #8 split lock	X-18-2
4	Washer, #8 split lock	X-18-2	4	Washer, # 10 split lock	X-19-1
4	Washer, # 10 split lock	X-19-1	4	Washer, 1/4 split lock	X-20-1
4	Washer, 1/4 split lock	X-20-1	2	Washer, #8 int./ext. tooth lock	X-22-18
2	Washer, #8 int./ext. tooth lock	X-22-18	4	Washer, 7/32 x 1/2 x 3/64 plain	X-25-36
4	Washer, 7/32 x 1/2 x 3/64 plain	X-25-36	4	Washer, 9/32 x 5/8 plain	X-25-40
4	Washer, 9/32 x 5/8 plain	X-25-40	7	Washer, 5/32 x 3/8 x 3/64 plain	X-25-9
7	Washer, 5/32 x 3/8 x 3/64 plain	X-25-9	2	Terminal, #6 eyelet, 16-14 ga.	X-283-1
2	Terminal, #6 eyelet, 16-14 ga.	X-283-1	2	Terminal, 1/4 eyelet, 12-10 ga.	X-283-11
2	Terminal, 1/4 eyelet, 12-10 ga.	X-283-11	3	Terminal, #8 eyelet, 16-14 ga.	X-283-2
3	Terminal, #8 eyelet, 16-14 ga.	X-283-2	8	Screw, 6-32 x 1/4	X-49-25
2	Terminal, #10 eyelet, 8 ga.	X-283-23	4	Screw, 6-32 x 1/2 pan head (zinc)	X-49-26
16	Screw, 6-32 x 1/4	X-49-25	3	Screw, 6-32 x 1/2 pan head	X-49-39
4	Screw, 6-32 x 1/2 pan head (zinc)	X-49-26	2	Screw, 6-32 x 3/4 pan head	X-49-6
3	Screw, 6-32 x 1/2 pan head	X-49-39	2	Screw, 10-32 x 1/2	X-50-1
2	Screw, 6-32 x 3/4 pan head	X-49-6	2	Screw, 10-24 x 3/4	X-50-3
2	Screw, 10-32 x 1/2	X-50-1	1	Screw, 10-32 x 1/4	X-50-68
2	Screw, 10-24 x 3/4	X-50-3	2	Screw, 8-32 x 3/4	X-51-11
1	Screw, 10-32 x 1/4	X-50-68	2	Screw, 8-32 x 1/2	X-51-15
2	Screw, 8-32 x 3/4	X-51-11	4	Screw, 1/4-20 x 3/4	X-51-30
2	Screw, 8-32 x 1/2	X-51-15	1	Screw, 8-32 x 5/8	X-51-9
4	Screw, 1/4-20 x 3/4	X-51-30	1	Tubing, heat shrink	X-6079-2
1	Screw, 8-32 x 5/8	X-51-9	2	Tubing, heat shrink	X-6081-3
2	Tubing, heat shrink	X-6081-3	2	Nut, 10-24	X-70-2
2	Nut, 10-24	X-70-2	2	Nut, 10-32	X-70-3
2	Nut, 10-32	X-70-3	2	Nut, 6-32	X-71-2
2	Nut, 6-32	X-71-2	6	Nut, 8-32	X-72-4
6	Nut, 8-32	X-72-4	4	Nut, 1/4-20	X-81-1
4	Nut, 1/4-20	X-81-1	1	Transformer	262388
1	Transformer	262388	1	Fuse, 25 Amp	262389
1	Fuse, 25 Amp	262389	2	Holder, fuse	263156
2	Holder, fuse	263156	8	Spacer, PC board	287948
2	Spacer, PC board	287948	1	Lamp	291208
8	Spacer, PC board	287948	1	Decal, Explosion (Battery gases...)	292387
			1	Decal, Explosion	292469
			1	Sink, heat	292938
			1	Strip, terminal (4-terminal)	292940

# Kit Parts List: Optional Kits

# 350-1500ROZD

Qty	Description	Part No.	Qty	Description	Part No.
1	Ammeter, DC	292941	1	Module, SCR	292946
1	Panel, silkscreen	292944	1	Resistor, power	292947
1	Module, SCR	292946	1	Fuse, 7 Amp.	292948
1	Resistor, power	292947		Voltmeter, DC	292957
1	Fuse, 7 Amp.	292948	1	Harness, wiring	292958
1	Voltmeter, DC	292957	1	Marker, strip (1-6)	292961
1	Harness, wiring	292958	1	Marker, strip (sense/output)	292962
1	Nameplate, 24 Volt	292960	1	Nameplate	292972
1	Marker, strip (1-6)	292961	1	Box, battery charger	292974
1	Marker, strip (sense/output)	292962	1	Decal, U.L.	292975
1	Nameplate	292971	1	Retainer	295010
1	Box, battery charger	292974	1	Block, terminal (6-terminal)	295314
1	Decal, U.L.	292975	4	Nut, 6-32 captive	298810
1	Retainer	295010			
1	Block, terminal (6-terminal)	295314			
4	Nut, 6-32 captive	298810			

## Battery Charger Kit

## PAA-292865

1	Charger assembly, battery	A-292865
1	Board assembly, 24 V, LO circuit	B-262375
1	Board assembly, 24 V, CO circuit	B-262378
17	Washer, #6 split lock	X-18-14
4	Washer, #8 split lock	X-18-2
4	Washer, # 10 split lock	X-19-1
4	Washer, 1/4 split lock	X-20-1
2	Washer, #8 int./ext. tooth lock	X-22-18
4	Washer, 7/32 x 1/2 x 3/64 plain	X-25-36
4	Washer, 9/32 x 5/8 plain	X-25-40
7	Washer, 5/32 x 3/8 x 3/64 plain	X-25-9
2	Terminal, #6 eyelet, 16-14 ga.	X-283-1
2	Terminal, 1/4 eyelet, 12-10 ga.	X-283-11
3	Terminal, #8 eyelet, 16-14 ga.	X-283-2
2	Terminal, #10 eyelet, 8 ga.	X-283-23
16	Screw, 6-32 x 1/4	X-49-25
4	Screw, 6-32 x 1/2 pan head (zinc)	X-49-26
3	Screw, 6-32 x 1/2 pan head	X-49-39
2	Screw, 6-32 x 3/4 pan head	X-49-6
2	Screw, 10-32 x 1/2	X-50-1
2	Screw, 10-24 x 3/4	X-50-3
1	Screw, 10-32 x 1/4	X-50-68
2	Screw, 8-32 x 3/4	X-51-11
2	Screw, 8-32 x 1/2	X-51-15
4	Screw, 1/4-20 x 3/4	X-51-30
1	Screw, 8-32 x 5/8	X-51-9
1	Tubing, heat shrink	X-6079-2
2	Tubing, heat shrink	X-6081-3
2	Nut, 10-24	X-70-2
2	Nut, 10-32	X-70-3
2	Nut, 6-32	X-71-2
6	Nut, 8-32	X-72-4
4	Nut, 1/4-20	X-81-1
1	Transformer	262388
1	Fuse, 25 Amp	262389
2	Holder, fuse	263156
8	Spacer, PC board	287948
1	Lamp	291208
1	Decal, Explosion (Battery gases...)	292387
1	Decal, Explosion	292469
1	Sink, heat	292938
1	Strip, terminal (4-terminal)	292940
1	Ammeter, DC	292941
1	Panel, silkscreen	292944

## Battery Heater Kits

### Battery Heater Kit

### PA-272783

2	Box assembly, relay	A-272825
4	Washer, #6 split lock	X-18-1
4	Washer, #8 split lock	X-18-2
4	Washer, 3/16 x 7/16 x 3/64 plain	X-25-48
8	Washer, 5/32 x 3/8 x 3/64 plain	X-25-9
8	Screw, 6-32 x 3/8	X-49-2
4	Screw, 8-32 x 1/2	X-51-15
4	Screw, 10-24 x 1/2	X-6216-1
8	Nut, 6-32	X-71-2
4	Nut, 8-32	X-72-4
2	Receptacle	238581
1	Box, relay	272820
1	Cover, silkscreen	272823
6	Adapter, tab	287571
2	Resistor	292915
2	Relay	292916
16	Nut, 1/4-20 elastic stop	X-101-8
3	Screw, 5/16-18 x 3/4,	X-125-3
8	Washer, 1/4 split lock	X-20-1
3	Washer, 5/16 split lock	X-21-1
16	Washer, 17/64 x 5/8 plain	X-25-53
1	Screw, 1/4-20 x 5/8	X-465-2
16	Screw, 1/4-20 x 5/8 slotted rnd. head	X-73-14
8	Nut, 1/4-20	X-81-1
3	Nut, 5/16-18	X-82-2
2	Nut, wire	202054
4	Warmer, battery 6 x 9	255649
4	Heater, battery 5-1/4 x 37	258780
1	Connector	272828
1	Bracket, relay box	272829

### Battery Heater Kit

### 272936

2	Box assembly, relay	A-272825
4	Washer, #6 split lock	X-18-1
4	Washer, #8 split lock	X-18-2
4	Washer, 3/16 x 7/16 x 3/64 plain	X-25-48
8	Washer, 5/32 x 3/8 x 3/64 plain	X-25-9
8	Screw, 6-32 x 3/8	X-49-2
4	Screw, 8-32 x 1/2	X-51-15
4	Screw, 10-24 x 1/2	X-6216-1
8	Nut, 6-32	X-71-2
4	Nut, 8-32	X-72-4
2	Receptacle	238581
1	Box, relay	272820





# 350-1500ROZD

# Kit Parts List: Optional Kits

Qty	Description	Part No.	Qty	Description	Part No.
<b>Block Heater Kit</b>			<b>274979</b>		
1	Elbow, 3/4 45 degrees	X-274-2	4	Bumper 1/4-20	259632
4	Clamp, hose .69-1.25 ID	X-426-12	1	Tag, hang caution block heater damage	279047
1	Tie, cable	X-468-1	1	Bracket, block heater	279481
2	Connector, hose 3/4 ID 3/4 NPT	X-582-8	1	Thermostat, block heater	279813
1	Hose .75 x 65 L	X-691-19	1	Heater, block	279816
1	Hose, oil proof .75 x 35 L	X-691-30	1	Box, block heater control	279874
1	Heater, block	274427	<b>Block Heater Kit</b>		
1	Tag, hang caution block heater damage	279047	<b>279930</b>		
1	Bracket, block heater	279481	1	Elbow, 45 degree 1	X-274-10
<b>Block Heater Kit</b>			1	Elbow, street 3/8	X-274-6
<b>279926</b>			4	Clamp, hose .69-1.25 ID	X-426-12
4	Nut, elastic stop 1/4-20	X-101-8	9	Tie, cable	X-468-1
1	Washer, shakeproof 1/4	X-22-12	1	Connector, hose 3/4 ID 3/8 NPT	X-582-11
4	Clamp, hose .69-1.25 ID	X-426-12	2	Connector, hose 3/4 ID 1 NPT	X-582-15
5	Tie, cable	X-468-1	1	Connector, hose 3/4 ID 3/4 NPT	X-582-8
2	Connector, hose 3/4 ID 3/4 NPT	X-582-8	1	Track, mounting 2.00"	X-6008-2
1	Hose .75 x 55 L	X-691-21	2	Washer, beveled .44	X-6011-4
1	Hose .75" x 39"	X-691-26	1	Hose .75 x 46 L	X-691-15
1	Strap, ground 3/8x5	223033	1	Hose .75 x 103 L	X-691-32
4	Bumper 1/4-20	259632	2	Screw, drill #8-18	X-794-2
1	Bracket, block heater	274431	1	Bushing, reducing 1/2 x 3/4	153659
1	Tag, hang caution block heater damage	279047	1	Thermostat, block heater	279813
1	Connector, hose 3.50 OD	279799	1	Pump, circulating heater	279933
1	Thermostat, block heater	279813	1	Harness, block heater	279956
1	Heater, block	279814	1	Socket assembly	291273
1	Box, block heater control	279873	1	Relay	291309
2	Clamp, hose 3.75-4.06 ID	291537	<b>Block Heater Kit</b>		
<b>Block Heater Kit</b>			<b>279927</b>		
4	Nut, elastic stop 1/4-20	X-101-8	1	Bushing, reducer 3/4 x 1-1/4 NPT	X-202-18
1	Washer, shakeproof 1/4	X-22-12	4	Clamp, hose .69-1.25 ID	X-426-12
4	Clamp, hose .69-1.25 ID	X-426-12	9	Tie, cable	X-468-1
5	Tie, cable	X-468-1	2	Connector, hose 3/4 ID 1 NPT	X-582-15
2	Connector, hose 3/4 ID 3/4 NPT	X-582-8	2	Connector, hose 3/4 ID 3/4 NPT	X-582-8
1	Hose .75 x 55 L	X-691-21	1	Track, mounting 2.00"	X-6008-2
1	Hose .75" x 39"	X-691-26	2	Washer, beveled .44	X-6011-4
1	Strap, ground 3/8x5	223033	1	Hose .75 x 55 L	X-691-21
4	Bumper 1/4-20	259632	1	Hose .75 x 103 L	X-691-32
1	Bracket, block heater	274431	2	Screw, drill #8-18	X-794-2
1	Tag, hang caution block heater damage	279047	1	Elbow 1"	151385
1	Connector, hose 3.50 OD	279799	1	Bushing, reducing 1/2 x 3/4	153659
1	Thermostat, block heater	279813	1	Adapter, plate	274881
1	Heater, block	279815	1	Gasket	274882
1	Box, block heater control	279874	1	Thermostat, block heater	279813
2	Clamp, hose 3.75-4.06 ID	291537	1	Pump, circulating heater	279933
<b>Block Heater Kit</b>			1	Harness, block heater	279956
<b>279929</b>			1	Socket assembly	291273
1	Washer, shakeproof 1/4	X-22-12	1	Relay	291309
1	Elbow, 3/4 45 degrees	X-274-2	<b>Block Heater Kit</b>		
4	Clamp, hose .69-1.25 ID	X-426-12	<b>279932</b>		
3	Tie, cable	X-468-1	1	Bushing, reducer 3/4 x 1-1/4 NPT	X-202-18
2	Connector, hose 3/4 ID 3/4 NPT	X-582-8	1	Elbow, 45 degree 1	X-274-10
1	Hose .75 x 65 L	X-691-19	4	Clamp, hose .69-1.25 ID	X-426-12
1	Hose .75" x 39"	X-691-26	9	Tie, cable	X-468-1
1	Bushing, reducing 1/2 x 3/4	153659	2	Connector, hose 3/4 ID 1 NPT	X-582-15
1	Strap, ground 3/8x5	223033	2	Connector, hose 3/4 ID 3/4 NPT	X-582-8

Qty	Description	Part No.	Qty	Description	Part No.
1	Track, mounting 2.00"	X-6008-2			
2	Washer, beveled .44	X-6011-4			
1	Hose .75 x 65 L	X-691-19			
1	Hose .75 x 109 L	X-691-33			
2	Screw, drill #8-18	X-794-2			
1	Bushing, reducing 1/2 x 3/4	153659			
1	Adapter, plate	274881			
1	Gasket	274882			
1	Thermostat, block heater	279813			
1	Pump, circulating heater	279933			
1	Harness, block heater	279956			
1	Socket assembly	291273			
1	Relay	291309			
<b>Block Heater Kit</b>		<b>279963</b>			
4	Nut, elastic stop 1/4-20	X-101-8			
10	Washer, shakeproof 1/4	X-22-12			
2	Clamp, hose 2.81-3.75 ID	X-426-1			
4	Clamp, hose .69-1.25 ID	X-426-12			
5	Tie, cable	X-468-1			
2	Connector, hose 3/4 ID 3/4 NPT	X-582-8			
1	Hose .75 x 55 L	X-691-21			
1	Hose .75" x 39"	X-691-26			
1	Bushing, reducing 1/2 x 3/4	153659			
1	Strap, ground 3/8x5	223033			
4	Bumper 1/4-20	259632			
1	Bracket, block heater	274431			
1	Tag, hang caution block heater damage	279047			
1	Connector, hose 3.00 OD	279798			
1	Thermostat, block heater	279813			
1	Heater, block	279814			
1	Box, block heater control	279873			
<b>Block Heater Kit</b>		<b>279964</b>			
4	Nut, elastic stop 1/4-20	X-101-8			
10	Washer, shakeproof 1/4	X-22-12			
2	Clamp, hose 2.81-3.75 ID	X-426-1			
4	Clamp, hose .69-1.25 ID	X-426-12			
5	Tie, cable	X-468-1			
2	Connector, hose 3/4 ID 3/4 NPT	X-582-8			
1	Hose .75 x 55 L	X-691-21			
1	Hose .75" x 39"	X-691-26			
1	Bushing, reducing 1/2 x 3/4	153659			
1	Strap, ground 3/8x5	223033			
4	Bumper 1/4-20	259632			
1	Bracket, block heater	274431			
1	Tag, hang caution block heater damage	279047			
1	Connector, hose 3.00 OD	279798			
1	Thermostat, block heater	279813			
1	Heater, block	279815			
1	Box, block heater control	279874			
<b>Common Fault Relay Kits</b>					
<b>Common Fault Relay Kit</b>		<b>273914</b>			
1	Board assembly, relay circuit	A-294301			
4	Washer, #8 split lock	X-18-2			
4	Washer, 3/16 x 7/16 plain	X-25-48			
1	Tie, cable	X-468-1			
4	Screw, 8-32 x 1	X-51-3			
4	Spacer	X-712-9			
4	Nut, 8-32	X-72-4			
1	Harness, wiring	273772			
<b>Current Transformer Kits</b>					
<b>Current Transformer Kit</b>		<b>274842</b>			
1	Terminal, #10 eyelet, 10-12 ga.	X-283-11			
5	Terminal, #10 eyelet, 16-14 ga.	X-283-3			
3	Terminal, 16-14 ga. insulink	X-367-1			
1	Insulink, 12-10 ga. and 16-14 ga.	X-367-6			
6	Tie, cable	X-468-2			
1	Jumper, two-terminal	X-6076-2			
3	Transformer, current	291547			
<b>Current Transformer Kit</b>		<b>274845</b>			
1	Terminal, #10 eyelet, 10-12 ga.	X-283-11			
5	Terminal, #10 eyelet, 16-14 ga.	X-283-3			
3	Terminal, 16-14 ga. insulink	X-367-1			
1	Insulink, 12-10 ga. and 16-14 ga.	X-367-6			
6	Tie, cable	X-468-2			
1	Jumper, two-terminal	X-6076-2			
3	Transformer, current	291548			
<b>Current Transformer Kit</b>		<b>274848</b>			
1	Terminal, #10 eyelet, 10-12 ga.	X-283-11			
5	Terminal, #10 eyelet, 16-14 ga.	X-283-3			
3	Terminal, 16-14 ga. insulink	X-367-1			
1	Insulink, 12-10 ga. and 16-14 ga.	X-367-6			
6	Tie, cable	X-468-2			
1	Jumper, two-terminal	X-6076-2			
3	Transformer, current	297675			
<b>Customer Connection Terminal Strip Kits</b>					
<b>Customer Connection Kit</b>		<b>273915</b>			
4	Washer, #8 split lock	X-18-2			
4	Screw, 8-32 x 3/4	X-51-11			
4	Nut, 8-32	X-72-4			
1	Block, terminal	273769			
1	Strip, terminal	273770			
1	Harness, wiring	273771			

# 350–1500ROZD

# Kit Parts List: Optional Kits

Qty	Description	Part No.	Qty	Description	Part No.
<b><u>Dry Contact Kits</u></b>			2	Clamp, exhaust	272676
<b>Dry Contact Kit, Single Relay PA–273912</b>			<b>Flexible Exhaust Kit PA–272974</b>		
1	Contact assembly	A–273945	16	Screw, 1/2–13 x 2	X–129–21
1	Circuit board assy., relay	B–294301	16	Washer, 1/2 split lock	X–24–6
4	Screw, 10–24 x 1/2	X–6216–1	16	Washer, 3/4 split lock	X–26–10
4	Nut, 10–24	X–70–12	16	Screw, 3/4–10 x 2–1/2	X–6239–4
4	Spacer	X–712–9	16	Nut, 3/4–10	X–88–12
1	Grommet	243319	16	Nut, 1/2–13	X–89–8
1	Box, dry contact	273942	2	Adapter, flexible exhaust	272976
1	Cover, dry contact	273943	2	Gasket, exhaust	274971
1	Harness, wiring	273944	<b>Flexible Exhaust Kit PA–272975</b>		
<b>Dry Contact Kit, Ten Relay PA–273913</b>			16	Screw, 1/2–13 x 2	X–129–21
1	Contact assembly	A–273936	16	Washer, 1/2 split lock	X–24–6
1	Circuit board assy., relay	C–294303	24	Washer, 1" split lock	X–26–13
4	Screw, 10–24 x 1/2	X–6216–1	24	Nut, 1–8 hex	X–6009–1
6	Nut, 10–24	X–70–12	24	Screw, 1–8 x 3	X–792–5
6	Spacer	X–712–9	16	Nut, 1/2–13	X–89–8
1	Grommet	243319	2	Adapter, flexible exhaust	272977
1	Box, dry contact	273933	2	Gasket, exhaust	274972
1	Cover, dry contact	273934	<b>Flexible Exhaust Kit PA–274290</b>		
1	Harness, wiring	273935	2	Washer, 7/16 x 1 plain	X–25–1
<b><u>Exhaust Manifold Insulation Kits</u></b>			1	Hose, flex exhaust	274289
<b>Exhaust Manifold Insulation Kit 274807</b>			2	Clamp, exhaust	274306
1	Insulator, blanket	274813	<b>Flexible Exhaust Kit PA–274732</b>		
<b>Exhaust Manifold Insulation Kit 274808</b>			2	Hose, exhaust	272658
1	Insulator, blanket	274814	2	Clamp, exhaust	272676
<b>Exhaust Manifold Insulation Kit 274809</b>			<b><u>Flexible Fuel Line Kits</u></b>		
1	Insulator, blanket	274815	<b>Flexible Fuel Line Kit PA–272934</b>		
<b>Exhaust Manifold Insulation Kit 274810</b>			1	Cap, 1/2 NPT pipe	X–268–8
1	Insulator, blanket	274816	1	Cap, 3/8 NPT pipe	X–268–9
<b><u>Fast Check Kits</u></b>			2	Elbow, 1/2 NPT x 7/8–14	X–447–8
<b>Fast Check PA–272766</b>			1	Elbow, 5/8–18 x 3/8	X–447–9
1	Control assembly	B–291930	2	Tie, cable	X–468–1
1	Harness, wiring	255915	1	Line, 1/2 ID x 85 in. flex. fuel	274736
<b><u>Flexible Exhaust Kits</u></b>			1	Line, 5/16 ID x 85 in. flex. fuel	274737
<b>Flexible Exhaust Kit PA–272720</b>			<b>Flexible Fuel Line Kit 272966</b>		
1	Hose, exhaust	272658	1	Cap, 1/2 NPT pipe	X–268–8
1	Clamp, exhaust	272676	1	Cap, 3/8 NPT pipe	X–268–9
<b>Flexible Exhaust Kit PA–272804</b>			2	Elbow, 1/2 NPT x 7/8–14	X–447–8
2	Hose, exhaust	272658	1	Elbow, 5/8–18 x 3/8	X–447–9
			2	Tie, cable	X–468–1
			1	Line, 1/2 ID x 28 in. flex. fuel	274228
			1	Line, 5/16 ID x 63 in. flex. fuel	274738
			<b>Flexible Fuel Line Kit 274263</b>		
			1	Cap, 1/4 NPT pipe	X–268–3
			1	Cap, 1/2 NPT pipe	X–268–8

# Kit Parts List: Optional Kits

# 350-1500ROZD

Qty	Description	Part No.	Qty	Description	Part No.
1	Connector, 1/2-20 x 1/4 IP half-union	X-296-6	<b>Fuel Pressure Kit</b>		
1	Connector, 7/8-14 x 1/2 IP half-union	X-296-7	<b>279757</b>		
1	Elbow, 1/4 NPT x 1/2-20	X-447-6	1	Bushing, 1/8 M x 1/4 F reducing	A-106
1	Elbow, 1/2 NPT x 7/8-14	X-447-8	1	Gauge, pressure	279758
2	Tie, cable	X-468-5	<b>Fuel Pressure Kit</b>		
1	Bushing, 1/2 F x 1 M reducer	168848	<b>279759</b>		
1	Line, 1/2 ID x 28 in. flex. fuel	274228			
1	Line, 5/16 ID x 80 in. flex. fuel	274229	1	Bushing, 1/8 M x 3/8 F reducing	D-228
<b>Flexible Fuel Line Kit</b>			1	Gauge, pressure	275540
<b>274648</b>			<b>Fuel Pressure Kit</b>		
1	Cap, 1/4 NPT pipe	X-268-3	<b>279760</b>		
1	Cap, 1/2 NPT pipe	X-268-8	1	Bushing, 1/8 M x 3/8 F reducing	D-228
1	Connector, 1/2-20 x 1/4 IP half-union	X-296-6	1	Nipple, 3/8 NPTF x 1 pipe	X-204-9
1	Connector, 7/8-14 x 1/2 IP half-union	X-296-7	1	Coupling, 3/8 NPSC x 1.19 pipe	X-216-23
1	Elbow, 1/4 NPT x 1/2-20	X-447-6	1	Gauge, pressure	275540
1	Tie, cable	X-468-5	<b>Generator Heater Kits</b>		
1	Bushing, 1/2 F x 1 M reducer	168848	<b>Generator Heater Kit</b>		
1	Line, 5/16 ID x 80 in. flex. fuel	274229	<b>272800</b>		
1	Line, 1/2 ID x 49 in. flex. fuel	274633	4	Nut, 1/4-20 elastic stop	X-101-8
<b>Flexible Fuel Line Kit</b>			8	Washer, 17/64 x 5/8 plain	X-25-53
<b>274740</b>			4	Screw, 1/4-20 x 1	X-465-7
2	Cap, 3/8 NPT pipe	X-268-9	4	Heater, space	272803
2	Elbow, 3/8 NPT x 7/8-14	X-447-14	<b>Generator Heater Kit</b>		
1	Elbow, 5/8-18 x 3/8	X-447-9	<b>272801</b>		
2	Tie, cable	X-468-1	4	Nut, 1/4-20 elastic stop	X-101-8
1	Line, 1/2 ID x 45 in. flex. fuel	274632	8	Washer, 17/64 x 5/8 plain	X-25-53
1	Line, 5/16 ID x 45 in. flex. fuel	274735	4	Screw, 1/4-20 x 1	X-465-7
<b>Fuel Pressure Gauge Kits</b>			4	Heater, space	272802
<b>Fuel Pressure Kit</b>			<b>Generator Heater Kit</b>		
<b>279755</b>			<b>279750</b>		
1	Bushing, 1/8 M x 1/4 F reducing	A-106	4	Nut, elastic stop 1/4-20	X-101-8
1	Elbow, 1/4 NPTF street	EH-2248	1	Heater, space	279749
1	Gauge, pressure	275540	<b>Optional Kits continued on next page.</b>		
<b>Fuel Pressure Kit</b>					
<b>279756</b>					
1	Bushing, 1/8 M x 1/4 F reducing	A-106			
1	Gauge, pressure	275540			

# 350-1500ROZD

# Kit Parts List: Optional Kits

Qty	Description	Part No.	Qty	Description	Part No.
<b>Housing Kits, Weather</b>			<b>Line Circuit Breaker Kit</b>		
<b>Housing Kit, Weather</b>			<b>272854</b>		
8	Nut, 5/16-18 elastic stop	X-101-16		<b>Line Circuit Breaker Kit</b>	<b>290863</b>
58	Screw, 5/16-18 x 3/4	X-125-5		<b>Line Circuit Breaker Kit</b>	<b>290933</b>
1	Nipple, 1/2 NPT x 1-1/2	X-209-5		<b>Line Circuit Breaker Kit</b>	<b>291111</b>
42	Washer, 5/16 split lock	X-21-1		<b>Line Circuit Breaker Kit</b>	<b>291285</b>
74	Washer, 11/32 x 11/16 plain	X-25-85		<b>Line Circuit Breaker Kit</b>	<b>291441</b>
24	Screw, 10-24 x 1/2	X-6216-1		<b>Line Circuit Breaker Kit</b>	<b>291668</b>
2	Decal, "stripes"	X-6232-2		<b>Line Circuit Breaker Kit</b>	<b>293730</b>
2	Decal, Kohler PowerSystems	X-6246-1		<b>Line Circuit Breaker Kit</b>	<b>293731</b>
28	Rivet, 3/16 x 1/8 alum./steel pop	X-781-11		<b>Line Circuit Breaker Kit</b>	<b>293732</b>
1	Plug, 4 in. black plastic	253268		<b>Line Circuit Breaker Kit</b>	<b>293734</b>
28	Plug, 3/16 in. plastic	253723		<b>Line Circuit Breaker Kit</b>	<b>293735</b>
1	Shroud, radiator	272724		<b>Line Circuit Breaker Kit</b>	<b>293730</b>
1	Roof, housing	272726	24	Washer, plain .406 ID, 1.000 OD	X-25-118
1	Door, back	272727	4	Washer, plain .281 ID, .625 OD	X-25-68
4	Door	272729	9	Washer, spring .390 ID .81 OD	X-6086-6
2	Support, RH housing	272733	1	Breaker, circuit 450a, 600V, 3P	X-786-87
2	Rail, side	272734	9	Nut, hex 3/8-16	X-83-7
2	Rail, end	272735	1	Panel, mounting	293708
4	Bracket, mounting	272736	1	Panel, mounting	293717
2	Support, LH housing	272811	2	Bus, load 450-600A	293722
7	Latch, adjustable door	272831	1	Bus, load 450-600A	293723
5	Stiffener	272851	2	Bus, line 450-600A	293724
2	Decal	273739	1	Bus, line 450-600A	293725
2	Door, housing	274391	1	Spacer 5.6 x .88	293856
<b>Housing Kit, Weather</b>			<b>Line Circuit Breaker Kit</b>		
<b>279507</b>			<b>293731</b>		
8	Nut, elastic stop 5/16-18	X-101-16		<b>Line Circuit Breaker Kit</b>	<b>293731</b>
1	Nipple, pipe 1/2x1-1	X-209-5	24	Washer, plain .406 ID, 1.000 OD	X-25-118
1	Elbow, pipe 1/2	X-215-1	4	Washer, plain .281 ID, .625 OD	X-25-68
24	Screw, phil hex crim #10-24 x .50	X-6216-1	9	Washer, spring .390 ID .81 OD	X-6086-6
2	Decal, stripes gold and black	X-6232-2	1	Breaker, circuit 500A, 600V, 3P	X-786-126
2	Decal, Kohler Power Systems	X-6246-1	9	Nut, hex 3/8-16	X-83-7
28	Rivet, pop .125 dia.	X-781-1	1	Panel, mounting	293708
8	Rivet, pop .187 dia.	X-781-11	1	Panel, mounting	293717
1	Plug 4.0 dia.	253268	2	Bus, load 450-600A	293722
28	Plug, plastic	253723	1	Bus, load 450-600A	293723
1	Shroud, radiator	272724	2	Bus, line 450-600A	293724
1	Door, back	272727	1	Bus, line 450-600A	293725
2	Support, housing	272733	1	Spacer 5.6 x .88	293856
2	Rail, end	272735		<b>Line Circuit Breaker Kit</b>	<b>293732</b>
4	Bracket, mounting	272736		<b>Line Circuit Breaker Kit</b>	<b>293732</b>
2	Support, housing	272811	24	Washer, plain .406 ID, 1.000 OD	X-25-118
7	Latch, adjustable door	272831	4	Washer, plain .281 ID, .625 OD	X-25-68
5	Stiffener	272851	9	Washer, spring .390 ID .81 OD	X-6086-6
2	Decal	273739	1	Breaker, circuit 600A, 600V, 3P	X-786-88
1	Roof	279501	9	Nut, hex 3/8-16	X-83-7
2	Rail, side	279502	1	Panel, mounting	293708
4	Door	279503	1	Panel, mounting	293717
2	Door	279504	2	Bus, load 450-600A	293722
1	Disc, rain	279711	1	Bus, load 450-600A	293723
<b>Line Circuit Breaker Kits</b>				<b>Line Circuit Breaker Kit</b>	<b>293724</b>
	<b>Line Circuit Breaker Kit</b>	<b>280991</b>	1	Bus, line 450-600A	293725
	<b>Line Circuit Breaker Kit</b>	<b>282050</b>	1	Spacer 5.6 x .88	293856
	<b>Line Circuit Breaker Kit</b>	<b>290861</b>			
	<b>Line Circuit Breaker Kit</b>	<b>290862</b>			

# Kit Parts List: Optional Kits

# 350-1500ROZD

Qty	Description	Part No.	Qty	Description	Part No.
<b>Line Circuit Breaker Kit</b>		<b>293734</b>	2	Spacer 5.6 x .88	293856
6	Washer, plain .562 ID, 1.375 OD	X-25-113	<b>Line Circuit Breaker Kit</b>		
12	Washer, plain .406 ID, 1.000 OD	X-25-118	<b>293744</b>		
4	Washer, plain .344 ID, .875 OD	X-25-75	12	Washer, plain .406 ID, 1.000 OD	X-25-118
6	Washer, spring .515 ID 1.06 OD	X-6086-5	4	Washer, plain .344 ID, .875 OD	X-25-75
3	Washer, spring .390 ID .81 OD	X-6086-6	6	Washer, spring .390 ID .81 OD	X-6086-6
1	Breaker, circuit 700A, 600V, 3P	X-786-89	6	Insulator, standoff	X-6128-9
3	Nut, hex 3/8-16	X-83-7	80	Screw, hex flange 1/4-20 x .500	X-6217-3
1	Panel, mounting	293709	6	Screw, hex flange 3/8-16 x .750	X-6217-5
1	Panel, mounting	293720	6	Screw, hex flange 3/8-16 x 1.000	X-6217-6
2	Bus, load 700-800A	293726	1	Breaker, circuit 900A, 600V, 3P	X-786-106
1	Bus, load 700-800A	293727	6	Nut, hex 3/8-16	X-83-7
2	Bus, line 700-800A	293728	1	Panel, mounting	293709
1	Bus, line 700-800A	293729	1	Panel, mounting	293712
<b>Line Circuit Breaker Kit</b>		<b>293735</b>	1	Box, extension LS	293769
6	Washer, plain .562 ID, 1.375 OD	X-25-113	1	Box, extension RS	293770
12	Washer, plain .406 ID, 1.000 OD	X-25-118	1	Panel, lower side	293772
4	Washer, plain .344 ID, .875 OD	X-25-75	1	Panel, bottom	293774
6	Washer, spring .515 ID 1.06 OD	X-6086-5	1	Panel, front	293776
3	Washer, spring .390 ID .81 OD	X-6086-6	1	Panel, front upper	293778
1	Breaker, circuit 800A, 600V, 3P	X-786-90	1	Panel, top	293781
3	Nut, hex 3/8-16	X-83-7	3	Bus, load 900-1200A	293783
1	Panel, mounting	293709	2	Bus, line 900-1200A	293790
1	Panel, mounting	293720	1	Bus, line	293791
2	Bus, load 700-800A	293726	1	Bracket, bus support	293809
1	Bus, load 700-800A	293727	12	Washer, lock	293855
2	Bus, line 700-800A	293728	2	Spacer 5.6 x .88	293856
1	Bus, line 700-800A	293729	<b>Line Circuit Breaker Kit</b>		<b>293745</b>
<b>Line Circuit Breaker Kit</b>		<b>293739</b>	12	Washer, plain .406 ID, 1.000 OD	X-25-118
12	Washer, plain .406 ID, 1.000 OD	X-25-118	4	Washer, plain .344 ID, .875 OD	X-25-75
4	Washer, plain .344 ID, .875 OD	X-25-75	6	Washer, spring .390 ID .81 OD	X-6086-6
6	Washer, spring .390 ID .81 OD	X-6086-6	6	Insulator, standoff	X-6128-9
6	Insulator, standoff	X-6128-9	80	Screw, hex flange 1/4-20 x .500	X-6217-3
73	Screw, hex flange 1/4-20 x .500	X-6217-3	6	Screw, hex flange 3/8-16 x .750	X-6217-5
6	Screw, hex flange 3/8-16 x .750	X-6217-5	6	Screw, hex flange 3/8-16 x 1.000	X-6217-6
6	Screw, hex flange 3/8-16 x 1.000	X-6217-6	1	Breaker, circuit 1000A, 600V, 3P	X-786-107
1	Breaker, circuit 1200A, 600V,3P	X-786-108	6	Nut, hex 3/8-16	X-83-7
6	Nut, hex 3/8-16	X-83-7	1	Panel, mounting	293709
1	Panel, mounting	293708	1	Panel, mounting	293712
1	Panel, mounting	293712	1	Box, extension LS	293769
1	Box, extension LS	293767	1	Box, extension RS	293770
1	Box,extension RS	293768	1	Panel, lower side	293772
1	Panel, lower side	293772	1	Panel, bottom	293774
1	Panel, bottom	293773	1	Panel, front	293776
1	Panel, front	293775	1	Panel, front upper	293778
1	Panel, upper front	293777	1	Panel, top	293781
1	Panel, top	293779	3	Bus, load 900-1200A	293783
3	Bus, load 900-1200A	293783	2	Bus, line 900-1200A	293790
2	Bus, line 900-1200A	293784	1	Bus, line	293791
1	Bus, line	293785	1	Bracket, bus support	293809
1	Bracket, bus support	293809	12	Washer, lock	293855
12	Washer, lock	293855	2	Spacer 5.6 x .88	293856

# 350-1500ROZD

# Kit Parts List: Optional Kits

Qty	Description	Part No.	Qty	Description	Part No.
<b>Line Circuit Breaker Kit</b>			<b>293746</b>		
12	Washer, plain .406 ID, 1.000 OD	X-25-118	2	Bus, line 1400-1800A	293792
4	Washer, plain .344 ID, .875 OD	X-25-75	1	Bus, line 1400-1800A	293793
6	Washer, spring .390 ID .81 OD	X-6086-6	3	Bus, load	293794
6	Insulator, standoff	X-6128-9	3	Spacer, load bus 2.50 x 2.50	293795
80	Screw, hex flange 1/4-20 x .500	X-6217-3	4	Lead, generator	293796
6	Screw, hex flange 3/8-16 x .750	X-6217-5	4	Lead, generator	293797
6	Screw, hex flange 3/8-16 x 1.000	X-6217-6	4	Lead, generator	293798
1	Breaker, circuit 1200A, 600V,3P	X-786-108	3	Barrier, load	293891
6	Nut, hex 3/8-16	X-83-7	<b>Line Circuit Breaker Kit</b>		
1	Panel, mounting	293709	<b>293799</b>		
1	Panel, mounting	293712	6	Washer, plain .562 ID, 1.375 OD	X-25-113
1	Box, extension LS	293769	6	Washer, plain .406 ID, 1.000 OD	X-25-118
1	Box, extension RS	293770	4	Washer, plain .344 ID, .875 OD	X-25-75
1	Panel, lower side	293772	6	Washer, spring .515 ID 1.06 OD	X-6086-5
1	Panel, bottom	293774	3	Washer, spring .390 ID .81 OD	X-6086-6
1	Panel, front	293776	6	Insulator, standoff	X-6128-9
1	Panel, front upper	293778	73	Screw, hex flange 1/4-20 x .500	X-6217-3
1	Panel, top	293781	6	Screw, hex flange 3/8-16 x .750	X-6217-5
3	Bus, load 900-1200A	293783	6	Screw, hex flange 3/8-16 x 1.000	X-6217-6
2	Bus, line 900-1200A	293790	1	Breaker, circuit 700A, 600V, 3P	X-786-89
1	Bus, line	293791	3	Nut, hex 3/8-16	X-83-7
1	Bracket, bus support	293809	1	Panel, mounting	293708
12	Washer, lock	293855	1	Panel, mounting	293712
2	Spacer 5.6 x .88	293856	1	Box, extension LS	293767
<b>Line Circuit Breaker Kit</b>			1	Box, extension RS	293768
<b>293752</b>			1	Panel, lower side	293772
24	Washer, plain .406 ID, 1.250 OD	X-25-109	1	Panel, bottom	293773
24	Washer, plain .562 ID, 1.375 OD	X-25-113	1	Panel, front	293775
24	Washer, plain .406 ID, 1.000 OD	X-25-118	1	Panel, upper front	293777
12	Washer, plain .255 ID, .812 OD	X-25-130	1	Panel, top	293779
6	Washer, plain .406 ID, 1.250 OD	X-25-38	3	Bus, load 700-800A	293786
12	Washer, spring .255 ID .750 OD	X-6086-13	2	Bus, line 700-800A	293787
12	Washer, spring .515 ID 1.06 OD	X-6086-5	1	Bus, line 700-800A	293788
24	Washer, spring .390 ID .81 OD	X-6086-6	1	Bracket, bus support	293810
6	Insulator, standoff	X-6128-9	<b>Line Circuit Breaker Kit</b>		
80	Screw, hex flange 1/4-20 x .500	X-6217-3	<b>293811</b>		
9	Screw, hex flange 3/8-16 x .750	X-6217-5	18	Washer, plain .562 ID, 1.375 OD	X-25-113
6	Screw, hex flange 3/8-16 x 1.000	X-6217-6	12	Washer, plain .406 ID, 1.000 OD	X-25-118
12	Nut, hex 1/2-13	X-70-10	4	Washer, plain .344 ID, .875 OD	X-25-75
1	Breaker, circuit 1800A, 600V, 3P	X-786-111	9	Washer, spring .515 ID 1.06 OD	X-6086-5
12	Nut, hex 3/8-16	X-83-7	6	Washer, spring .390 ID .81 OD	X-6086-6
1	Panel, mounting	293710	6	Insulator, standoff	X-6128-9
1	Panel, mounting	293713	80	Screw, hex flange 1/4-20 x .500	X-6217-3
1	Box, extension LS	293769	6	Screw, hex flange 3/8-16 x .750	X-6217-5
1	Box, extension RS	293770	6	Screw, hex flange 3/8-16 x 1.000	X-6217-6
1	Panel, lower side	293772	9	Nut, hex 1/2-13	X-70-10
1	Panel, bottom	293774	1	Breaker, circuit 1000A, 600V, 3P	X-786-107
1	Panel, front	293776	6	Nut, hex 3/8-16	X-83-7
1	Panel, front upper	293778	1	Panel, mounting	293710
6	Bolt, over 3/8-16 UNC-2A 10.00 L	293780	1	Panel, mounting	293712
1	Panel, top	293781	1	Box, extension LS	293769
1	Bracket, bus support	293782	1	Box, extension RS	293770
1	Bracket, bus support	293789	1	Panel, lower side	293772
			1	Panel, bottom	293774



# 350-1500ROZD

# Kit Parts List: Optional Kits

Qty	Description	Part No.	Qty	Description	Part No.
6	Lead, generator	293796	2	Bus, line 700-800A	293728
6	Lead, generator	293797	1	Bus, line 700-800A	293729
6	Lead, generator	293798	2	Lead, generator	293796
3	Bus, load	293857	2	Lead, generator	293797
2	Bus, line	293858	3	Lead, generator	293798
1	Bus, line	293859	1	Panel, mounting	293832
1	Bracket, bus support	293862			
1	Bracket, bus support	293863			
3	Barrier, load	293892			
	<b>Line Circuit Breaker Kit</b>	<b>293820</b>		<b>Line Circuit Breaker Kit</b>	<b>293823</b>
24	Washer, plain .406 ID, 1.000 OD	X-25-118	24	Washer, plain .406 ID, 1.000 OD	X-25-118
4	Washer, plain .281 ID, .625 OD	X-25-40	4	Washer, plain .281 ID, .625 OD	X-25-40
4	Washer, plain .281 ID, .625 OD	X-25-68	4	Washer, plain .281 ID, .625 OD	X-25-68
9	Washer, spring .390 ID .81 OD	X-6086-6	9	Washer, spring .390 ID .81 OD	X-6086-6
1	Breaker, circuit 600A, 600V, 3P	X-786-88	1	Breaker, circuit 400A, 600V, 3P	X-786-133
9	Nut, hex 3/8-16	X-83-7	9	Nut, hex 3/8-16	X-83-7
1	Panel, mounting	293709	1	Panel, mounting	293708
1	Panel, mounting	293718	1	Panel, mounting	293717
2	Bus, load 450-600A	293722	2	Bus, load 450-600A	293722
1	Bus, load 450-600A	293723	1	Bus, load 450-600A	293723
2	Bus, line 450-600A	293724	2	Bus, line 450-600A	293724
1	Bus, line 450-600A	293725	1	Bus, line 450-600A	293725
1	Spacer 5.6 x .88	293856	1	Spacer 5.6 x .88	293856
	<b>Line Circuit Breaker Kit</b>	<b>293821</b>		<b>Line Circuit Breaker Kit</b>	<b>293824</b>
24	Washer, plain .406 ID, 1.000 OD	X-25-118	24	Washer, plain .406 ID, 1.000 OD	X-25-118
4	Washer, plain .281 ID, .625 OD	X-25-40	4	Washer, plain .281 ID, .625 OD	X-25-40
4	Washer, plain .281 ID, .625 OD	X-25-68	4	Washer, plain .281 ID, .625 OD	X-25-68
9	Washer, spring .390 ID .81 OD	X-6086-6	9	Washer, spring .390 ID .81 OD	X-6086-6
1	Breaker, circuit 450a, 600V, 3P	X-786-87	1	Breaker, circuit 400A, 600V, 3P	X-786-133
9	Nut, hex 3/8-16	X-83-7	9	Nut, hex 3/8-16	X-83-7
1	Panel, mounting	293709	1	Panel, mounting	293709
1	Panel, mounting	293718	1	Panel, mounting	293718
2	Bus, load 450-600A	293722	2	Bus, load 450-600A	293722
1	Bus, load 450-600A	293723	1	Bus, load 450-600A	293723
2	Bus, line 450-600A	293724	2	Bus, line 450-600A	293724
1	Bus, line 450-600A	293725	1	Bus, line 450-600A	293725
1	Spacer 5.6 x .88	293856	1	Spacer 5.6 x .88	293856
	<b>Line Circuit Breaker Kit</b>	<b>293822</b>		<b>Line Circuit Breaker Kit</b>	<b>293825</b>
3	Screw, 1/2-13 x 1-1/2	X-129-19	24	Washer, plain .406 ID, 1.000 OD	X-25-118
9	Washer, plain .562 ID, 1.375 OD	X-25-113	4	Washer, plain .281 ID, .625 OD	X-25-40
12	Washer, plain .406 ID, 1.000 OD	X-25-118	4	Washer, plain .281 ID, .625 OD	X-25-68
4	Washer, plain .344 ID, .875 OD	X-25-75	9	Washer, spring .390 ID .81 OD	X-6086-6
9	Washer, spring .515 ID 1.06 OD	X-6086-5	1	Breaker, circuit 500A, 600V, 3P	X-786-126
3	Washer, spring .390 ID .81 OD	X-6086-6	9	Nut, hex 3/8-16	X-83-7
3	Nut, hex 1/2-13	X-70-10	1	Panel, mounting	293709
1	Breaker, circuit 800A, 600V, 3P	X-786-90	1	Panel, mounting	293718
3	Nut, hex 3/8-16	X-83-7	2	Bus, load 450-600A	293722
1	Panel, mounting	293710	1	Bus, load 450-600A	293723
2	Bus, load 700-800A	293726	2	Bus, line 450-600A	293724
1	Bus, load 700-800A	293727	1	Bus, line 450-600A	293725
			1	Spacer 5.6 x .88	293856

# Kit Parts List: Optional Kits

# 350-1500ROZD

Qty	Description	Part No.	Qty	Description	Part No.
<b>Line Circuit Breaker Kit</b>		<b>293843</b>	1	Bracket, bus support	293782
			1	Bracket, bus support	293789
32	Washer, plain .406 ID, 1.250 OD	X-25-109	1	Bus, line 1400-1800A	293792
24	Washer, plain .406 ID, 1.000 OD	X-25-118	1	Bus, line 1400-1800A	293793
12	Washer, plain .255 ID, .812 OD	X-25-130	3	Bus, load	293794
6	Washer, plain .406 ID, 1.250 OD	X-25-38	3	Spacer, load bus 2.50 x 2.50	293795
12	Washer, spring .255 ID .750 OD	X-6086-13	1	Bus, line	293860
28	Washer, spring .390 ID .81 OD	X-6086-6	1	Bus, line	293887
6	Insulator, standoff	X-6128-9	1	Box, extension LS	293889
80	Screw, hex flange 1/4-20 x .500	X-6217-3	1	Box, extension RS	293890
9	Screw, hex flange 3/8-16 x .750	X-6217-5	3	Barrier, load	293891
6	Screw, hex flange 3/8-16 x 1.000	X-6217-6	<b>Line Circuit Breaker Kit</b>		
1	Breaker, circuit 1400A, 600V, 3P	X-786-109	<b>293847</b>		
28	Nut, hex 3/8-16	X-83-7	12	Washer, plain .406 ID, 1.000 OD	X-25-118
1	Panel, mounting	293708	4	Washer, plain .344 ID, .875 OD	X-25-75
1	Panel, mounting	293713	6	Washer, spring .390 ID .81 OD	X-6086-6
1	Panel, lower side	293772	6	Insulator, standoff	X-6128-9
1	Panel, bottom	293774	73	Screw, hex flange 1/4-20 x .500	X-6217-3
1	Panel, front	293776	6	Screw, hex flange 3/8-16 x .750	X-6217-5
1	Panel, front upper	293778	6	Screw, hex flange 3/8-16 x 1.000	X-6217-6
6	Bolt, over 3/8-16 UNC-2A 10.00 L	293780	1	Breaker, circuit 1000A, 600V, 3P	X-786-107
1	Panel, top	293781	6	Nut, hex 3/8-16	X-83-7
1	Bracket, bus support	293782	1	Panel, mounting	293709
1	Bracket, bus support	293789	1	Panel, mounting	293712
1	Bus, line 1400-1800A	293792	1	Box, extension RS	293768
1	Bus, line 1400-1800A	293793	1	Box, extension LS	293771
3	Bus, load	293794	1	Panel, lower side	293772
3	Spacer, load bus 2.50 x 2.50	293795	1	Panel, bottom	293773
1	Bus, line	293860	1	Panel, front	293775
1	Bus, line	293887	1	Panel, upper front	293777
1	Box, extension LS	293889	1	Panel, top	293779
1	Box, extension RS	293890	3	Bus, load 900-1200A	293783
3	Barrier, load	293891	2	Bus, line 900-1200A	293784
<b>Line Circuit Breaker Kit</b>		<b>293844</b>	1	Bus, line	293785
			1	Bracket, bus support	293809
32	Washer, plain .406 ID, 1.250 OD	X-25-109	12	Washer, lock	293855
24	Washer, plain .406 ID, 1.000 OD	X-25-118	2	Spacer 5.6 x .88	293856
12	Washer, plain .255 ID, .812 OD	X-25-130	<b>Line Circuit Breaker Kit</b>		
6	Washer, plain .406 ID, 1.250 OD	X-25-38	<b>293849</b>		
12	Washer, spring .255 ID .750 OD	X-6086-13	12	Washer, plain .406 ID, 1.000 OD	X-25-118
28	Washer, spring .390 ID .81 OD	X-6086-6	4	Washer, plain .344 ID, .875 OD	X-25-75
6	Insulator, standoff	X-6128-9	6	Washer, spring .390 ID .81 OD	X-6086-6
80	Screw, hex flange 1/4-20 x .500	X-6217-3	6	Insulator, standoff	X-6128-9
9	Screw, hex flange 3/8-16 x .750	X-6217-5	73	Screw, hex flange 1/4-20 x .500	X-6217-3
6	Screw, hex flange 3/8-16 x 1.000	X-6217-6	6	Screw, hex flange 3/8-16 x .750	X-6217-5
1	Breaker, circuit 1600A, 600V, 3P	X-786-110	6	Screw, hex flange 3/8-16 x 1.000	X-6217-6
28	Nut, hex 3/8-16	X-83-7	1	Breaker, circuit 1200A, 600V, 3P	X-786-108
1	Panel, mounting	293708	6	Nut, hex 3/8-16	X-83-7
1	Panel, mounting	293713	1	Panel, mounting	293709
1	Panel, lower side	293772	1	Panel, mounting	293712
1	Panel, bottom	293774	1	Box, extension RS	293768
1	Panel, front	293776	1	Box, extension LS	293771
1	Panel, front upper	293778	1	Panel, lower side	293772
6	Bolt, over 3/8-16 UNC-2A 10.00 L	293780	1	Panel, bottom	293773
1	Panel, top	293781			

# 350-1500ROZD

# Kit Parts List: Optional Kits

Qty	Description	Part No.	Qty	Description	Part No.
1	Panel, front	293775	1	Panel, mounting	293709
1	Panel, upper front	293777	1	Panel, mounting	293713
1	Panel, top	293779	1	Box, extension LS	293769
3	Bus, load 900-1200A	293783	1	Box, extension RS	293770
2	Bus, line 900-1200A	293784	1	Panel, lower side	293772
1	Bus, line	293785	1	Panel, bottom	293774
1	Bracket, bus support	293809	1	Panel, front	293776
12	Washer, lock	293855	1	Panel, front upper	293778
2	Spacer 5.6 x .88	293856	6	Bolt, over 3/8-16 UNC-2A 10.00 L	293780
<b>Line Circuit Breaker Kit</b>		<b>293851</b>	1	Panel, top	293781
24	Washer, plain .406 ID, 1.250 OD	X-25-109	1	Bracket, bus support	293782
12	Washer, plain .406 ID, 1.000 OD	X-25-118	1	Bracket, bus support	293789
12	Washer, plain .255 ID, .812 OD	X-25-130	2	Bus, line 1400-1800A	293792
6	Washer, plain .406 ID, 1.250 OD	X-25-38	1	Bus, line 1400-1800A	293793
12	Washer, spring .255 ID .750 OD	X-6086-13	3	Bus, load	293794
24	Washer, spring .390 ID .81 OD	X-6086-6	3	Spacer, load bus 2.50 x 2.50	293795
6	Insulator, standoff	X-6128-9	3	Barrier, load	293891
80	Screw, hex flange 1/4-20 x .500	X-6217-3	<b>Line Circuit Breaker Kit</b>		<b>293854</b>
9	Screw, hex flange 3/8-16 x .750	X-6217-5	12	Washer, plain .562 ID, 1.375 OD	X-25-113
6	Screw, hex flange 3/8-16 x 1.000	X-6217-6	12	Washer, plain .406 ID, 1.000 OD	X-25-118
1	Breaker, circuit 1600A, 600V, 3P	X-786-110	4	Washer, plain .344 ID, .875 OD	X-25-75
24	Nut, hex 3/8-16	X-83-7	6	Washer, spring .515 ID 1.06 OD	X-6086-5
1	Panel, mounting	293709	6	Washer, spring .390 ID .81 OD	X-6086-6
1	Panel, mounting	293713	6	Insulator, standoff	X-6128-9
1	Panel, lower side	293772	80	Screw, hex flange 1/4-20 x .500	X-6217-3
1	Panel, bottom	293774	6	Screw, hex flange 3/8-16 x .750	X-6217-5
1	Panel, front	293776	6	Screw, hex flange 3/8-16 x 1.000	X-6217-6
1	Panel, front upper	293778	6	Nut, hex 1/2-13	X-70-10
6	Bolt, over 3/8-16 UNC-2A 10.00 L	293780	1	Breaker, circuit 900A, 600V, 3P	X-786-106
1	Panel, top	293781	6	Nut, hex 3/8-16	X-83-7
1	Bracket, bus support	293782	1	Panel, mounting	293710
1	Bracket, bus support	293789	1	Panel, mounting	293712
2	Bus, line 1400-1800A	293792	1	Box, extension LS	293769
1	Bus, line 1400-1800A	293793	1	Box, extension RS	293770
3	Bus, load	293794	1	Panel, lower side	293772
3	Spacer, load bus 2.50 x 2.50	293795	1	Panel, bottom	293774
1	Box, extension LS	293888	1	Panel, front	293776
1	Box, extension RS	293890	1	Panel, front upper	293778
3	Barrier, load	293891	1	Panel, top	293781
<b>Line Circuit Breaker Kit</b>		<b>293853</b>	3	Bus, load 900-1200A	293783
24	Washer, plain .406 ID, 1.250 OD	X-25-109	2	Bus, line 900-1200A	293790
12	Washer, plain .406 ID, 1.000 OD	X-25-118	1	Bus, line	293791
12	Washer, plain .255 ID, .812 OD	X-25-130	2	Lead, generator	293796
6	Washer, plain .406 ID, 1.250 OD	X-25-38	2	Lead, generator	293797
12	Washer, spring .255 ID .750 OD	X-6086-13	2	Lead, generator	293798
24	Washer, spring .390 ID .81 OD	X-6086-6	1	Bracket, bus support	293809
6	Insulator, standoff	X-6128-9	12	Washer, lock	293855
80	Screw, hex flange 1/4-20 x .500	X-6217-3	2	Spacer 5.6 x .88	293856
9	Screw, hex flange 3/8-16 x .750	X-6217-5	<b>Line Circuit Breaker Kit</b>		<b>293864</b>
6	Screw, hex flange 3/8-16 x 1.000	X-6217-6	6	Washer, plain .562 ID, 1.375 OD	X-25-113
1	Breaker, circuit 1600A, 600V, 3P	X-786-110	6	Washer, plain .406 ID, 1.000 OD	X-25-118
24	Nut, hex 3/8-16	X-83-7	4	Washer, plain .344 ID, .875 OD	X-25-75

# Kit Parts List: Optional Kits

# 350-1500ROZD

Qty	Description	Part No.	Qty	Description	Part No.
6	Washer, spring .515 ID 1.06 OD	X-6086-5	6	Insulator, standoff	X-6128-9
3	Washer, spring .390 ID .81 OD	X-6086-6	73	Screw, hex flange 1/4-20 x .500	X-6217-3
6	Insulator, standoff	X-6128-9	6	Screw, hex flange 3/8-16 x .750	X-6217-5
73	Screw, hex flange 1/4-20 x .500	X-6217-3	6	Screw, hex flange 3/8-16 x 1.000	X-6217-6
6	Screw, hex flange 3/8-16 x .750	X-6217-5	6	Screw, 3/8-16 x 1.500	X-6238-5
6	Screw, hex flange 3/8-16 x 1.000	X-6217-6	1	Breaker, circuit 1000A, 600V, 3P	X-786-107
1	Breaker, circuit 800A, 600V, 3P	X-786-90	6	Nut, hex 3/8-16	X-83-7
3	Nut, hex 3/8-16	X-83-7	1	Panel, mounting	293708
1	Panel, mounting	293708	1	Panel, mounting	293712
1	Panel, mounting	293712	1	Box, extension LS	293767
1	Box, extension LS	293767	1	Box, extension RS	293768
1	Box, extension RS	293768	1	Panel, lower side	293772
1	Panel, lower side	293772	1	Panel, bottom	293773
1	Panel, bottom	293773	1	Panel, front	293775
1	Panel, front	293775	1	Panel, upper front	293777
1	Panel, upper front	293777	1	Panel, top	293779
1	Panel, top	293779	3	Bus, load 900-1200A	293783
3	Bus, load 700-800A	293786	2	Bus, line 900-1200A	293784
2	Bus, line 700-800A	293787	1	Bus, line	293785
1	Bus, line 700-800A	293788	1	Bracket, bus support	293809
1	Bracket, bus support	293810	12	Washer, lock	293855
			4	Spacer 5.6 x .88	293856
<b>Line Circuit Breaker Kit</b>		<b>293866</b>	<b>Line Circuit Breaker Kit</b>		<b>293870</b>
12	Washer, plain .406 ID, 1.000 OD	X-25-118	24	Washer, plain .406 ID, 1.250 OD	X-25-109
4	Washer, plain .344 ID, .875 OD	X-25-75	12	Washer, plain .406 ID, 1.000 OD	X-25-118
6	Washer, spring .390 ID .81 OD	X-6086-6	12	Washer, plain .255 ID, .812 OD	X-25-130
6	Insulator, standoff	X-6128-9	6	Washer, plain .406 ID, 1.250 OD	X-25-38
73	Screw, hex flange 1/4-20 x .500	X-6217-3	12	Washer, spring .255 ID .750 OD	X-6086-13
6	Screw, hex flange 3/8-16 x .750	X-6217-5	24	Washer, spring .390 ID .81 OD	X-6086-6
6	Screw, hex flange 3/8-16 x 1.000	X-6217-6	6	Insulator, standoff	X-6128-9
1	Breaker, circuit 900A, 600V, 3P	X-786-106	80	Screw, hex flange 1/4-20 x .500	X-6217-3
6	Nut, hex 3/8-16	X-83-7	9	Screw, hex flange 3/8-16 x .750	X-6217-5
1	Panel, mounting	293708	6	Screw, hex flange 3/8-16 x 1.000	X-6217-6
1	Panel, mounting	293712	1	Breaker, circuit 1400A, 600V, 3P	X-786-109
1	Box, extension LS	293767	24	Nut, hex 3/8-16	X-83-7
1	Box, extension RS	293768	1	Panel, mounting	293709
1	Panel, lower side	293772	1	Panel, mounting	293713
1	Panel, bottom	293773	1	Panel, lower side	293772
1	Panel, front	293775	1	Panel, bottom	293774
1	Panel, upper front	293777	1	Panel, front	293776
1	Panel, top	293779	1	Panel, front upper	293778
3	Bus, load 900-1200A	293783	6	Bolt, over 3/8-16 UNC-2A 10.00 L	293780
2	Bus, line 900-1200A	293784	1	Panel, top	293781
1	Bus, line	293785	1	Bracket, bus support	293782
1	Bracket, bus support	293809	1	Bracket, bus support	293789
12	Washer, lock	293855	2	Bus, line 1400-1800A	293792
2	Spacer 5.6 x .88	293856	1	Bus, line 1400-1800A	293793
			3	Bus, load	293794
<b>Line Circuit Breaker Kit</b>		<b>293868</b>	3	Spacer, load bus 2.50 x 2.50	293795
1	Drawing, assembly	EA-272000	1	Box, extension LS	293888
12	Screw, H.C. 1/2-13 x 1-1/4, ref.	X-129-18	1	Box, extension RS	293890
6	Washer, plain .406 ID, 1.000 OD	X-25-118	3	Barrier, load	293891
6	Washer, spring .390 ID .81 OD	X-6086-6			

# 350-1500ROZD

# Kit Parts List: Optional Kits

Qty	Description	Part No.	Qty	Description	Part No.
<b>Line Circuit Breaker Kit</b>		<b>293872</b>	1	Bus, line 1400-1800A	293793
			3	Bus, load	293794
24	Washer, plain .406 ID, 1.250 OD	X-25-109	3	Spacer, load bus 2.50 x 2.50	293795
12	Washer, plain .406 ID, 1.000 OD	X-25-118	3	Barrier, load	293891
12	Washer, plain .255 ID, .812 OD	X-25-130	<b>Line Circuit Breaker Kit</b>		<b>293874</b>
6	Washer, plain .406 ID, 1.250 OD	X-25-38	24	Washer, plain .406 ID, 1.250 OD	X-25-109
12	Washer, spring .255 ID .750 OD	X-6086-13	24	Washer, plain .406 ID, 1.000 OD	X-25-118
24	Washer, spring .390 ID .81 OD	X-6086-6	12	Washer, plain .255 ID, .812 OD	X-25-130
6	Insulator, standoff	X-6128-9	6	Washer, plain .406 ID, 1.250 OD	X-25-38
80	Screw, hex flange 1/4-20 x .500	X-6217-3	12	Washer, spring .255 ID .750 OD	X-6086-13
9	Screw, hex flange 3/8-16 x .750	X-6217-5	24	Washer, spring .390 ID .81 OD	X-6086-6
6	Screw, hex flange 3/8-16 x 1.000	X-6217-6	6	Insulator, standoff	X-6128-9
1	Breaker, circuit 1800A, 600V, 3P	X-786-111	80	Screw, hex flange 1/4-20 x .500	X-6217-3
24	Nut, hex 3/8-16	X-83-7	9	Screw, hex flange 3/8-16 x .750	X-6217-5
1	Panel, mounting	293709	6	Screw, hex flange 3/8-16 x 1.625	X-6217-7
1	Panel, mounting	293713	1	Breaker, circuit 2000A, 600V, 3P	X-786-135
1	Box, extension LS	293769	24	Nut, hex 3/8-16	X-83-7
1	Box, extension RS	293770	1	Panel, mounting	293709
1	Panel, lower side	293772	1	Panel, mounting	293713
1	Panel, bottom	293774	1	Box, extension LS	293769
1	Panel, front	293776	1	Box, extension RS	293770
1	Panel, front upper	293778	1	Panel, lower side	293772
6	Bolt, over 3/8-16 UNC-2A 10.00 L	293780	1	Panel, bottom	293774
1	Panel, top	293781	1	Panel, front	293776
1	Bracket, bus support	293782	1	Panel, front upper	293778
1	Bracket, bus support	293789	6	Bolt, over 3/8-16 UNC-2A 10.00 L	293780
2	Bus, line 1400-1800A	293792	1	Panel, top	293781
1	Bus, line 1400-1800A	293793	3	Spacer, load bus 2.50 x 2.50	293795
3	Bus, load	293794	3	Bus, load	293857
3	Spacer, load bus 2.50 x 2.50	293795	2	Bus, line	293858
3	Barrier, load	293891	1	Bus, line	293859
24	Washer, plain .406 ID, 1.250 OD	X-25-109	1	Bracket, bus support	293862
12	Washer, plain .406 ID, 1.000 OD	X-25-118	1	Bracket, bus support	293863
12	Washer, plain .255 ID, .812 OD	X-25-130	3	Barrier, load	293892
6	Washer, plain .406 ID, 1.250 OD	X-25-38	<b>Line Circuit Breaker Kit</b>		<b>293876</b>
12	Washer, spring .255 ID .750 OD	X-6086-13	24	Washer, plain .406 ID, 1.250 OD	X-25-109
24	Washer, spring .390 ID .81 OD	X-6086-6	24	Washer, plain .406 ID, 1.000 OD	X-25-118
6	Insulator, standoff	X-6128-9	12	Washer, plain .255 ID, .812 OD	X-25-130
80	Screw, hex flange 1/4-20 x .500	X-6217-3	6	Washer, plain .406 ID, 1.250 OD	X-25-38
9	Screw, hex flange 3/8-16 x .750	X-6217-5	12	Washer, spring .255 ID .750 OD	X-6086-13
6	Screw, hex flange 3/8-16 x 1.000	X-6217-6	24	Washer, spring .390 ID .81 OD	X-6086-6
1	Breaker, circuit 1800A, 600V, 3P	X-786-111	6	Insulator, standoff	X-6128-9
24	Nut, hex 3/8-16	X-83-7	80	Screw, hex flange 1/4-20 x .500	X-6217-3
1	Panel, mounting	293709	9	Screw, hex flange 3/8-16 x .750	X-6217-5
1	Panel, mounting	293713	6	Screw, hex flange 3/8-16 x 1.625	X-6217-7
1	Box, extension LS	293769	1	Breaker, circuit 2500A, 600V, 3P	X-786-129
1	Box, extension RS	293770	24	Nut, hex 3/8-16	X-83-7
1	Panel, lower side	293772	1	Panel, mounting	293709
1	Panel, bottom	293774	1	Panel, mounting	293713
1	Panel, front	293776	1	Box, extension LS	293769
1	Panel, front upper	293778	1	Box, extension RS	293770
6	Bolt, over 3/8-16 UNC-2A 10.00 L	293780			
1	Panel, top	293781			
1	Bracket, bus support	293782			
1	Bracket, bus support	293789			
2	Bus, line 1400-1800A	293792			



# 350-1500ROZD

# Kit Parts List: Optional Kits

Qty	Description	Part No.	Qty	Description	Part No.
1	Bracket, bus support	293789	1	Breaker, circuit 2000A, 600V, 3P	X-786-135
2	Bus, line 1400-1800A	293792	24	Nut, hex 3/8-16	X-83-7
1	Bus, line 1400-1800A	293793	1	Panel, mounting	293710
3	Bus, load	293794	1	Panel, mounting	293713
3	Spacer, load bus 2.50 x 2.50	293795	1	Box, extension LS	293769
4	Lead, generator	293796	1	Box, extension RS	293770
4	Lead, generator	293797	1	Panel, lower side	293772
4	Lead, generator	293798	1	Panel, bottom	293774
3	Barrier, load	293891	1	Panel, front	293776
<b>Line Circuit Breaker Kit</b>		<b>293884</b>	1	Panel, front upper	293778
24	Washer, plain .406 ID, 1.250 OD	X-25-109	6	Bolt, over 3/8-16 UNC-2A 10.00 L	293780
24	Washer, plain .562 ID, 1.375 OD	X-25-113	1	Panel, top	293781
24	Washer, plain .406 ID, 1.000 OD	X-25-118	3	Spacer, load bus 2.50 x 2.50	293795
12	Washer, plain .255 ID, .812 OD	X-25-130	6	Lead, generator	293796
6	Washer, plain .406 ID, 1.250 OD	X-25-38	6	Lead, generator	293797
12	Washer, spring .255 ID .750 OD	X-6086-13	6	Lead, generator	293798
12	Washer, spring .515 ID 1.06 OD	X-6086-5	3	Bus, load	293857
24	Washer, spring .390 ID .81 OD	X-6086-6	2	Bus, line	293858
6	Insulator, standoff	X-6128-9	1	Bus, line	293859
80	Screw, hex flange 1/4-20 x .500	X-6217-3	1	Bracket, bus support	293862
9	Screw, hex flange 3/8-16 x .750	X-6217-5	1	Bracket, bus support	293863
6	Screw, hex flange 3/8-16 x 1.625	X-6217-7	3	Barrier, load	293892
12	Nut, hex 1/2-13	X-70-10			

**Optional Kits continued on next page.**



# 350–1500ROZD

# Kit Parts List: Optional Kits

Qty	Description	Part No.	Qty	Description	Part No.
<b>NEMA 1 Enclosure Line Circuit Brkr. Kit PA-279887</b>			<b><u>NFPA Literature Kits</u></b>		
1	Breaker, circuit 2000A, 600V, 3P	282050	<b>Documentation Kit PA-274550</b>		
<b>NEMA 1 Enclosure Line Circuit Brkr. Kit PA-279888</b>			1	Installation Manual	ES-420
1	Breaker, circuit 2500A, 600V, 3P	282048	1	Scheduled Maintenance Chart	ES-527
<b>NEMA 1 Enclosure Line Circuit Brkr. Kit PA-279889</b>			1	NFPA Prototype Testing Certificate	K-896
1	Breaker, circuit 3000A, 600V, 3P	282049	1	Service Manual, Dec-3 110	TP-5311
<b>NEMA 1 Enclosure Line Circuit Brkr. Kit PA-279890</b>			1	Operator's Manual, Dec-3	TP-5326
1	Breaker, circuit 500A, 600V, 3P	274543	1	Operator's Manual, DDC 92/71 Series	TP-5380
<b>NEMA 1 Enclosure Line Circuit Brkr. Kit PA-279891</b>			2	Parts Catalog, DDC 92 Series	TP-5381
1	Breaker, circuit 600A, 600V, 3P	274544	2	Service Manual, DDC 92 Series	TP-5382
<b>NEMA 1 Enclosure Line Circuit Brkr. Kit PA-279892</b>			<b>Documentation Kit PA-274511</b>		
1	Breaker, circuit 700A, 600V, 3P	274489	1	Installation Manual	ES-420
<b>NEMA 1 Enclosure Line Circuit Brkr. Kit PA-279893</b>			1	Scheduled Maintenance Chart	ES-527
1	Breaker, circuit 800A, 600V, 3P	274490	1	NFPA Start-Up Notification Form	K-3322
<b>NEMA 1 Enclosure Line Circuit Brkr. Kit PA-279894</b>			1	NFPA Prototype Testing Certificate	K-896
1	Breaker, circuit 900A, 600V, 3P	274491	1	Service Manual, Dec-3 110	TP-5311
<b>NEMA 1 Enclosure Line Circuit Brkr. Kit PA-279895</b>			1	Operator's Manual, Dec-3	TP-5326
1	Breaker, circuit 1000A, 600V, 3P	274492	1	Operator's Manual, DDC 92/71 Series	TP-5380
<b>NEMA 1 Enclosure Line Circuit Brkr. Kit PA-279896</b>			2	Parts Catalog, DDC 92 Series	TP-5381
1	Breaker, circuit 1200A, 600V, 3P	274493	2	Service Manual, DDC 92 Series	TP-5382
<b>NEMA 1 Enclosure Line Circuit Brkr. Kit PA-279897</b>			<b>Documentation Kit PA-274552</b>		
1	Breaker, circuit 1400A, 600V, 3P	274494	1	Installation Manual	ES-420
<b>NEMA 1 Enclosure Line Circuit Brkr. Kit PA-279898</b>			1	Scheduled Maintenance Chart	ES-527
1	Breaker, circuit 1600A, 600V, 3P	274533	1	NFPA Start-Up Notification Form	K-3322
1	Breaker, circuit 1600A, 600V, 3P	274533	1	NFPA Prototype Testing Certificate	K-896
<b>NEMA 1 Enclosure Line Circuit Brkr. Kit PA-279899</b>			1	Service Manual, Dec-3 110	TP-5311
1	Breaker, circuit 2000A, 600V, 3P	274534	1	Operator's Manual, Dec-3	TP-5326
<b>NEMA 1 Enclosure Line Circuit Brkr. Kit PA-279900</b>			1	Operator's Manual, DDC 92/71 Series	TP-5380
1	Breaker, circuit 2500A, 600V, 3P	274535	2	Parts Catalog, DDC 92 Series	TP-5381
			2	Service Manual, DDC 92 Series	TP-5382
			<b>Documentation Kit PA-274553</b>		
			1	Installation Manual	ES-420
			1	Scheduled Maintenance Chart	ES-527
			1	NFPA Prototype Testing Certificate	K-896
			1	Service Manual, Dec-3 110	TP-5311
			1	Operator's Manual, Dec-3	TP-5326
			1	Operator's Manual, DDC 92/71 Series	TP-5380
			2	Parts Catalog, DDC 92 Series	TP-5381
			2	Service Manual, DDC 92 Series	TP-5382
			<b>Documentation Kit PA-274554</b>		
			1	Installation Manual	ES-420
			1	Scheduled Maintenance Chart	ES-527
			1	NFPA Prototype Testing Certificate	K-896
			1	Service Manual, Dec-3 110	TP-5311
			1	Operator's Manual, Dec-3	TP-5326
			1	Operator's Manual, DDC 92/71 Series	TP-5380
			2	Parts Catalog, DDC 92 Series	TP-5381
			<b>Documentation Kit PA-274555</b>		
			1	Installation Manual	ES-420
			1	Scheduled Maintenance Chart	ES-527
			2	Service Manual, DDC 92 Series	TP-5382

# Kit Parts List: Optional Kits

# 350-1500ROZD

Qty	Description	Part No.	Qty	Description	Part No.
1	NFPA Prototype Testing Certificate	K-896	4	Clamp, 1-3/4 in. hose	X-426-8
1	Service Manual, Dec-3 110	TP-5311	1	Hose, 5/8 ID x 24 in.	X-577-34
1	Operator's Manual, Dec-3	TP-5326	1	Hose, 5/8 ID x 30 in.	X-577-35
1	Operator's Manual, DDC 92/71 Series	TP-5380	2	Plug, drain	241062
2	Parts Catalog, DDC 92 Series	TP-5381	2	Gasket, drain plug	241063
2	Service Manual, DDC 92 Series	TP-5382	2	Valve, oil drain	272701
			2	Decal, oil drain	280562
<b>Documentation Kit</b>		<b>PA-274556</b>	<b>Oil Drain Kit</b>		<b>272990</b>
1	Installation Manual	ES-420	1	Elbow	SA-472
1	Scheduled Maintenance Chart	ES-527	2	Clamp, 1-3/4 in. hose	X-426-8
1	NFPA Prototype Testing Certificate	K-896	1	Hose, 3/4 ID x 20 in.	X-691-12
1	Service Manual, Dec-3 110	TP-5311	1	Plug, drain	241062
1	Operator's Manual, Dec-3	TP-5326	1	Gasket, drain plug	241063
1	Operator's Manual, DDC 92/71 Series	TP-5380	1	Valve, oil drain	272926
2	Parts Catalog, DDC 92 Series	TP-5381	1	Decal, oil drain	280562
2	Service Manual, DDC 92 Series	TP-5382			
<b>Documentation Kit</b>		<b>PA-274557</b>	<b>Oil Drain Kit</b>		<b>272998</b>
1	Installation Manual	ES-420	1	Nipple, 1/2 NPTF x 1-1/2 pipe	X-209-5
1	Scheduled Maintenance Chart	ES-527	1	Elbow, 1/2 NPT pipe	X-215-1
1	NFPA Prototype Testing Certificate	K-896	2	Clamp, 1 in. hose	X-426-8
1	Service Manual, Dec-3 110	TP-5311	1	Hose, 5/8 ID x 25 in.	X-577-18
1	Operator's Manual, Dec-3	TP-5326	1	Nut, flex jam 1-14	X-80-1
2	Parts Catalog, DDC 149 Series	TP-5383	1	Plug, drain	241062
2	Service Manual, DDC 149 Series	TP-5384	1	Gasket, drain plug	241063
			1	Valve, oil drain	272701
			1	Adapter, hose	273729
<b>Documentation Kit</b>		<b>PA-274558</b>	<b>Oil Drain Kit</b>		<b>274639</b>
1	Installation Manual	ES-420	1	Bushing, 1/2 F x 3/4 M reducer	X-202-41
1	Scheduled Maintenance Chart	ES-527	4	Clamp, 1-3/4 in. hose	X-426-8
1	NFPA Prototype Testing Certificate	K-896	1	Hose, 5/8 ID x 24 in.	X-577-34
1	Service Manual, Dec-3 110	TP-5311	1	Hose, 5/8 ID x 37 in.	X-577-36
1	Operator's Manual, Dec-3	TP-5326	2	Plug, drain	241062
2	Parts Catalog, DDC 149 Series	TP-5383	2	Gasket, drain plug	241063
2	Service Manual, DDC 149 Series	TP-5384	2	Valve, oil drain	272701
			2	Decal, oil drain	280562
<b>Documentation Kit</b>		<b>PA-274559</b>	<b>Oil Drain Kit</b>		<b>274656</b>
1	Installation Manual	ES-420	4	Clamp, 1-3/4 in. hose	X-426-8
1	Scheduled Maintenance Chart	ES-527	1	Hose, 5/8 ID x 25 in.	X-577-18
1	NFPA Prototype Testing Certificate	K-896	1	Hose, 5/8 ID x 30 in.	X-577-35
1	Service Manual, Dec-3 110	TP-5311	2	Plug, drain	241062
1	Operator's Manual, Dec-3	TP-5326	2	Valve, oil drain	272701
2	Parts Catalog, DDC 149 Series	TP-5383	1	Washer, 7/8 x 1-1/8 x 1/16 nylon	276552
2	Service Manual, DDC 149 Series	TP-5384	2	Decal, oil drain	280562
<b>Documentation Kit</b>		<b>PA-274560</b>	<b>Oil Temperature Gauge Kit</b>		
1	Installation Manual	ES-420	<b>Oil Temp. Gauge Kit</b>		<b>274989</b>
1	Scheduled Maintenance Chart	ES-527	1	Bushing, reducer 1/4 x 1/8 NPT	X-202-27
1	NFPA Prototype Testing Certificate	K-896	2	Terminal	X-283-3
1	Service Manual, Dec-3 110	TP-5311	4	Tie, cable	X-468-1
1	Operator's Manual, Dec-3	TP-5326	1	Resistor, 24 Volt	268297
2	Parts Catalog, DDC 149 Series	TP-5383	1	Gauge, oil temperature	274987
2	Service Manual, DDC 149 Series	TP-5384	1	Sender, oil temperature	274988
			1	Panel, upper front	293777
			1	Panel, top	293779
			3	Bus, load 900-1200A	293783
<b>Oil Drain Kits</b>					
<b>Oil Drain Kit</b>		<b>272962</b>			
1	Elbow, 45 deg. street	X-274-13			

# 350-1500ROZD

# Kit Parts List: Optional Kits

Qty	Description	Part No.	Qty	Description	Part No.
2	Bus, line 900-1200A	293784		<b>Radiator Duct Flange Kit</b>	<b>274235</b>
1	Bus, line	293785			
1	Bracket, bus support	293809	12	Screw, M8-1.25 x 25 mm	X-6050-4
12	Washer, lock	293855	8	Rivet, 3/16 x 1/4 alumin./steel pop	X-781-11
2	Spacer 5.6 x .88	293856	2	Frame, air duct	274446
			1	Frame, air duct	274449
			1	Frame, air duct	274450

## Overvoltage Protection Kit

<b>Overvoltage Protection Kit</b>	<b>291746</b>
1 Board assembly, overvoltage circuit	F-291739
2 Washer, #10 split lock	X-19-1
4 Washer, 13/64 x 1/2 brass	X-25-11
2 Nut, 10-32	X-70-3
2 Spacer	292372

## Radiator Duct Flange Kits

<b>Radiator Duct Flange Kit</b>	<b>272722</b>
2 Screw, 10-24 x 1/2 lock	X-6216-1
8 Rivet, 3/16 x 1/4 alumin./steel pop	X-781-10
2 Frame, air duct (top/bottom)	272721
2 Frame, air duct (sides)	272847
2 Frame, air duct (sides)	272847

<b>Radiator Duct Flange Kit</b>	<b>272838</b>
8 Rivet, 3/16 x 1/4 alumin./steel pop	X-781-10
2 Frame, air duct (bottom/top)	272736
2 Frame, air duct (sides)	272737

<b>Radiator Duct Flange Kit</b>	<b>272963</b>
16 Screw, 1/4-20 x 1-1/4	X-465-18
8 Rivet, 3/16 x 1/4 alumin./steel pop	X-781-10
2 Frame, air duct (top/bottom)	272978
2 Frame, air duct (sides)	272979

<b>Radiator Duct Flange Kit</b>	<b>272965</b>
16 Screw, 1/4-20 x 1-1/4	X-465-18
8 Rivet, 3/16 x 1/4 alumin./steel pop	X-781-10
2 Frame, air duct (top/bottom)	272958
2 Frame, air duct (sides)	272959

<b>Radiator Duct Flange Kit</b>	<b>274233</b>
8 Rivet, 3/16 x 1/4 alumin./steel pop	X-781-11
10 Screw, 1/4-14 x 3/4 drill	X-794-1
2 Frame, air duct (sides)	274303
2 Frame, air duct (top/bottom)	274304

<b>Radiator Duct Flange Kit</b>	<b>274234</b>
12 Washer, 11/32 x 11/16 plain	X-25-85
12 Screw, M8-1.25 x 25 mm	X-6050-4
18 Rivet, 3/16 x 1/4 alumin./steel pop	X-781-11
2 Frame, air duct (top/bottom)	274446
1 Frame, air duct (LH side)	274449
1 Frame, air duct (RH side)	274450

<b>Radiator Duct Flange Kit</b>	<b>274236</b>
3 Tee, pipe 1/2	X-203-13
1 Pipe, black iron 1/2 x 5.50	X-209-15
4 Hose	X-312-10
4 Connector, hose elbow 5/8 ID 1/2 NPT	X-391-19
16 Clamp, hose .69-1.25 ID	X-426-12
4 Connector, adapter hose 5/8 ID 3/8 NPT	X-582-2
4 Connector, hose 3/4 ID 1/2 NPT	X-582-7
4 Washer, beveled .44	X-6011-4
1 Hose .75" x 39"	X-691-26
3 Hose .75 x 19 L	X-691-5
2 Bracket, block heater	272844
2 Heater, block	274427

<b>Radiator Duct Flange Kit</b>	<b>279764</b>
8 Rivet,	X-781-11
2 Frame, air duct	279762
2 Frame, air duct	279763

## Reactive Droop Compensator Kits

<b>Reactive Droop Compensator Kit</b>	<b>274565</b>
2 Terminal, 1/4 F push-on, insul., 22-18 ga.	X-431-25
1 Transformer, current	291547

<b>Reactive Droop Compensator Kit</b>	<b>274566</b>
2 Terminal, 1/4 F push-on, insul., 22-18 ga.	X-431-25
1 Transformer, current	291548

<b>Reactive Droop Compensator Kit</b>	<b>274567</b>
2 Terminal, 1/4 F push-on, insul., 22-18 ga.	X-431-25
1 Transformer, current	297675

## Remote Annunciator Kits, 16-Light

<b>Remote Annunciator Kit, 16-Light</b>	<b>PA-258782</b>
1 Panel assembly, annunciator	A-258782
1 Panel assembly, annunciator	A-258782
1 Circuit boardassy., 16-Light Annunciator	A-292885
2 Washer, #6 split lock	X-18-1
1 Grommet, 1-3/8	X-284-3
2 Screw, 6-32 x 1/2	X-49-26
4 Screw, 8-32 x 3/8	X-67-43
6 Screw, 8-18 x 1/2 drill	X-794-2
1 Bracket, wall mounting	253346
1 Panel, front	253350
1 Decal, marker	258832
1 Nameplate	258834
1 Harness, wiring	258890

# Kit Parts List: Optional Kits

# 350-1500ROZD

Qty	Description	Part No.	Qty	Description	Part No.
-----	-------------	----------	-----	-------------	----------

1	Block, terminal (19-terminal)	258891
2	Panel, side	287798

## Remote Audio/Visual Alarm Kits

### **Remote Audio/Visual Alarm Kit      A-292856**

1	Panel assembly	A-292887
1	Circuit board assy., 16-Light	A-292883
4	Washer, #8 split lock	X-18-2
4	Stud, self-clinching	X-6205-3
4	Spacer	X-712-9
4	Nut, 8-32	X-72-4
1	Lens, red	253241
4	Screw, mounting	292828
1	Panel, silkscreen	292936

## Remote Emergency Stop Kits

### **Remote Emergency Stop Kit      PA-292366**

1	Switch, emergency stop	A-292785
1	Panel, silkscreen	292786
1	Switch, emergency	292796

## Rodent Proofing Kits

### **Rodent Proofing Kit      274601**

6	Tie, cable	X-468-2
1	Screen, fan	273973

## Run Relay Kits

### **Run Relay Kit      273744**

2	Washer, #6 split lock	X-18-1
2	Washer, 5/32 x 3/8 plain	X-25-9
2	Screw, 6-32 x 1/2	X-49-26
2	Nut, 6-32	X-71-2
1	Relay assembly	273706
2	Terminal, 3/6 F push-on, 20-16 ga.	X-431-43
1	Tubing, shrink	X-748-29
1	Diode	233712
1	Relay	248363

**Optional Kits continued on next page.**

# 350-1500ROZD

# Kit Parts List: Optional Kits

Qty	Description	Part No.	Qty	Description	Part No.
<b>Safeguard Circuit Breaker Kits</b>					
<b>Safeguard Circuit Breaker Kit 292857</b>			4	Washer, plain .344 ID, .875 OD	X-25-75
4	Washer, #6 split lock	X-18-1	6	Washer, spring .390 ID .81 OD	X-6086-6
10	Terminal, #10 eyelet, 16-14 ga.	X-283-3	6	Insulator, standoff	X-6128-9
4	Screw, 6-32 x 1/2	X-49-26	73	Screw, hex flange 1/4-20 x .500	X-6217-3
1	Breaker, circuit	X-796-1	6	Screw, hex flange 3/8-16 x .750	X-6217-5
<b>Safeguard Circuit Breaker Kit 292858</b>			6	Screw, hex flange 3/8-16 x 1.000	X-6217-6
4	Washer, #6 split lock	X-18-1	1	Breaker, circuit 1200A, 600V, 3P	X-786-114
10	Terminal, #10 eyelet, 16-14 ga.	X-283-3	6	Nut, hex 3/8-16	X-83-7
4	Screw, 6-32 x 1/2	X-49-26	1	Panel, mounting	293708
1	Breaker, circuit	X-796-2	1	Panel, mounting	293712
<b>Safeguard Circuit Breaker Kit 292859</b>			1	Box, extension LS	293767
4	Washer, #6 split lock	X-18-1	1	Box, extension RS	293768
10	Terminal, #10 eyelet, 16-14 ga.	X-283-3	1	Panel, lower side	293772
4	Screw, 6-32 x 1/2	X-49-26	1	Panel, bottom	293773
1	Breaker, circuit	X-796-3	1	Panel, front	293775
1	Breaker, circuit	X-796-3	1	Panel, upper front	293777
<b>Safeguard Circuit Breaker Kit 292860</b>			1	Panel, top	293779
4	Washer, #6 split lock	X-18-1	3	Bus, load 900-1200A	293783
10	Terminal, #10 eyelet, 16-14 ga.	X-283-3	2	Bus, line 900-1200A	293784
4	Screw, 6-32 x 1/2	X-49-26	1	Bus, line	293785
1	Breaker, circuit	X-796-3	1	Bracket, bus support	293809
1	Breaker, circuit	X-796-3	12	Washer, lock	293855
<b>Safeguard Circuit Breaker Kit 292861</b>			2	Spacer 5.6 x .88	293856
4	Washer, #6 split lock	X-18-1	<b>Shunt Trip Line Circuit Breaker Kit 293801</b>		
10	Terminal, #10 eyelet, 16-14 ga.	X-283-3	32	Washer, plain .406 ID, 1.250 OD	X-25-109
4	Screw, 6-32 x 1/2	X-49-26	12	Washer, plain .406 ID, 1.000 OD	X-25-118
1	Breaker, circuit	X-796-4	12	Washer, plain .255 ID, .812 OD	X-25-130
<b>Safeguard Circuit Breaker Kit 292862</b>			6	Washer, plain .406 ID, 1.250 OD	X-25-38
4	Washer, #6 split lock	X-18-1	12	Washer, spring .255 ID .750 OD	X-6086-13
10	Terminal, #10 eyelet, 16-14 ga.	X-283-3	28	Washer, spring .390 ID .81 OD	X-6086-6
4	Screw, 6-32 x 1/2	X-49-26	6	Insulator, standoff	X-6128-9
1	Breaker, circuit	X-796-6	80	Screw, hex flange 1/4-20 x .500	X-6217-3
<b>Shunt Trip Line Circuit Breaker Kits</b>			9	Screw, hex flange 3/8-16 x .750	X-6217-5
<b>Shunt Trip Line Circuit Breaker Kit 274489</b>	<b>274489</b>		6	Screw, hex flange 3/8-16 x 1.000	X-6217-6
<b>Shunt Trip Line Circuit Breaker Kit 274490</b>	<b>274490</b>		1	Breaker, circuit 1400A, 600V, 3P	X-786-115
<b>Shunt Trip Line Circuit Breaker Kit 274491</b>	<b>274491</b>		28	Nut, hex 3/8-16	X-83-7
<b>Shunt Trip Line Circuit Breaker Kit 274492</b>	<b>274492</b>		1	Panel, mounting	293708
<b>Shunt Trip Line Circuit Breaker Kit 274493</b>	<b>274493</b>		1	Panel, mounting	293713
<b>Shunt Trip Line Circuit Breaker Kit 274494</b>	<b>274494</b>		1	Panel, lower side	293772
<b>Shunt Trip Line Circuit Breaker Kit 274533</b>	<b>274533</b>		1	Panel, bottom	293774
<b>Shunt Trip Line Circuit Breaker Kit 274534</b>	<b>274534</b>		1	Panel, front	293776
<b>Shunt Trip Line Circuit Breaker Kit 274535</b>	<b>274535</b>		1	Panel, front upper	293778
<b>Shunt Trip Line Circuit Breaker Kit 274543</b>	<b>274543</b>		6	Bolt, over 3/8-16 UNC-2A 10.00 L	293780
<b>Shunt Trip Line Circuit Breaker Kit 274544</b>	<b>274544</b>		1	Panel, top	293781
<b>Shunt Trip Line Circuit Breaker Kit 293758</b>	<b>293758</b>		1	Bracket, bus support	293782
<b>Shunt Trip Line Circuit Breaker Kit 293759</b>	<b>293759</b>		1	Bracket, bus support	293789
<b>Shunt Trip Line Circuit Breaker Kit 293760</b>	<b>293760</b>		1	Bus, line 1400-1800A	293792
<b>Shunt Trip Line Circuit Breaker Kit 293762</b>	<b>293762</b>		1	Bus, line 1400-1800A	293793
<b>Shunt Trip Line Circuit Breaker Kit 293763</b>	<b>293763</b>		3	Bus, load	293794
<b>Shunt Trip Line Circuit Breaker Kit 293800</b>			3	Spacer, load bus 2.50 x 2.50	293795
1	Drawing, assembly	EA-272000	1	Bus, line	293860
12	Washer, plain .406 ID, 1.000 OD	X-25-118	1	Bus, line	293887
			1	Box, extension LS	293889
			1	Box, extension RS	293890
			3	Barrier, load	293891
			<b>Shunt Trip Line Circuit Breaker Kit 293802</b>		
			32	Washer, plain .406 ID, 1.250 OD	X-25-109
			24	Washer, plain .406 ID, 1.000 OD	X-25-118
			12	Washer, plain .255 ID, .812 OD	X-25-130

# Kit Parts List: Optional Kits

# 350-1500ROZD

Qty	Description	Part No.	Qty	Description	Part No.
6	Washer, plain .406 ID, 1.250 OD	X-25-38	<b>Shunt Trip Line Circuit Breaker Kit</b>		<b>293804</b>
12	Washer, spring .255 ID .750 OD	X-6086-13	12	Washer, plain .406 ID, 1.000 OD	X-25-118
28	Washer, spring .390 ID .81 OD	X-6086-6	4	Washer, plain .344 ID, .875 OD	X-25-75
6	Insulator, standoff	X-6128-9	6	Washer, spring .390 ID .81 OD	X-6086-6
80	Screw, hex flange 1/4-20 x .500	X-6217-3	6	Insulator, standoff	X-6128-9
9	Screw, hex flange 3/8-16 x .750	X-6217-5	80	Screw, hex flange 1/4-20 x .500	X-6217-3
6	Screw, hex flange 3/8-16 x 1.000	X-6217-6	6	Screw, hex flange 3/8-16 x .750	X-6217-5
1	Breaker, circuit 1600A, 600V, 3P	X-786-116	6	Screw, hex flange 3/8-16 x 1.000	X-6217-6
28	Nut, hex 3/8-16	X-83-7	1	Breaker, circuit 900A, 600V, 3P	X-786-112
1	Panel, mounting	293708	6	Nut, hex 3/8-16	X-83-7
1	Panel, mounting	293713	1	Panel, mounting	293709
1	Panel, lower side	293772	1	Panel, mounting	293712
1	Panel, bottom	293774	1	Box, extension LS	293769
1	Panel, front	293776	1	Box, extension RS	293770
1	Panel, front upper	293778	1	Panel, lower side	293772
6	Bolt, over 3/8-16 UNC-2A 10.00 L	293780	1	Panel, bottom	293774
1	Panel, top	293781	1	Panel, front	293776
1	Bracket, bus support	293782	1	Panel, front upper	293778
1	Bracket, bus support	293789	1	Panel, top	293781
1	Bus, line 1400-1800A	293792	3	Bus, load 900-1200A	293783
1	Bus, line 1400-1800A	293793	2	Bus, line 900-1200A	293790
3	Bus, load	293794	1	Bus, line	293791
3	Spacer, load bus 2.50 x 2.50	293795	1	Bracket, bus support	293809
1	Bus, line	293860	12	Washer, lock	293855
1	Bus, line	293887	2	Spacer 5.6 x .88	293856
1	Box, extension LS	293889	<b>Shunt Trip Line Circuit Breaker Kit</b>		<b>293805</b>
1	Box, extension RS	293890	12	Washer, plain .406 ID, 1.000 OD	X-25-118
3	Barrier, load	293891	4	Washer, plain .344 ID, .875 OD	X-25-75
<b>Shunt Trip Line Circuit Breaker Kit</b>		<b>293803</b>	6	Washer, spring .390 ID .81 OD	X-6086-6
24	Washer, plain .406 ID, 1.250 OD	X-25-109	6	Insulator, standoff	X-6128-9
24	Washer, plain .406 ID, 1.000 OD	X-25-118	80	Screw, hex flange 1/4-20 x .500	X-6217-3
12	Washer, plain .255 ID, .812 OD	X-25-130	6	Screw, hex flange 3/8-16 x .750	X-6217-5
6	Washer, plain .406 ID, 1.250 OD	X-25-38	6	Screw, hex flange 3/8-16 x 1.000	X-6217-6
12	Washer, spring .255 ID .750 OD	X-6086-13	1	Breaker, circuit 1000A, 600V, 3P	X-786-113
24	Washer, spring .390 ID .81 OD	X-6086-6	6	Nut, hex 3/8-16	X-83-7
6	Insulator, standoff	X-6128-9	1	Panel, mounting	293709
80	Screw, hex flange 1/4-20 x .500	X-6217-3	1	Panel, mounting	293712
9	Screw, hex flange 3/8-16 x .750	X-6217-5	1	Box, extension LS	293769
6	Screw, hex flange 3/8-16 x 1.000	X-6217-6	1	Box, extension RS	293770
1	Breaker, circuit 1600A, 600V, 3P	X-786-116	1	Panel, lower side	293772
24	Nut, hex 3/8-16	X-83-7	1	Panel, bottom	293774
1	Panel, mounting	293709	1	Panel, front	293776
1	Panel, mounting	293713	1	Panel, front upper	293778
1	Box, extension LS	293769	1	Panel, top	293781
1	Box, extension RS	293770	3	Bus, load 900-1200A	293783
1	Panel, lower side	293772	2	Bus, line 900-1200A	293790
1	Panel, bottom	293774	1	Bus, line	293791
1	Panel, front	293776	1	Bracket, bus support	293809
1	Panel, front upper	293778	12	Washer, lock	293855
6	Bolt, over 3/8-16 UNC-2A 10.00 L	293780	2	Spacer 5.6 x .88	293856
1	Panel, top	293781	<b>Shunt Trip Line Circuit Breaker Kit</b>		<b>293806</b>
1	Bracket, bus support	293782	12	Washer, plain .406 ID, 1.000 OD	X-25-118
1	Bracket, bus support	293789	4	Washer, plain .344 ID, .875 OD	X-25-75
2	Bus, line 1400-1800A	293792	6	Washer, spring .390 ID .81 OD	X-6086-6
1	Bus, line 1400-1800A	293793	6	Insulator, standoff	X-6128-9
3	Bus, load	293794	80	Screw, hex flange 1/4-20 x .500	X-6217-3
3	Spacer, load bus 2.50 x 2.50	293795	6	Screw, hex flange 3/8-16 x .750	X-6217-5
3	Barrier, load	293891	6	Screw, hex flange 3/8-16 x 1.000	X-6217-6

# 350-1500ROZD

# Kit Parts List: Optional Kits

Qty	Description	Part No.	Qty	Description	Part No.
1	Breaker, circuit 1200A, 600V, 3P	X-786-114	6	Insulator, standoff	X-6128-9
6	Nut, hex 3/8-16	X-83-7	73	Screw, hex flange 1/4-20 x .500	X-6217-3
1	Panel, mounting	293709	6	Screw, hex flange 3/8-16 x .750	X-6217-5
1	Panel, mounting	293712	6	Screw, hex flange 3/8-16 x 1.000	X-6217-6
1	Box, extension LS	293769	1	Brker, shunt trip 700A, 600V, 3P	X-786-123
1	Box, extension RS	293770	3	Nut, hex 3/8-16	X-83-7
1	Panel, lower side	293772	1	Panel, mounting	293708
1	Panel, bottom	293774	1	Panel, mounting	293712
1	Panel, front	293776	1	Box, extension LS	293767
1	Panel, front upper	293778	1	Box, extension RS	293768
1	Panel, top	293781	1	Panel, lower side	293772
3	Bus, load 900-1200A	293783	1	Panel, bottom	293773
2	Bus, line 900-1200A	293790	1	Panel, front	293775
1	Bus, line	293791	1	Panel, upper front	293777
1	Bracket, bus support	293809	1	Panel, top	293779
12	Washer, lock	293855	3	Bus, load 700-800A	293786
2	Spacer 5.6 x .88	293856	2	Bus, line 700-800A	293787
			1	Bus, line 700-800A	293788
			1	Bracket, bus support	293810
<b>Shunt Trip Line Circuit Breaker Kit</b>		<b>293807</b>	<b>Shunt Trip Line Circuit Breaker Kit</b>		<b>293815</b>
24	Washer, plain .406 ID, 1.250 OD	X-25-109	18	Washer, plain .562 ID, 1.375 OD	X-25-113
24	Washer, plain .562 ID, 1.375 OD	X-25-113	12	Washer, plain .406 ID, 1.000 OD	X-25-118
24	Washer, plain .406 ID, 1.000 OD	X-25-118	4	Washer, plain .344 ID, .875 OD	X-25-75
12	Washer, plain .255 ID, .812 OD	X-25-130	9	Washer, spring .515 ID 1.06 OD	X-6086-5
6	Washer, plain .406 ID, 1.250 OD	X-25-38	6	Washer, spring .390 ID .81 OD	X-6086-6
12	Washer, spring .255 ID .750 OD	X-6086-13	6	Insulator, standoff	X-6128-9
12	Washer, spring .515 ID 1.06 OD	X-6086-5	80	Screw, hex flange 1/4-20 x .500	X-6217-3
24	Washer, spring .390 ID .81 OD	X-6086-6	6	Screw, hex flange 3/8-16 x .750	X-6217-5
6	Insulator, standoff	X-6128-9	6	Screw, hex flange 3/8-16 x 1.000	X-6217-6
80	Screw, hex flange 1/4-20 x .500	X-6217-3	9	Nut, hex 1/2-13	X-70-10
9	Screw, hex flange 3/8-16 x .750	X-6217-5	1	Breaker, circuit 1000A, 600V, 3P	X-786-113
6	Screw, hex flange 3/8-16 x 1.000	X-6217-6	6	Nut, hex 3/8-16	X-83-7
12	Nut, hex 1/2-13	X-70-10	1	Panel, mounting	293710
1	Breaker, circuit 1800A, 600V,3P	X-786-117	1	Panel, mounting	293712
12	Nut, hex 3/8-16	X-83-7	1	Box, extension LS	293769
1	Panel, mounting	293710	1	Box, extension RS	293770
1	Panel, mounting	293713	1	Panel, lower side	293772
1	Box, extension LS	293769	1	Panel, bottom	293774
1	Box, extension RS	293770	1	Panel, front	293776
1	Panel, lower side	293772	1	Panel, front upper	293778
1	Panel, bottom	293774	1	Panel, top	293781
1	Panel, front	293776	3	Bus, load 900-1200A	293783
1	Panel, front upper	293778	2	Bus, line 900-1200A	293790
6	Bolt, over 3/8-16 UNC-2A 10.00 L	293780	1	Bus, line	293791
1	Panel, top	293781	3	Lead, generator	293796
1	Bracket, bus support	293782	3	Lead, generator	293797
1	Bracket, bus support	293789	3	Lead, generator	293798
2	Bus, line 1400-1800A	293792	1	Bracket, bus support	293809
1	Bus, line 1400-1800A	293793	12	Washer, lock	293855
3	Bus, load	293794	2	Spacer 5.6 x .88	293856
3	Spacer, load bus 2.50 x 2.50	293795			
4	Lead, generator	293796	<b>Shunt Trip Line Circuit Breaker Kit</b>		<b>293816</b>
4	Lead, generator	293797	24	Washer, plain .562 ID, 1.375 OD	X-25-113
4	Lead, generator	293798	12	Washer, plain .406 ID, 1.000 OD	X-25-118
3	Barrier, load	293891	4	Washer, plain .344 ID, .875 OD	X-25-75
			12	Washer, spring .515 ID 1.06 OD	X-6086-5
<b>Shunt Trip Line Circuit Breaker Kit</b>		<b>293808</b>	6	Washer, spring .390 ID .81 OD	X-6086-6
6	Washer, plain .562 ID, 1.375 OD	X-25-113	6	Insulator, standoff	X-6128-9
6	Washer, plain .406 ID, 1.000 OD	X-25-118	80	Screw, hex flange 1/4-20 x .500	X-6217-3
4	Washer, plain .344 ID, .875 OD	X-25-75	6	Screw, hex flange 3/8-16 x .750	X-6217-5
6	Washer, spring .515 ID 1.06 OD	X-6086-5			
3	Washer, spring .390 ID .81 OD	X-6086-6			

# Kit Parts List: Optional Kits

# 350-1500ROZD

Qty	Description	Part No.	Qty	Description	Part No.
6	Screw, hex flange 3/8-16 x 1.000	X-6217-6	<b>Shunt Trip Line Circuit Breaker Kit</b>		<b>293826</b>
12	Nut, hex 1/2-13	X-70-10			
1	Breaker, circuit 1200A, 600V, 3P	X-786-114	24	Washer, plain .406 ID, 1.000 OD	X-25-118
6	Nut, hex 3/8-16	X-83-7	4	Washer, plain .281 ID, .625 OD	X-25-40
1	Panel, mounting	293710	4	Washer, plain .281 ID, .625 OD	X-25-68
1	Panel, mounting	293712	9	Washer, spring .390 ID .81 OD	X-6086-6
1	Box, extension LS	293769	1	Brker, shunt trip 600A, 600V, 3P	X-786-122
1	Box, extension RS	293770	9	Nut, hex 3/8-16	X-83-7
1	Panel, lower side	293772	1	Panel, mounting	293709
1	Panel, bottom	293774	1	Panel, mounting	293718
1	Panel, front	293776	2	Bus, load 450-600A	293722
1	Panel, front upper	293778	1	Bus, load 450-600A	293723
1	Panel, top	293781	2	Bus, line 450-600A	293724
3	Bus, load 900-1200A	293783	1	Bus, line 450-600A	293725
2	Bus, line 900-1200A	293790	1	Spacer 5.6 x .88	293856
1	Bus, line	293791	<b>Shunt Trip Line Circuit Breaker Kit</b>		<b>293827</b>
4	Lead, generator	293796			
4	Lead, generator	293797			
4	Lead, generator	293798	24	Washer, plain .406 ID, 1.000 OD	X-25-118
1	Bracket, bus support	293809	4	Washer, plain .281 ID, .625 OD	X-25-40
12	Washer, lock	293855	4	Washer, plain .281 ID, .625 OD	X-25-68
2	Spacer 5.6 x .88	293856	9	Washer, spring .390 ID .81 OD	X-6086-6
<b>Shunt Trip Line Circuit Breaker Kit</b>		<b>293817</b>	1	Breaker, circuit 400A, 600V, 3P	X-786-21
24	Washer, plain .406 ID, 1.250 OD	X-25-109	9	Nut, hex 3/8-16	X-83-7
24	Washer, plain .562 ID, 1.375 OD	X-25-113	1	Panel, mounting	293709
24	Washer, plain .406 ID, 1.000 OD	X-25-118	1	Panel, mounting	293718
12	Washer, plain .255 ID, .812 OD	X-25-130	2	Bus, load 450-600A	293722
6	Washer, plain .406 ID, 1.250 OD	X-25-38	1	Bus, load 450-600A	293723
12	Washer, spring .255 ID .750 OD	X-6086-13	2	Bus, line 450-600A	293724
12	Washer, spring .515 ID 1.06 OD	X-6086-5	1	Bus, line 450-600A	293725
24	Washer, spring .390 ID .81 OD	X-6086-6	1	Spacer 5.6 x .88	293856
6	Insulator, standoff	X-6128-9	<b>Shunt Trip Line Circuit Breaker Kit</b>		<b>293828</b>
80	Screw, hex flange 1/4-20 x .500	X-6217-3			
9	Screw, hex flange 3/8-16 x .750	X-6217-5	3	Screw, 1/2-13 x 1-1/2	X-129-19
6	Screw, hex flange 3/8-16 x 1.625	X-6217-7	9	Washer, plain .562 ID, 1.375 OD	X-25-113
24	Nut, hex 1/2-13	X-70-10	12	Washer, plain .406 ID, 1.000 OD	X-25-118
1	Breaker, circuit 2500A, 600V, 3P	X-786-131	4	Washer, plain .344 ID, .875 OD	X-25-75
24	Nut, hex 3/8-16	X-83-7	9	Washer, spring .515 ID 1.06 OD	X-6086-5
1	Panel, mounting	293710	3	Washer, spring .390 ID .81 OD	X-6086-6
1	Panel, mounting	293713	3	Nut, hex 1/2-13	X-70-10
1	Box, extension LS	293769	1	Brker, shunt trip 800A, 600V, 3P	X-786-124
1	Box, extension RS	293770	3	Nut, hex 3/8-16	X-83-7
1	Panel, lower side	293772	1	Panel, mounting	293710
1	Panel, bottom	293774	2	Bus, load 700-800A	293726
1	Panel, front	293776	1	Bus, load 700-800A	293727
1	Panel, front upper	293778	2	Bus, line 700-800A	293728
6	Bolt, over 3/8-16 UNC-2A 10.00 L	293780	1	Bus, line 700-800A	293729
1	Panel, top	293781	2	Lead, generator	293796
3	Spacer, load bus 2.50 x 2.50	293795	2	Lead, generator	293797
6	Lead, generator	293796	2	Lead, generator	293798
6	Lead, generator	293797	1	Panel, mounting	293832
6	Lead, generator	293798	<b>Shunt Trip Line Circuit Breaker Kit</b>		<b>293829</b>
3	Bus, load	293857			
2	Bus, line	293858	24	Washer, plain .406 ID, 1.000 OD	X-25-118
1	Bus, line	293859	4	Washer, plain .281 ID, .625 OD	X-25-40
1	Bracket, bus support	293862	4	Washer, plain .281 ID, .625 OD	X-25-68
1	Bracket, bus support	293863	9	Washer, spring .390 ID .81 OD	X-6086-6
3	Barrier, load	293892	1	Breaker, circuit 400A, 600V, 3P	X-786-134
			9	Nut, hex 3/8-16	X-83-7
			1	Panel, mounting	293708
			1	Panel, mounting	293717



# Kit Parts List: Optional Kits

# 350-1500ROZD

Qty	Description	Part No.	Qty	Description	Part No.
<b>Shunt Trip Line Circuit Breaker Kit</b>		<b>293865</b>	6	Screw, hex flange 3/8-16 x .750	X-6217-5
6	Washer, plain .562 ID, 1.375 OD	X-25-113	6	Screw, hex flange 3/8-16 x 1.000	X-6217-6
6	Washer, plain .406 ID, 1.000 OD	X-25-118	1	Breaker, circuit 1000A, 600V, 3P	X-786-113
4	Washer, plain .344 ID, .875 OD	X-25-75	3	Nut, hex 3/8-16	X-83-7
6	Washer, spring .515 ID 1.06 OD	X-6086-5	1	Panel, mounting	293708
3	Washer, spring .390 ID .81 OD	X-6086-6	1	Panel, mounting	293712
6	Insulator, standoff	X-6128-9	1	Box, extension LS	293767
73	Screw, hex flange 1/4-20 x .500	X-6217-3	1	Box, extension RS	293768
6	Screw, hex flange 3/8-16 x .750	X-6217-5	1	Panel, lower side	293772
6	Screw, hex flange 3/8-16 x 1.000	X-6217-6	1	Panel, bottom	293773
1	Brker, shunt trip 800A, 600V, 3P	X-786-124	1	Panel, front	293775
3	Nut, hex 3/8-16	X-83-7	1	Panel, upper front	293777
1	Panel, mounting	293708	1	Panel, top	293779
1	Panel, mounting	293712	3	Bus, load 700-800A	293786
1	Box, extension LS	293767	2	Bus, line 700-800A	293787
1	Box, extension RS	293768	1	Bus, line 700-800A	293788
1	Panel, lower side	293772	1	Bracket, bus support	293810
1	Panel, bottom	293773	<b>Shunt Trip Line Circuit Breaker Kit</b>		<b>293871</b>
1	Panel, front	293775	24	Washer, plain .406 ID, 1.250 OD	X-25-109
1	Panel, upper front	293777	24	Washer, plain .406 ID, 1.000 OD	X-25-118
1	Panel, top	293779	12	Washer, plain .255 ID, .812 OD	X-25-130
3	Bus, load 700-800A	293786	6	Washer, plain .406 ID, 1.250 OD	X-25-38
2	Bus, line 700-800A	293787	12	Washer, spring .255 ID .750 OD	X-6086-13
1	Bus, line 700-800A	293788	24	Washer, spring .390 ID .81 OD	X-6086-6
1	Bracket, bus support	293810	6	Insulator, standoff	X-6128-9
<b>Shunt Trip Line Circuit Breaker Kit</b>		<b>293867</b>	80	Screw, hex flange 1/4-20 x .500	X-6217-3
6	Washer, plain .562 ID, 1.375 OD	X-25-113	9	Screw, hex flange 3/8-16 x .750	X-6217-5
6	Washer, plain .406 ID, 1.000 OD	X-25-118	6	Screw, hex flange 3/8-16 x 1.000	X-6217-6
4	Washer, plain .344 ID, .875 OD	X-25-75	1	Breaker, circuit 1400A, 600V, 3P	X-786-115
6	Washer, spring .515 ID 1.06 OD	X-6086-5	24	Nut, hex 3/8-16	X-83-7
3	Washer, spring .390 ID .81 OD	X-6086-6	1	Panel, mounting	293709
6	Insulator, standoff	X-6128-9	1	Panel, mounting	293713
73	Screw, hex flange 1/4-20 x .500	X-6217-3	1	Panel, lower side	293772
6	Screw, hex flange 3/8-16 x .750	X-6217-5	1	Panel, bottom	293774
6	Screw, hex flange 3/8-16 x 1.000	X-6217-6	1	Panel, front	293776
1	Breaker, circuit 900A, 600V, 3P	X-786-112	1	Panel, front upper	293778
3	Nut, hex 3/8-16	X-83-7	6	Bolt, over 3/8-16 UNC-2A 10.00 L	293780
1	Panel, mounting	293708	1	Panel, top	293781
1	Panel, mounting	293712	1	Bracket, bus support	293782
1	Box, extension LS	293767	1	Bracket, bus support	293789
1	Box, extension RS	293768	2	Bus, line 1400-1800A	293792
1	Panel, lower side	293772	1	Bus, line 1400-1800A	293793
1	Panel, bottom	293773	3	Bus, load	293794
1	Panel, front	293775	3	Spacer, load bus 2.50 x 2.50	293795
1	Panel, upper front	293777	1	Box, extension LS	293888
1	Panel, top	293779	1	Box, extension RS	293890
3	Bus, load 700-800A	293786	3	Barrier, load	293891
2	Bus, line 700-800A	293787	<b>Shunt Trip Line Circuit Breaker Kit</b>		<b>293873</b>
1	Bus, line 700-800A	293788	24	Washer, plain .406 ID, 1.250 OD	X-25-109
1	Bracket, bus support	293810	24	Washer, plain .406 ID, 1.000 OD	X-25-118
<b>Shunt Trip Line Circuit Breaker Kit</b>		<b>293869</b>	12	Washer, plain .255 ID, .812 OD	X-25-130
6	Washer, plain .562 ID, 1.375 OD	X-25-113	6	Washer, plain .406 ID, 1.250 OD	X-25-38
6	Washer, plain .406 ID, 1.000 OD	X-25-118	12	Washer, spring .255 ID .750 OD	X-6086-13
4	Washer, plain .344 ID, .875 OD	X-25-75	24	Washer, spring .390 ID .81 OD	X-6086-6
6	Washer, spring .515 ID 1.06 OD	X-6086-5	6	Insulator, standoff	X-6128-9
3	Washer, spring .390 ID .81 OD	X-6086-6	80	Screw, hex flange 1/4-20 x .500	X-6217-3
6	Insulator, standoff	X-6128-9	9	Screw, hex flange 3/8-16 x .750	X-6217-5
73	Screw, hex flange 1/4-20 x .500	X-6217-3	6	Screw, hex flange 3/8-16 x 1.000	X-6217-6
			1	Breaker, circuit 1800A, 600V, 3P	X-786-117

# 350-1500ROZD

# Kit Parts List: Optional Kits

Qty	Description	Part No.	Qty	Description	Part No.
24	Nut, hex 3/8-16	X-83-7	1	Breaker, circuit 2500A, 600V, 3P	X-786-131
1	Panel, mounting	293709	24	Nut, hex 3/8-16	X-83-7
1	Panel, mounting	293713	1	Panel, mounting	293709
1	Box, extension LS	293769	1	Panel, mounting	293713
1	Box, extension RS	293770	1	Box, extension LS	293769
1	Panel, lower side	293772	1	Box, extension RS	293770
1	Panel, bottom	293774	1	Panel, lower side	293772
1	Panel, front	293776	1	Panel, bottom	293774
1	Panel, front upper	293778	1	Panel, front	293776
6	Bolt, over 3/8-16 UNC-2A 10.00 L	293780	1	Panel, front upper	293778
1	Panel, top	293781	6	Bolt, over 3/8-16 UNC-2A 10.00 L	293780
1	Bracket, bus support	293782	1	Panel, top	293781
1	Bracket, bus support	293789	3	Spacer, load bus 2.50 x 2.50	293795
2	Bus, line 1400-1800A	293792	6	Lead, generator	293796
1	Bus, line 1400-1800A	293793	6	Lead, generator	293797
3	Bus, load	293794	6	Lead, generator	293798
3	Spacer, load bus 2.50 x 2.50	293795	1	Bracket, bus support	293863
3	Barrier, load	293891	3	Barrier, load	293892

## Shunt Trip Line Circuit Breaker Kit

**293875**

24	Washer, plain .406 ID, 1.250 OD	X-25-109
24	Washer, plain .406 ID, 1.000 OD	X-25-118
12	Washer, plain .255 ID, .812 OD	X-25-130
6	Washer, plain .406 ID, 1.250 OD	X-25-38
12	Washer, spring .255 ID .750 OD	X-6086-13
24	Washer, spring .390 ID .81 OD	X-6086-6
6	Insulator, standoff	X-6128-9
80	Screw, hex flange 1/4-20 x .500	X-6217-3
9	Screw, hex flange 3/8-16 x .750	X-6217-5
6	Screw, hex flange 3/8-16 x 1.625	X-6217-7
1	Breaker, circuit 2000A, 600V, 3P	X-786-136
24	Nut, hex 3/8-16	X-83-7
1	Panel, mounting	293709
1	Panel, mounting	293713
1	Box, extension LS	293769
1	Box, extension RS	293770
1	Panel, lower side	293772
1	Panel, bottom	293774
1	Panel, front	293776
1	Panel, front upper	293778
6	Bolt, over 3/8-16 UNC-2A 10.00 L	293780
1	Panel, top	293781
3	Spacer, load bus 2.50 x 2.50	293795
3	Bus, load	293857
2	Bus, line	293858
1	Bus, line	293859
1	Bracket, bus support	293862
1	Bracket, bus support	293863
3	Barrier, load	293892

## Shunt Trip Line Circuit Breaker Kit

**293877**

24	Washer, plain .406 ID, 1.250 OD	X-25-109
24	Washer, plain .406 ID, 1.000 OD	X-25-118
12	Washer, plain .255 ID, .812 OD	X-25-130
6	Washer, plain .406 ID, 1.250 OD	X-25-38
12	Washer, spring .255 ID .750 OD	X-6086-13
24	Washer, spring .390 ID .81 OD	X-6086-6
6	Insulator, standoff	X-6128-9
80	Screw, hex flange 1/4-20 x .500	X-6217-3
9	Screw, hex flange 3/8-16 x .750	X-6217-5
6	Screw, hex flange 3/8-16 x 1.625	X-6217-7

## Shunt Trip Line Circuit Breaker Kit

**293879**

18	Washer, plain .562 ID, 1.375 OD	X-25-113
12	Washer, plain .406 ID, 1.000 OD	X-25-118
4	Washer, plain .344 ID, .875 OD	X-25-75
9	Washer, spring .515 ID 1.06 OD	X-6086-5
6	Washer, spring .390 ID .81 OD	X-6086-6
6	Insulator, standoff	X-6128-9
80	Screw, hex flange 1/4-20 x .500	X-6217-3
6	Screw, hex flange 3/8-16 x .750	X-6217-5
6	Screw, hex flange 3/8-16 x 1.000	X-6217-6
9	Nut, hex 1/2-13	X-70-10
1	Breaker, circuit 900A, 600V, 3P	X-786-112
6	Nut, hex 3/8-16	X-83-7
1	Panel, mounting	293710
1	Panel, mounting	293712
1	Box, extension LS	293769
1	Box, extension RS	293770
1	Panel, lower side	293772
1	Panel, bottom	293774
1	Panel, front	293776
1	Panel, front upper	293778
1	Panel, top	293781
3	Bus, load 900-1200A	293783
2	Bus, line 900-1200A	293790
1	Bus, line	293791
3	Lead, generator	293796
3	Lead, generator	293797
3	Lead, generator	293798
1	Bracket, bus support	293809
12	Washer, lock	293855
2	Spacer 5.6 x .88	293856

## Shunt Trip Line Circuit Breaker Kit

**293881**

24	Washer, plain .406 ID, 1.250 OD	X-25-109
24	Washer, plain .562 ID, 1.375 OD	X-25-113
24	Washer, plain .406 ID, 1.000 OD	X-25-118
12	Washer, plain .255 ID, .812 OD	X-25-130
6	Washer, plain .406 ID, 1.250 OD	X-25-38
12	Washer, spring .255 ID .750 OD	X-6086-13
12	Washer, spring .515 ID 1.06 OD	X-6086-5
24	Washer, spring .390 ID .81 OD	X-6086-6
6	Insulator, standoff	X-6128-9

# Kit Parts List: Optional Kits

# 350-1500ROZD

Qty	Description	Part No.	Qty	Description	Part No.
80	Screw, hex flange 1/4-20 x .500	X-6217-3	<b>Shunt Trip Line Circuit Breaker Kit</b>		<b>293885</b>
9	Screw, hex flange 3/8-16 x .750	X-6217-5	18	Washer, plain .438 ID, 1.000 OD	X-25-1
6	Screw, hex flange 3/8-16 x 1.000	X-6217-6	24	Washer, plain .406 ID, 1.250 OD	X-25-109
12	Nut, hex 1/2-13	X-70-10	24	Washer, plain .562 ID, 1.375 OD	X-25-113
1	Breaker, circuit 1400A, 600V, 3P	X-786-115	24	Washer, plain .406 ID, 1.000 OD	X-25-118
12	Nut, hex 3/8-16	X-83-7	12	Washer, plain .255 ID, .812 OD	X-25-130
1	Panel, mounting	293710	6	Washer, plain .406 ID, 1.250 OD	X-25-38
1	Panel, mounting	293713	12	Washer, spring .515 ID 1.06 OD	X-6086-5
1	Box, extension LS	293769	24	Washer, spring .390 ID .81 OD	X-6086-6
1	Box, extension RS	293770	12	Insulator	X-6089-13
1	Panel, lower side	293772	6	Insulator, standoff	X-6128-9
1	Panel, bottom	293774	80	Screw, hex flange 1/4-20 x .500	X-6217-3
1	Panel, front	293776	9	Screw, hex flange 3/8-16 x .750	X-6217-5
1	Panel, front upper	293778	6	Screw, hex flange 3/8-16 x 1.625	X-6217-7
6	Bolt, over 3/8-16 UNC-2A 10.00 L	293780	12	Nut, hex 1/2-13	X-70-10
1	Panel, top	293781	1	Breaker, circuit 2000A, 600V, 3P	X-786-136
1	Bracket, bus support	293782	24	Nut, hex 3/8-16	X-83-7
1	Bracket, bus support	293789	1	Panel, mounting	293710
2	Bus, line 1400-1800A	293792	1	Panel, mounting	293713
1	Bus, line 1400-1800A	293793	1	Box, extension LS	293769
3	Bus, load	293794	1	Box, extension RS	293770
3	Spacer, load bus 2.50 x 2.50	293795	1	Panel, lower side	293772
4	Lead, generator	293796	1	Panel, bottom	293774
4	Lead, generator	293797	1	Panel, front	293776
4	Lead, generator	293798	1	Panel, front upper	293778
3	Barrier, load	293891	6	Bolt, over 3/8-16 UNC-2A 10.00 L	293780
<b>Shunt Trip Line Circuit Breaker Kit</b>		<b>293883</b>	1	Panel, top	293781
24	Washer, plain .406 ID, 1.250 OD	X-25-109	3	Spacer, load bus 2.50 x 2.50	293795
24	Washer, plain .562 ID, 1.375 OD	X-25-113	6	Lead, generator	293796
24	Washer, plain .406 ID, 1.000 OD	X-25-118	6	Lead, generator	293797
12	Washer, plain .255 ID, .812 OD	X-25-130	6	Lead, generator	293798
6	Washer, plain .406 ID, 1.250 OD	X-25-38	3	Bus, load	293857
12	Washer, spring .255 ID .750 OD	X-6086-13	2	Bus, line	293858
12	Washer, spring .515 ID 1.06 OD	X-6086-5	1	Bus, line	293859
24	Washer, spring .390 ID .81 OD	X-6086-6	1	Bracket, bus support	293862
6	Insulator, standoff	X-6128-9	1	Bracket, bus support	293863
80	Screw, hex flange 1/4-20 x .500	X-6217-3	3	Barrier, load	293892
9	Screw, hex flange 3/8-16 x .750	X-6217-5	<b>Shunt Trip Line Circuit Breaker Kit</b>		<b>293886</b>
6	Screw, hex flange 3/8-16 x 1.000	X-6217-6	24	Washer, plain .406 ID, 1.250 OD	X-25-109
12	Nut, hex 1/2-13	X-70-10	24	Washer, plain .406 ID, 1.000 OD	X-25-118
1	Breaker, circuit 1600A, 600V, 3P	X-786-116	12	Washer, plain .255 ID, .812 OD	X-25-130
12	Nut, hex 3/8-16	X-83-7	6	Washer, plain .406 ID, 1.250 OD	X-25-38
1	Panel, mounting	293710	12	Washer, spring .255 ID .750 OD	X-6086-13
1	Panel, mounting	293713	24	Washer, spring .390 ID .81 OD	X-6086-6
1	Box, extension LS	293769	6	Insulator, standoff	X-6128-9
1	Box, extension RS	293770	80	Screw, hex flange 1/4-20 x .500	X-6217-3
1	Panel, lower side	293772	9	Screw, hex flange 3/8-16 x .750	X-6217-5
1	Panel, bottom	293774	6	Screw, hex flange 3/8-16 x 1.000	X-6217-6
1	Panel, front	293776	1	Breaker, circuit 1400A, 600V, 3P	X-786-115
1	Panel, front upper	293778	24	Nut, hex 3/8-16	X-83-7
6	Bolt, over 3/8-16 UNC-2A 10.00 L	293780	1	Panel, mounting	293709
1	Panel, top	293781	1	Panel, mounting	293713
1	Bracket, bus support	293782	1	Box, extension LS	293769
1	Bracket, bus support	293789	1	Box, extension RS	293770
2	Bus, line 1400-1800A	293792	1	Panel, lower side	293772
1	Bus, line 1400-1800A	293793	1	Panel, bottom	293774
3	Bus, load	293794	1	Panel, front	293776
3	Spacer, load bus 2.50 x 2.50	293795	1	Panel, front upper	293778
4	Lead, generator	293796	6	Bolt, over 3/8-16 UNC-2A 10.00 L	293780
4	Lead, generator	293797	1	Panel, top	293781
4	Lead, generator	293798			
3	Barrier, load	293891			

# 350-1500ROZD

# Kit Parts List: Optional Kits

Qty	Description	Part No.	Qty	Description	Part No.
1	Bracket, bus support	293782			
1	Bracket, bus support	293789			
2	Bus, line 1400-1800A	293792			
1	Bus, line 1400-1800A	293793			
3	Bus, load	293794			
3	Spacer, load bus 2.50 x 2.50	293795			
3	Barrier, load	293891			

## Silencer Kits

<b>Silencer Kit, Critical (mtg., no overhang)</b>	<b>279516</b>
<b>Silencer Kit, Critical, End In/End Out</b>	<b>274292</b>
<b>Silencer Kit, Critical, End In/End Out</b>	<b>291533</b>
<b>Silencer Kit, Critical, End In/End Out</b>	<b>293701</b>
<b>Silencer Kit, Critical, Side In/End Out</b>	<b>274294</b>
<b>Silencer Kit, Critical, Side In/End Out</b>	<b>274296</b>
<b>Silencer Kit, Critical, Side In/End Out</b>	<b>274298</b>
<b>Silencer Kit, Critical, Dual-Inlet</b>	<b>274293</b>
<b>Silencer Kit, Critical, Dual-Inlet</b>	<b>274297</b>
<b>Silencer Kit, Critical, Dual-Inlet</b>	<b>274629</b>
<b>Silencer Kit, Critical, Dual-Inlet</b>	<b>274631</b>
<b>Silencer Kit, Critical, Dual-Inlet</b>	<b>274636</b>
<b>Silencer Kit, Res. (mtg., no overhang)</b>	<b>279517</b>
<b>Silencer Kit, Residential, End In/End Out</b>	<b>274291</b>
<b>Silencer Kit, Residential, End In/End Out</b>	<b>291532</b>
<b>Silencer Kit, Residential, End In/End Out</b>	<b>293700</b>
<b>Silencer Kit, Residential, Side In/End Out</b>	<b>274293</b>
<b>Silencer Kit, Residential, Side In/End Out</b>	<b>274627</b>
<b>Silencer Kit, Residential, Side In/End Out</b>	<b>274628</b>
<b>Silencer Kit, Residential, Dual-Inlet</b>	<b>274630</b>
<b>Silencer Kit, Residential, Dual-Inlet</b>	<b>274635</b>
<b>Silencer Kit, Residential, Dual-Inlet</b>	<b>274637</b>

## Silencer Mounting Kits

<b>Silencer Mounting Kit</b>	<b>PA-279526</b>
8 Washer, 7/16 split lock	X-23-1
8 Washer, 7/16 split lock	X-23-1
8 Washer, 15/32 x 59/64 plain	X-25-34
8 Screw, 7/16-14 x 1-1/4	X-6024-8
1 U-clamp, 6 in.	X-722-6
4 Nut, 7/16	X-79-2
1 Clamp, exhaust	272676
2 Bracket, mounting	274275
2 Clamp	274649
1 Hose, flex. exhaust	279518
1 Adapter assembly, exhaust	279521

## Skid End Cap Kit

<b>Skid End Cap Kit</b>	<b>274758</b>
8 Washer, 3/8 split lock	X-22-1
8 Washer, 13/32 x 13/16 plain	X-25-37
8 Screw, 3/8-16 x 1	X-6238-11
1 Crossmember	274441

## Speed Potentiometer Kits, Electronic Governor

<b>Speed Potentiometer Kit</b>	<b>273768</b>
2 Washer, #4 split lock	X-18-4
1 Tie, cable	X-468-1
2 Screw, 4-40 x 3/8	X-49-40
1 Nameplate, speed adjustment	X-6133-28
2 Nut, 4-40	X-74-6
1 Potentiometer	273767

## Spring Isolator Kits

<b>Spring Isolator Kit</b>	<b>PA-274640</b>
4 Washer, beveled	X-6011-3
2 Damper, vibration (9 x 3-1/2)	290173
2 Damper, vibration (12-3/4 x 3-1/2)	290425
<b>Spring Isolator Kit</b>	<b>PA-292868</b>
6 Washer, beveled	X-6011-3
6 Damper, vibration (12-3/4 x 3-1/2)	290425
<b>Spring Isolator Kit</b>	<b>PA-292869</b>
1 Carton	PAS-320
1 Instruction, install	TT-508
8 Washer, beveled .68"	X-6011-3
8 Damper, vibration	290425

## Sub-base Fuel Tank Kits

<b>Sub-base Fuel Tank Kit</b>	<b>279680</b>
2 Bushing, 3/8 F x 1/2 M reducer	X-202-28
6 Washer, 13/16 x 1-15/32 x 9/64 plain	X-25-29
6 Washer, 3/4 split lock	X-26-10
6 Screw, 3/4-10 x 2	X-6239-3
6 Nut, 3/4-10	X-88-12
1 Tank, sub-base fuel	279677
<b>Sub-base Fuel Tank Kit</b>	<b>279681</b>
2 Bushing, 3/8 F x 1/2 M reducer	X-202-28
6 Washer, 13/16 x 1-15/32 x 9/64 plain	X-25-29
6 Washer, 3/4 split lock	X-26-10
6 Screw, 3/4-10 x 2	X-6239-3
6 Nut, 3/4-10	X-88-12
1 Tank, sub-base fuel	279678
<b>Sub-base Fuel Tank Kit</b>	<b>279682</b>
2 Bushing, 3/8 F x 1/2 M reducer	X-202-28
6 Washer, 13/16 x 1-15/32 x 9/64 plain	X-25-29
6 Washer, 3/4 split lock	X-26-10
6 Screw, 3/4-10 x 2	X-6239-3
6 Nut, 3/4-10	X-88-12
1 Tank, sub-base fuel	279679

Qty	Description	Part No.	Qty	Description	Part No.
<b><u>Sub-base Tank Fuel Gauges</u></b>			<b><u>Tail Pipe and Rain Cap Kits</u></b>		
	<b>Sub-base Tank Fuel gauge</b>	<b>292265</b>		<b>Tail Pipe Kit</b>	<b>PA-274465</b>
	<b>Sub-base Tank Fuel gauge</b>	<b>292266</b>	1	Pipe, exhaust	274464
	<b>Sub-base Tank Fuel gauge</b>	<b>292267</b>	2	Clamp	274649
			1	Cap, rain	274651
<b><u>Sub-base Tank Low Fuel Switches</u></b>			<b><u>Voltage Regulator Kits, Remote Mounting</u></b>		
	<b>Sub-base Tank Low Fuel Switch</b>	<b>292282</b>		<b>Voltage Regulator Kit</b>	<b>273613</b>
1	Sleeve, insulating	X-415-9	2	Washer, #8 split lock	X-18-2
1	Switch, low fuel level	292269	2	Washer, #10 split lock	X-19-1
	<b>Sub-base Tank Low Fuel Switch</b>	<b>292283</b>	2	Screw, 10-24 x 3/4	X-50-3
1	Sleeve, insulating	X-415-9	2	Screw, #8-32 x 3/4	X-51-11
1	Switch, low fuel level	292270	1	Jumper, 2-terminal	X-6073-2
	<b>Sub-base Tank Low Fuel Switch</b>	<b>292284</b>	1	Block, fuse	X-6129-3
1	Sleeve, insulating	X-415-9	1	Fuse	X-6135-6
1	Switch, low fuel level	292271	2	Nut, 10-24	X-70-2
			2	Nut, 8-32	X-72-4
			6	Terminal	238898
			1	Strip, marker	263268
			1	Strip, terminal	269244
<b><u>Sub-base Tank Float Switches</u></b>			<b><u>Wattmeter Kits</u></b>		
	<b>Sub-base Tank Float Switch</b>	<b>274797</b>		<b>Wattmeter Kit</b>	<b>274378</b>
	<b>Sub-base Tank Float Switch</b>	<b>274798</b>			
<b><u>Sub-base Tank Transfer Pumps</u></b>					
	<b>Sub-base Tank Transfer Pump</b>	<b>274781</b>	4	Washer, #8 split lock	X-18-2
1	Box assembly, control	A-274818	2	Washer, #10 split lock	X-19-1
1	Pump assembly, motor	A-290024	2	Terminal, 1/4 eyelet, 16-14 ga.	X-283-4
1	Bushing, 1/4 F x 1 M reducer	D-2159	16	Terminal, 1/4 eyelet, 22-16 ga.	X-285-9
4	Screw, 5/16-18 x 1	X-125-5	2	Insulink, 22-18 ga.	X-367-6
4	Washer, 5/16 split lock	X-21-1	8	Terminal, 1/4 F push-on fully insulated	X-431-30
4	Washer, 11/32 x 11/16 plain	X-25-85	2	Screw, 10-24 x 5/8	X-50-8
1	Line, 1/4 ID x 36 flex. fuel	X-386-81	4	Screw, 8-32 x 3/8	X-51-12
2	Connector, hose elbow	X-391-20	2	Nut, 10-24	X-70-2
2	Clamp, 1 in. hose	X-426-10	4	Nut, 8-32	X-72-4
4	Nut, 5/16-18	X-82-2	3	Transformer, current	248877
1	Connector, conduit	156327	1	Wattmeter	274336
			1	Transducer, watt	274354
			2	Transformer, step-down	289809
<b><u>Tachometer Kits</u></b>					
	<b>Tachometer Kit</b>	<b>274888</b>		<b>Wattmeter Kit</b>	<b>274379</b>
1	Tubing, shrink	X-748-22	4	Washer, #8 split lock	X-18-2
1	Terminal	237661	2	Washer, #10 split lock	X-19-1
1	Tachometer	254204	2	Terminal, 1/4 eyelet, 16-14 ga.	X-283-4
	<b>Tachometer Kit</b>	<b>274994</b>	16	Terminal, 1/4 eyelet, 22-16 ga.	X-285-9
1	Terminal	X-285-6	2	Insulink, 22-18 ga.	X-367-6
1	Terminal	X-367-1	8	Terminal, 1/4 F push-on fully insulated	X-431-30
4	Tie, cable	X-468-1	2	Screw, 10-24 x 5/8	X-50-8
1	Lead assembly	256423	4	Screw, 8-32 x 3/8	X-51-12
1	Tachometer	279547	2	Nut, 10-24	X-70-2
			4	Nut, 8-32	X-72-4
			1	Wattmeter	274337
			1	Transducer, watt	274355
			2	Transformer, step-down	289809
			3	Transformer, current	291546

# 350–1500ROZD

# Kit Parts List: Optional Kits

Qty	Description	Part No.	Qty	Description	Part No.
<b>Wattmeter Kit</b>			<b>Wattmeter Kit</b>		
		<b>274380</b>			<b>274381</b>
4	Washer, #8 split lock	X-18-2	4	Washer, #8 split lock	X-18-2
2	Washer, #10 split lock	X-19-1	2	Washer, #10 split lock	X-19-1
2	Terminal, 1/4 eyelet, 16–14 ga.	X-283-4	2	Terminal, 1/4 eyelet, 16–14 ga.	X-283-4
16	Terminal, 1/4 eyelet, 22–16 ga.	X-285-9	16	Terminal, 1/4 eyelet, 22–16 ga.	X-285-9
2	Insulink, 22–18 ga.	X-367-6	2	Insulink, 22–18 ga.	X-367-6
8	Terminal, 1/4 F push-on fully insulated	X-431-30	8	Terminal, 1/4 F push-on fully insulated	X-431-30
2	Screw, 10–24 x 5/8	X-50-8	2	Screw, 10–24 x 5/8	X-50-8
4	Screw, 8–32 x 3/8	X-51-12	4	Screw, 8–32 x 3/8	X-51-12
2	Nut, 10–24	X-70-2	2	Nut, 10–24	X-70-2
4	Nut, 8–32	X-72-4	4	Nut, 8–32	X-72-4
1	Wattmeter	274338	1	Wattmeter	274339
1	Transducer, watt	274356	1	Transducer, watt	274357
2	Transformer, step-down	289809	2	Transformer, step-down	289809
3	Transformer, current	291548	3	Transformer, current	297675

# Consumables List

# 350-1500ROZD

**KOHLER MODEL:** 350ROZD  
**KOHLER SPEC:** PA-132801  
**ENGINE MODEL:** 8V-92TA  
**ENGINE MANUFACTURER:** DETROIT DIESEL

**KOHLER MODEL:** 450ROZD  
**KOHLER SPEC:** 132904  
**ENGINE MODEL:** 12V-92TA  
**ENGINE MANUFACTURER:** DETROIT DIESEL

<u>DESCRIPTION</u>	<u>PART NO.</u>
Fuse, 1.5 Amp	291207
Fuse, 3 Amp	243273
Fuse, 15 Amp	283645
Main Circuit Board	F-292806
Indicator Board	A-292357
Speed Sensor	291288
Bulb	291740
Upper Radiator Hose	X-613-7
Lower Radiator Hose	272670
Bypass Hose	X-422-25
Bypass Hose	X-6014-30
Thermostat	*
Thermostat Gasket	*
Fan Belt Set	279975
Air Cleaner Filter	274680
Primary Fuel Filter	*
Secondary Fuel Filter	*
Oil Filter	*
Injector	*

<u>DESCRIPTION</u>	<u>PART NO.</u>
Fuse, 1.5 Amp	291207
Fuse, 3 Amp	243273
Fuse, 15 Amp	283645
Main Circuit Board	F-292806
Indicator Board	A-292357
Speed Sensor	291288
Bulb	283420
Upper Radiator Hose	X-507-4
Lower Radiator Hose	X-6014-31
Lower Radiator Hose	272988
Radiator Hose	X-507-3
Bypass Hose	X-6014-30
Thermostat	*
Thermostat Gasket	*
Fan Belt Set	*
Air Cleaner With Filter	272981
Primary Fuel Filter	*
Secondary Fuel Filter	*
Oil Filter	*
Injector	*

**KOHLER MODEL:** 400ROZD  
**KOHLER SPEC:** PA-132802  
**ENGINE MODEL:** 8V-92TA  
**ENGINE MANUFACTURER:** DETROIT DIESEL

**KOHLER MODEL:** 500ROZD  
**KOHLER SPEC:** 132905  
**ENGINE MODEL:** 12V-92TA  
**ENGINE MANUFACTURER:** DETROIT DIESEL

<u>DESCRIPTION</u>	<u>PART NO.</u>
Fuse, 1.5 Amp	291207
Fuse, 3 Amp	243273
Fuse, 15 Amp	283645
Main Circuit Board	F-292806
Indicator Board	A-292357
Speed Sensor	291288
Bulb	283420
Bulb	291740
Upper Radiator Hose	X-542-2
Lower Radiator Hose	274270
Bypass Hose	X-6014-30
Thermostat	*
Thermostat Gasket	*
Fan Belt Set	*
Air Cleaner Filter	272981
Primary Fuel Filter	*
Secondary Fuel Filter	*
Oil Filter	*
Injector	*

<u>DESCRIPTION</u>	<u>PART NO.</u>
Fuse, 1.5 Amp	291207
Fuse, 3 Amp	243273
Fuse, 15 Amp	283645
Main Circuit Board	F-292806
Indicator Board	A-292357
Speed Sensor	291288
Bulb	283420
Upper Radiator Hose	X-507-4
Lower Radiator Hose	X-6014-31
Lower Radiator Hose	272988
Bypass Hose	X-6014-30
Thermostat	*
Thermostat Gasket	*
Fan Belt Set	*
Air Cleaner With Filter	272981
Primary Fuel Filter	*
Secondary Fuel Filter	*
Oil Filter	*
Injector	*

\* Contact Detroit Diesel With Engine Model And Serial No. To Verify Part Numbers And Price.

Change Oil And Oil Filter Every 150 Hours, Air And Fuel Filters Every 300 Hours Or Once A Year, Whichever Occurs First.

**KOHLER MODEL:** 600ROZD  
**KOHLER SPEC:** PA-132911  
**ENGINE MODEL:** 12V-92TA  
**ENGINE MANUFACTURER:** DETROIT DIESEL

**KOHLER MODEL:** 800ROZD  
**KOHLER SPEC:** PA-132931  
**ENGINE MODEL:** 16V-92TA  
**ENGINE MANUFACTURER:** DETROIT DIESEL

<u>DESCRIPTION</u>	<u>PART NO.</u>
Fuse, 1.5 Amp	291207
Fuse, 3 Amp	243273
Fuse, 15 Amp	283645
Main Circuit Board	F-292806
Indicator Board	A-292357
Speed Sensor	291288
Lamp	291740
Bulb	283420
Upper Radiator Hose	X-6014-53
Lower Radiator Hose	X-6014-31
Lower Radiator Hose	272988
Bypass Hose	X-6014-30
Thermostat	*
Thermostat Gasket	*
Fan Belt Set	*
Air Cleaner With Filter	272981
Primary Fuel Filter	*
Secondary Fuel Filter	*
Oil Filter	*
Injector	*

<u>DESCRIPTION</u>	<u>PART NO.</u>
Fuse, 1.5 Amp	291207
Fuse, 3 Amp	243273
Fuse, 15 Amp	283645
Main Circuit Board	F-292806
Indicator Board	A-292357
Speed Sensor	291288
Bulb	283420
Upper Radiator Hose	X-507-5
Upper Radiator Hose	X-507-6
Lower Radiator Hose	X-6014-31
Lower Radiator Hose	274402
Bypass Hose	X-651-12
Bypass Hose	X-6014-30
Thermostat	*
Thermostat Gasket	*
Fan Belt Set	*
Air Cleaner Filter	274683
Primary Fuel Filter	*
Secondary Fuel Filter	*
Oil Filter	*
Injector	*

**KOHLER MODEL:** 750ROZD  
**KOHLER SPEC:** 132921  
**ENGINE MODEL:** 16V-92TA  
**ENGINE MANUFACTURER:** DETROIT DIESEL

**KOHLER MODEL:** 900ROZD  
**KOHLER SPEC:** 132941  
**ENGINE MODEL:** 12V-149TI  
**ENGINE MANUFACTURER:** DETROIT DIESEL

<u>DESCRIPTION</u>	<u>PART NO.</u>
Fuse, 1.5 Amp	291207
Fuse, 3 Amp	243273
Fuse, 15 Amp	283645
Main Circuit Board	F-292806
Indicator Board	A-292357
Speed Sensor	291288
Bulb	283420
Upper Radiator Hose	X-507-5
Upper Radiator Hose	X-507-6
Lower Radiator Hose	X-6014-31
Lower Radiator Hose	272971
Bypass Hose	X-651-12
Bypass Hose	X-6014-30
Thermostat	*
Thermostat Gasket	*
Fan Belt Set	*
Air Cleaner Filter	274683
Primary Fuel Filter	*
Secondary Fuel Filter	*
Oil Filter	*
Injector	*

<u>DESCRIPTION</u>	<u>PART NO.</u>
Fuse, 1.5 Amp	291207
Fuse, 3 Amp	243273
Fuse, 15 Amp	283645
Main Circuit Board	F-292806
Indicator Board	A-292357
Speed Sensor	291288
Bulb	283420
Upper Radiator Hose	X-6006-3
Lower Radiator Hose	X-6014-34
Bypass Hose	X-6014-33
Thermostat	*
Thermostat Gasket	*
Thermostat Gasket	*
Fan Belt Set	274440
Oil Filter	*
Primary Fuel Filter	*
Secondary Fuel Filter	*
Air Cleaner Filter	274252
Injector	*

\* Contact Detroit Diesel With Engine Model And Serial No. To Verify Part Numbers And Price.

Change Oil And Oil Filter Every 150 Hours, Air And Fuel Filters Every 300 Hours Or Once A Year, Whichever Occurs First.

# Consumables List

# 350-1500ROZD

**KOHLER MODEL:** 1000ROZD  
**KOHLER SPEC:** 132951  
**ENGINE MODEL:** 12V-149TI  
**ENGINE MANUFACTURER:** DETROIT DIESEL

**KOHLER MODEL:** 1500ROZD  
**KOHLER SPEC:** PA-132971  
**ENGINE MODEL:** 16V-149TIB  
**ENGINE MANUFACTURER:** DETROIT DIESEL

<u>DESCRIPTION</u>	<u>PART NO.</u>
Fuse, 1.5 Amp	291207
Fuse, 3 Amp	243273
Fuse, 15 Amp	283645
Main Circuit Board	F-292806
Indicator Board	A-292357
Speed Sensor	291288
Bulb	283420
Upper Radiator Hose	X-6006-3
Lower Radiator Hose	X-6014-34
Bypass Hose	X-6014-33
Thermostat	*
Thermostat Gasket	*
Thermostat Gasket	*
Fan Belt Set	274385
Oil Filter	*
Primary Fuel Filter	*
Secondary Fuel Filter	*
Air Cleaner Filter	274252
Injector	*

<u>DESCRIPTION</u>	<u>PART NO.</u>
Fuse, 1.5 Amp	291207
Fuse, 3 Amp	243273
Fuse, 15 Amp	283645
Main Circuit Board	F-292806
Indicator Board	A-292357
Speed Sensor	291288
Lamp	291740
Bulb	283420
Upper Radiator Hose	X-6014-41
Lower Radiator Hose	X-6014-34
Lower Radiator Hose	X-6014-51
Bypass Hose	X-6014-8
Thermostat	*
Thermostat Gasket	*
Thermostat Gasket	*
Belt	274915
Oil Filter	*
Primary Fuel Filter	*
Secondary Fuel Filter	*
Air Cleaner Filter	274821
Injector	*

**KOHLER MODEL:** 1200ROZD  
**KOHLER SPEC:** PA-132961  
**ENGINE MODEL:** 12V-149TIB  
**ENGINE MANUFACTURER:** DETROIT DIESEL

<u>DESCRIPTION</u>	<u>PART NO.</u>
Fuse, 1.5 Amp	291207
Fuse, 3 Amp	243273
Fuse, 15 Amp	283645
Main Circuit Board	F-292806
Indicator Board	A-292357
Speed Sensor	291288
Lamp	291740
Bulb	283420
Bypass Hose	X-6014-7
Bypass Hose	X-6014-8
Thermostat	*
Thermostat Gasket	*
Thermostat Gasket	*
Fan Belt Set	272954
Oil Filter	*
Primary Fuel Filter	*
Secondary Fuel Filter	*
Air Cleaner Filter	272981
Injector	*

\* Contact Detroit Diesel With Engine Model And Serial No. To Verify Part Numbers And Price.

Change Oil And Oil Filter Every 150 Hours, Air And Fuel Filters Every 300 Hours Or Once A Year, Whichever Occurs First.

The Common Hardware List gives Kohler part numbers and dimensions for common hardware items.

## HEX BOLTS (GRADE 5)

<u>Part No.</u>	<u>Dimensions</u>	<u>Part No.</u>	<u>Dimensions</u>
X-465-17	1/4-20 X .38	X-6238-6	3/8-16 X 2.00
X-465-6	1/4-20 X .50	X-6238-17	3/8-16 X 2.25
X-465-2	1/4-20 X .62	X-6238-7	3/8-16 X 2.50
X-465-16	1/4-20 X .75	X-6238-8	3/8-16 X 2.75
X-465-18	1/4-20 X .88	X-6238-9	3/8-16 X 3.00
X-465-7	1/4-20 X 1.00	X-6238-19	3/8-16 X 3.25
X-465-8	1/4-20 X 1.25	X-6238-12	3/8-16 X 3.50
X-465-9	1/4-20 X 1.50	X-6238-20	3/8-16 X 3.75
X-465-10	1/4-20 X 1.75	X-6238-13	3/8-16 X 4.50
X-465-11	1/4-20 X 2.00	X-6238-18	3/8-16 X 5.50
X-465-12	1/4-20 X 2.25	X-6238-25	3/8-16 X 6.50
X-465-14	1/4-20 X 2.75	X-6238-16	3/8-24 X 1.25
X-465-21	1/4-20 X 5.00	X-6238-21	3/8-24 X 4.00
X-465-20	1/4-28 X 1.00	X-6238-22	3/8-24 X 4.50
X-125-33	5/16-18 X .50	X-6024-5	7/16-14 X .75
X-125-23	5/16-18 X .62	X-6024-2	7/16-14 X 1.00
X-125-3	5/16-18 X .75	X-6024-8	7/16-14 X 1.25
X-125-31	5/16-18 X .88	X-6024-3	7/16-14 X 1.50
X-125-5	5/16-18 X 1.00	X-6024-4	7/16-14 X 2.00
X-125-24	5/16-18 X 1.25		
X-125-34	5/16-18 X 1.50	X-129-15	1/2-13 X .75
X-125-25	5/16-18 X 1.75	X-129-17	1/2-13 X 1.00
X-125-26	5/16-18 X 2.00	X-129-18	1/2-13 X 1.25
230578	5/16-18 X 2.25	X-129-19	1/2-13 X 1.50
X-125-29	5/16-18 X 2.50	X-129-20	1/2-13 X 1.75
X-125-27	5/16-18 X 2.75	X-129-21	1/2-13 X 2.00
X-125-28	5/16-18 X 3.00	X-129-22	1/2-13 X 2.25
X-125-22	5/16-18 X 4.50	X-129-23	1/2-13 X 2.50
X-125-32	5/16-18 X 5.00	X-129-24	1/2-13 X 2.75
X-125-35	5/16-18 X 5.50	X-129-25	1/2-13 X 3.00
X-125-36	5/16-18 X 6.00	X-129-27	1/2-13 X 3.50
X-125-40	5/16-18 X 6.50	X-129-29	1/2-13 X 4.00
X-125-30	5/16-24 X .75	X-129-30	1/2-13 X 4.50
X-125-39	5/16-24 X 2.00	X-463-9	1/2-13 X 5.50
X-125-38	5/16-24 X 2.75	X-129-44	1/2-13 X 6.00
X-6238-2	3/8-16 X .62	X-129-51	1/2-20 X .75
X-6238-10	3/8-16 X .75	X-129-45	1/2-20 X 1.25
X-6238-3	3/8-16 X .88	X-6021-3	5/8-11 X 1.00
X-6238-11	3/8-16 X 1.00	X-6021-4	5/8-11 X 1.25
X-6238-4	3/8-16 X 1.25	X-6021-2	5/8-11 X 1.50
X-6238-5	3/8-16 X 1.50	X-6021-1	5/8-11 X 1.75
X-6238-1	3/8-16 X 1.75	273049	5/8-11 X 2.00

# Common Hardware List

350-1500ROZD

<u>Part No.</u>	<u>Dimensions</u>	<u>Part No.</u>	<u>Dimensions</u>
X-6021-5	5/8-11 X 2.25	X-6239-2	3/4-10 X 1.50
X-6021-6	5/8-11 X 2.50	X-6239-3	3/4-10 X 2.00
X-6021-7	5/8-11 X 2.75	X-6239-4	3/4-10 X 2.50
X-6021-11	5/8-11 X 4.50	X-6239-5	3/4-10 X 3.00
X-6021-10	5/8-11 X 6.00	X-6239-6	3/4-10 X 3.50
X-6021-9	5/8-18 X 2.50		
		X-792-1	1-8 X 2.25
X-6239-1	3/4-10 X 1.00	X-792-5	1-8 X 3.00
X-6239-8	3/4-10 X 1.25	X-792-8	1-8 X 5.00

## NUTS

<u>Part No.</u>	<u>Dimensions</u>	<u>Type</u>	<u>Part No.</u>	<u>Dimensions</u>	<u>Type</u>
X-6210-3	6-32	Whiz Nut	X-85-3	5/8-11	Std. Nut
X-6210-4	8-32	Whiz Nut	X-88-12	3/4-10	Std. Nut
X-6210-5	10-24	Whiz Nut	X-89-2	1/2-20	Std. Nut
X-6210-1	10-32	Whiz Nut			
X-6210-2	1/4-20	Whiz Nut			
X-6210-6	1/4-28	Whiz Nut	X-6009-1	1-8	Std. Nut
X-6210-7	5/16-18	Whiz Nut			
X-6210-8	5/16-24	Whiz Nut			
X-6210-9	3/8-16	Whiz Nut			
X-6210-10	3/8-24	WHIZ Nut			
X-6210-11	7/16-14	Whiz Nut			
X-6210-12	1/2-13	Whiz Nut			

NOTE: 6-32 and 8-32 standard nuts must be used for circuit board mountings and some controller assembly applications and are not classified as common hardware. For this reason they are not on this list.

<b>Flat Washers</b>	<b>I.D.</b>	<b>O.D.</b>	<b>THK.</b>	<b>Bolt/Screw</b>
X-25-46	.125	.250	.022	#4
X-25-9	.156	.375	.049	#6
X-25-48	.188	.438	.049	#8
X-25-36	.219	.500	.049	#10
X-25-40	.281	.625	.065	1/4
X-25-85	.344	.687	.065	5/16
X-25-37	.406	.812	.065	3/8
X-25-34	.469	.922	.065	7/16
X-25-26	.531	1.062	.095	1/2
X-25-15	.656	1.312	.095	5/8
X-25-29	.812	1.469	.134	3/4
X-25-127	1.062	2.000	.134	1

TP-5558 6/92

PRINTED IN U.S.A.

**KOHLER**<sup>®</sup>  
POWER SYSTEMS

KOHLER CO. KOHLER, WISCONSIN 53044  
PHONE 414-565-3381, TELEX 26888, FAX 414-565-3648  
FOR SALES & SERVICE IN U.S.A. & CANADA PHONE 1-800-544-2444