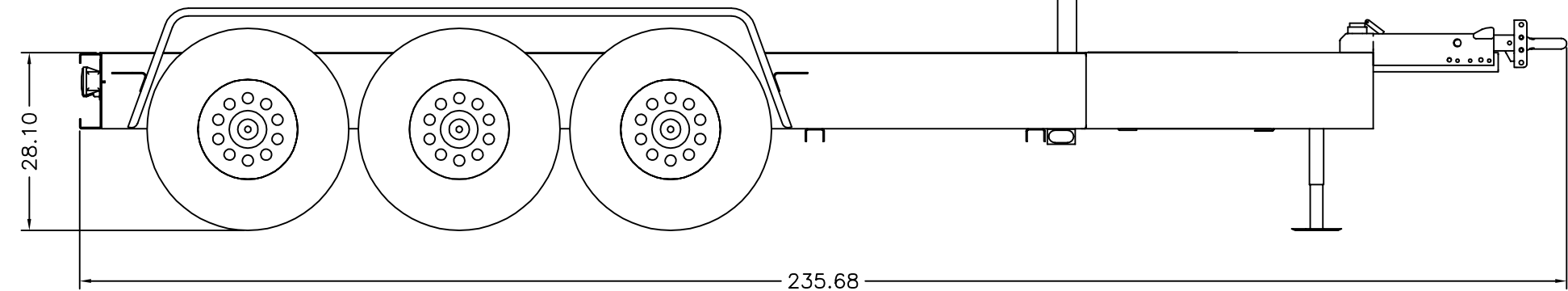
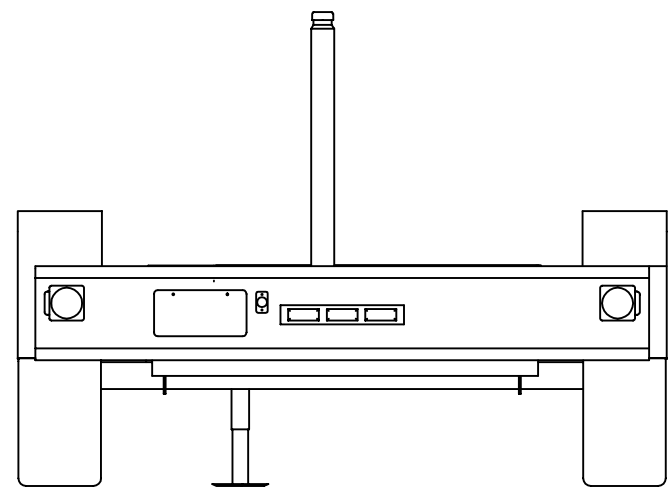
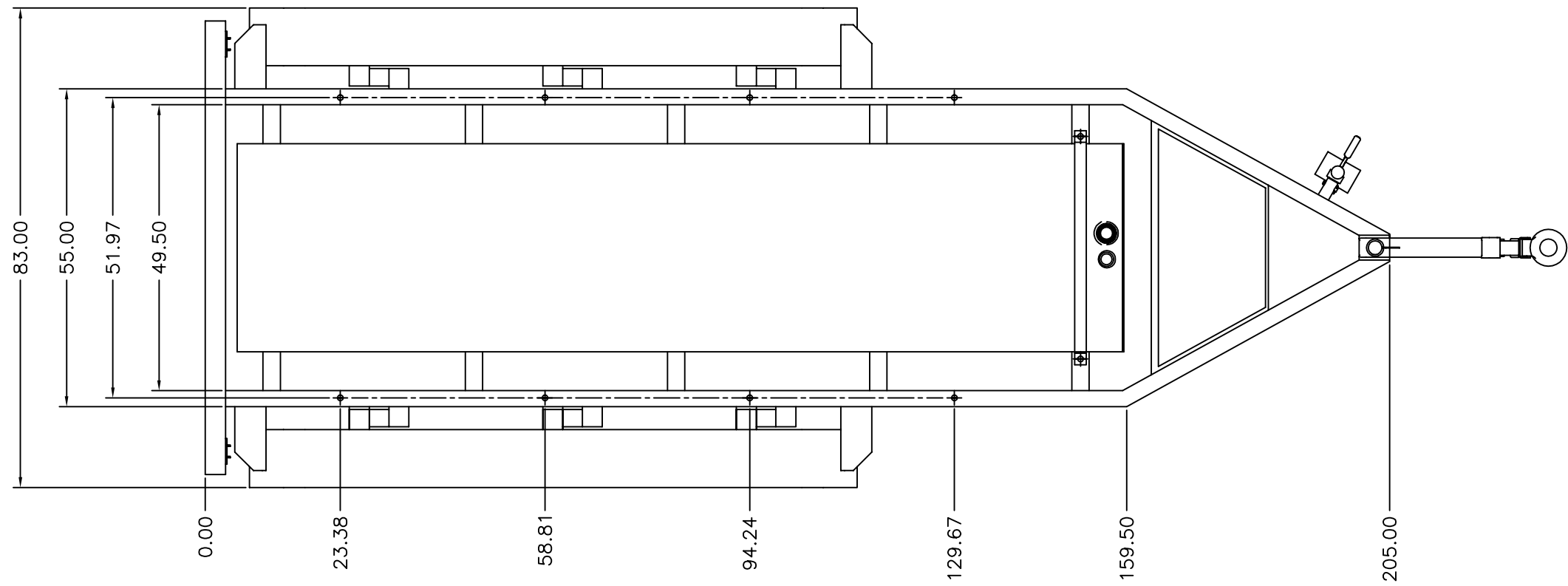


THIS DRAWING AND THE DATA DISCLOSED HEREIN OR HEREWITH IS CONFIDENTIAL AND PROPRIETARY AND IS NOT TO BE REPRODUCED, USED, OR DISCLOSED IN WHOLE OR IN PART TO ANYONE WITHOUT THE EXPRESSED WRITTEN PERMISSION OF MULTQUIP COMPANY.

DWG. NO.		200525		REVISION			
ZONE		LTR		DESCRIPTION		DATE	



300XF GENERATOR TRAILER	
LENGTH	236"
WIDTH	83"
FRAME WIDTH	55"
AXLE	7,000# (QTY 3)
TIRES	235/85R16 "E", 3042# (QTY 6)
WHEELS	-
GVWR	18,000#
JACK	5K ATWOODJACK
HITCH	3" ADJUSTABLE EYE (OPTIONAL)
FUEL TANK	250GAL. (CAPACITY)

UNLESS OTHERWISE SPECIFIED DIMENSIONS ARE IN INCHES TOLERANCES ARE :		CUSTOMER		<b>MQ POWER</b> TEL: (310) 537-3700/FAX: (310) 632-2656 18910 WILMINGTON AVENUE CARSON, CA 90746			
FRACTIONS	DECIMALS	ANGLES	JOB NO.				
±	.XX ±	±					
	.XXX ±						
DERIVED FROM		MATERIAL		APPROVALS		DATE	
REV	DATE	FINISH		DRAWN		DATE	
				J. TRAN		1-3-02	
CAD CODE		DO NOT SCALE DRAWING		CHECKED		SIZE	
200525				J. ROSE		D	
				SALESMAN		SCALE	
						1 = 12	
						SHEET	
						200525	
						1 / 1	

DWG. NO. 200525